

Bath Collections **2020**





# GAMADecOR



BY APPOINTMENT TO  
H.R.H. THE PRINCE OF WALES  
MANUFACTURER AND DISTRIBUTOR  
OF CERAMIC TILES AND BUILDING PRODUCTS.  
PORCELANOSA GROUP LIMITED

PORCELANOSA Grupo



## The power of a trademark.

PORCELANOSA Grupo is today a major reference on both the Spanish and international markets. Its consolidated position has been built up on values such as innovation and quality, but especially the trust placed in its large human capital, made up of almost 5,000 skilled professionals, and its concern for its stakeholders and environment.

PORCELANOSA Grupo has almost 40 years' experience and is present in almost 100 countries worldwide. This success is the result of a unique business model based on a strong corporate strategy. Today, the Group's eight companies offer a vast selection of products ranging from kitchen and bathroom equipment to state-of-the-art building solutions for contemporary architecture.

## Il potere di un marchio.

Il gruppo PORCELANOSA è oggi una società di riferimento nel mercato nazionale ed internazionale, fondata su valori come innovazione e qualità ma soprattutto basata sulla fiducia riposta nell'esteso comparto di risorse umane, quasi 5000 persone, e nell'attenzione ai valori sociali.

Con quasi 40 anni di esperienza, il Gruppo PORCELANOSA è presente in circa 100 paesi nel mondo, grazie a un modello di business irripetibile sul quale si appoggia una forte strategia imprenditoriale. Le otto società del Gruppo offrono un'estesa gamma di prodotti che comprendono non solo attrezzature per cucina o bagno ma anche soluzioni costruttive avanzate per l'architettura contemporanea.

## Сила бренда

Группа PORCELANOSA сегодня пользуется большим авторитетом как на испанском, так и на международном рынке. Пункта компании основаны на таких ценностях, как инновационное развитие, качество, тесное сотрудничество с партнерами, забота об окружающей среде, что самое главное, на доверии к ее сотрудникам — в группе работает около 5000 высококвалифицированных специалистов.

Группа PORCELANOSA обладает почти 40-летним опытом и представлена без малого в 100 странах. Такой успех — результат применения уникальной бизнес-модели, в основе которой лежит сильная корпоративная стратегия. Сегодня восемь компаний Группы предлагают широкий ассортимент продукции: от кухонного и сантехнического оборудования до самых передовых разработок для современных архитектурных решений.





## Our philosophy.

GAMADecOR was founded in 1987 to produce top quality bathroom and kitchen furniture based on concepts of advanced design and technology. Based in Villarreal (Castellón), the company's facilities, which exceed 125,000 m<sup>2</sup>, are equipped with the very latest technology. We currently export to over fifty countries on all five continents and have our own showrooms in Spain, France, the UK, USA, Mexico, Italy and Portugal.

## La nostra filosofia.

GAMADecOR nasce del 1987 con l'obiettivo di offrire prodotti di alta qualità, tecnologia e design innovativo nella fabbricazione di mobili da bagno e cucina. Situata a Villarreal (Castellón), i nostri stabilimenti sono dotati delle più recenti soluzioni tecnologiche e occupano una superficie superiore a 125.000 m<sup>2</sup>. Attualmente esportiamo i nostri prodotti in più di cinquanta paesi dei cinque continenti con negozi di proprietà in Spagna, Francia, Regno Unito, Stati Uniti, Messico, Italia e Portogallo.

## Наша философия

Компания GAMADecOR была основана в 1987 году как предприятие по производству высококачественной мебели для ванной комнаты и кухни на основе концепций современного дизайна и передовых технологий. Предприятия компании в городе Вильярреале (провинция Кастильон) расположены на площади свыше 125 000 м<sup>2</sup> и оснащены новейшим оборудованием. В настоящее время мы осуществляем экспортные поставки более чем в 50 стран на 5 континентах. У нас есть собственные демонстрационные залы в Испании, Франции, Великобритании, США, Мексике, Италии и Португалии.



The mark of  
responsible forestry  
FSC® C115389



<b>ITEM LEGEND</b>	<b>LEGENDA</b>	<b>LEGEND</b>	
WASH BASIN UNIT	BASE PORTALAVABO	ТУМБОЧКА ПОД УМЫВАЛЬНИК	<b>BP</b>
WALL MOUNTED WASH BASIN HOLDER	BASE PORTALAVABO SOSPESA	ТУМБОЧКА ПОД УМЫВАЛЬНИК	<b>BPS</b>
FLOOR-MOUNTED WASH BASIN HOLDER	BASE P. A TERRA	ТУМБОЧКА ПОД ВСТРОЕННЫЙ УМЫВАЛЬНИК	<b>BPT</b>
WALL MOUNTED MODULE	MODULO SOSPESO	ТУМБОЧКА ПОДВЕСНАЯ	<b>MS</b>
UPPER UNITS	MODULO PENSILE	ВЕРХНИЕ БЛОКИ	<b>MA</b>
TALL CABINET	MODULO COLONNA	ВЫСОКИЙ ШКАФ	<b>MC</b>
SPECIAL UNIT	MODULO SPECIALE	СПЕЦИАЛИЗИРОВАННЫЙ БЛОК	<b>ME</b>
DECORATIVE SIDE PANELLING	PANNELLI DECORATIVI	ДЕКОРАТИВНЫЕ БОКОВЫЕ ПАНЕЛИ	<b>TA</b>
ACCESSORIES	COMPLEMENTI	ДОПОЛНИТЕЛЬНЫЕ ПРИНАДЛЕЖНОСТИ	<b>CM</b>
WORKTOP	TOP	СТОЛЕШНИЦА	<b>EN</b>
BASIN UNIT	LAVABO	РАКОВИНА	<b>LA</b>
MIRROR	SPECCHIO	ЗЕРКАЛО	<b>ES</b>
WALL HUNG SHELF	RIPIANO A PARETE	НАСТЕННАЯ ПОЛКА	<b>FP</b>
RIGHT POSITION	POSIZIONE DESTRA	РАСПОЛОЖЕНИЕ СПРАВА	<b>DX</b>
LEFT POSITION	POSIZIONE SINISTRA	РАСПОЛОЖЕНИЕ СЛЕВА	<b>SX</b>
HANDLE	MANIGLIA	РУЧКЕ	
GAP	FORO	GAP	
COMPATIBLE UPC P-TRAP	COMPATIBILE SIFONE UPC	СОВМЕСТИМЫЙ СИФОН UPC	

highline

008

skyline

332

## Content

Blind  
Side  
Last  
Mertens  
Duna  
Century  
Edge  
Icon  
Leaf  
Soft  
Dess  
Ciclo  
In  
Next  
Tetris

### WORKTOPS

Fase  
Radio  
Gap  
Skill  
Hem  
Core  
Tuck  
Nut  
Way  
Flow  
Bambu  
Urban  
Folk  
Travat  
Dock

Sets 448

Accessories 466





# highline

Blind	010
Side	018
Last	044
Mertens	070
Duna	080
Century	088
Edge	096
Icon	104
Leaf	126
Soft	138
Dess	150
Ciclo	180
In	198
Next	214
Tetris	306
<b>WORKTOPS</b>	<b>322</b>





The interpretation made in inches for the dimensions of the different items shown in the price list has been rounded to 1/8, however for a more accurate measurement please use millimetres or centimetres.

## Blind

<b>EXTERIOR FINISHES</b> FINITURE ESTERNE ОТДЕЛКА ДЛЯ НАРУЖНОГО ИСПОЛЬЗОВАНИЯ	<input type="checkbox"/> Laminate Laminato ЛАМИНАТ	<input type="checkbox"/> Matt lacquer Laccato opaco МАТОВЫЙ ЛАК	<input checked="" type="checkbox"/> Wood veneer Legno ДЕРЕВО
	<input type="checkbox"/> HPL Stratificato СЛОИСТАЯ	<input type="checkbox"/> Gloss lacquer Laccato lucido ГЛЯНЦЕВЫЙ ЛАК	<input type="checkbox"/> Aluminium, Metal finish Alluminio, finitura Metal Алюминий, отделка Metal
<b>INTERIOR FINISHES</b> FINITURE INTERNE ОТДЕЛКА ДЛЯ ВНУТРЕННЕГО ИСПОЛЬЗОВАНИЯ	<input type="checkbox"/> Laminate Laminato ЛАМИНАТ	<input checked="" type="checkbox"/> Wood veneer Legno ДЕРЕВО	<input type="checkbox"/> Aluminium+laminated base Alluminio + base in laminato Алюминий + основа из ламината
	<input checked="" type="checkbox"/> Front handle Maniglia frontale a vista Декоративная передняя ручка	<input type="checkbox"/> Integrated metal handle Maniglia metallica integrata Встроенная металлическая ручка	<input type="checkbox"/> Integrated mechanized h. Maniglia integrata ricavata sul bordo Встроенная ручка по краю
<b>HANDLES</b> MANIGLIE РУЧКИ	<input type="checkbox"/> Push handle Maniglia Push РУЧКИ Push		
	<b>TYPE OF UNITS</b> TIPI DI MODULI ТИПЫ МОДУЛЕЙ	<input checked="" type="checkbox"/> Compact Compatto Компактная	<input type="checkbox"/> Modular Modulare Модульная
<b>POSITION</b> POSIZIONE ПОЗИЦИЯ	<input checked="" type="checkbox"/> Wall-mounted Sospeso Подвесная	<input checked="" type="checkbox"/> Floor-mounted A terra Напольная	
	<b>MEASURES (CM)</b> DIMENSIONI РАЗМЕРЫ	◀ 90 / 120 35 <sup>3/8</sup> / 47 <sup>1/4</sup>	▲ 60 23 <sup>5/8</sup>
<b>WORKTOP &amp; BASIN OPTIONS</b> OPZIONI TOP E LAVABI ВАРИАНТЫ СТОЛЕШНИЦ И УМЫВАЛЬНЫХ РАКОВИН	<input checked="" type="checkbox"/> Bath serie's worktop / basin Lavabo / top della serie Серийная умывальная раковина / столешница	<input type="checkbox"/> Standard worktops Top standard Стандартные столешницы	<input type="checkbox"/> Worktop + integrated basin Encimera + lavabo integrato Столешница + встроенная умывальная раковина
	<input checked="" type="checkbox"/> Over-mounted basin Lavabo da appoggio Настольная умывальная раковина	<input type="checkbox"/> Under-mounted basin Lavabo sottopiano Умывальная раковина, встраиваемая в столешницу снизу	<input checked="" type="checkbox"/> Double basin as option Opzione doppia vasca Вариант с двойной чашей
<b>WORKTOP FINISHES</b> FINITURE TOP ОТДЕЛКА СТОЛЕШНИЦ	<input type="checkbox"/> Krion® worktop Top in KRION® Столешница KRION®	<input type="checkbox"/> Gel Coat worktop Top in Gel Coat Столешница с покрытием гелькоут	<input checked="" type="checkbox"/> Natural Stone worktop Top in pietra naturale Столешница из натурального камня.
	<input type="checkbox"/> Glass worktop Top in vetro Столешница из стекла	<input type="checkbox"/> Bath furniture finish worktop Top con la finitura del mobile Столешница с той же отделкой, что и консоль/тумба	
<b>BASIN FINISHES</b> FINITURE LAVABI ОТДЕЛКА УМЫВАЛЬНЫХ РАКОВИН	<input type="checkbox"/> Krion® basin Lavabo in Krion® Умывальная раковина из Krion®	<input checked="" type="checkbox"/> Gel Coat basin Lavabo Gelcoat Раковина Gelcoat	<input checked="" type="checkbox"/> Ceramic basin Lavabo in ceramica Керамическая умывальная раковина
	<input checked="" type="checkbox"/> Natural Stone basin Lavabo in pietra naturale Умывальная раковина из натурального камня.		
<b>ACCESSORIES</b> ACCESSORI АКСЕССУАРЫ	<input checked="" type="checkbox"/> Mirror Specchio Зеркало	<input type="checkbox"/> Wall-mounted module Modulo sospeso Подвесной модуль	<input type="checkbox"/> Tall cabinet Modulo colonna Высокий шкаф
	<input type="checkbox"/> Upper unit Modulo alto Верхний модуль	<input type="checkbox"/> Organizer Organizzatore Органайзер	<input type="checkbox"/> Shelves Mensola Полка
			<input type="checkbox"/> Accessories Accessori Аксессуары

# *blind*



Blind is a bathroom furniture that bets on tradition and simplicity, obtaining a unique bathroom vanity; it includes a sliding system door, reminiscent of furniture from the 30s and 40s but with a totally reinvented aesthetic, thanks to the minimalism in all its design.

Blind è un mobile bagno che punta sulla tradizione e sulla semplicità; caratterizzato da una apertura con persiana scorrevole, che rievoca gli arredi degli anni 30-40, ma con un'estetica totalmente rivisitata mantenendo il design minimale.

Blind - это мебель для ванной комнаты, которая делает ставку на традиционность и простоту. Приобретая уникальный шкаф для ванной комнаты, в качестве двери была установлена раздвижная система жалюзи, напоминающая мебель 30-х - 40-х годов, но с эстетическим подходом, полностью обновленным благодаря минимализму во всем ее дизайне.



8817 Points  
**BLIND Roble Noche**

+info p.450



+info p.450

**15502 Points**  
**BLIND Roble Cobre**

**FINISHES**

**WOOD** **LEGNO** **ДЕРЕВО**



Roble noche



Roble cobre



Roble bronce



Roble sil



Roble alba

**WORKTOPS** **TOP** **СТОЛЕШНИЦЫ**



Mármol  
Carrara



G. Negro  
Tanzania M.



Barocco  
Vintage

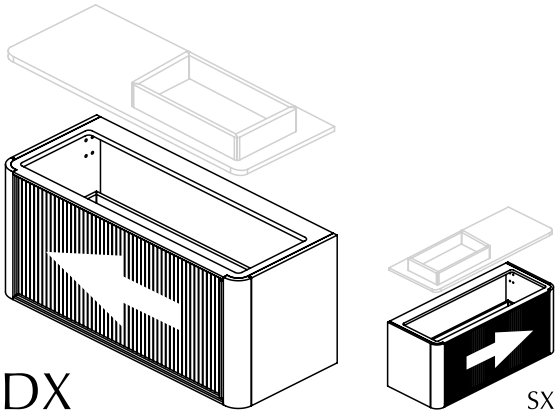


Cheyenne  
Vintage



Amarula  
Vintage



**WASH BASIN UNIT BPS**
**DEPTH 49,5CM / 19<sup>1/2</sup>"**


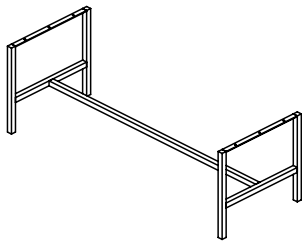
Wash basin unit.

Basi portlavabo

Тумбочка под умывальник.


**DX**
**SX**

MEASURES	(xx)	FINISHES	KEA	SAP	POINTS		
90x52x49,5 / 35 <sup>3/8</sup> x20 <sup>1/2</sup> x19 <sup>1/2</sup>		Wood DX/SX	G100630008	700026292	3387		
120x52x49,5 / 47 <sup>1/4</sup> x20 <sup>1/2</sup> x19 <sup>1/2</sup>			G100630006	700026300	3584		
90x52x49,5 / 35 <sup>3/8</sup> x20 <sup>1/2</sup> x19 <sup>1/2</sup>		Wood DX/SX	<b>ONLY USA</b>		G100630070	700026681	3439
120x52x49,5 / 47 <sup>1/4</sup> x20 <sup>1/2</sup> x19 <sup>1/2</sup>			<b>SOTTO BASIN</b>		G100630071	700026680	3636

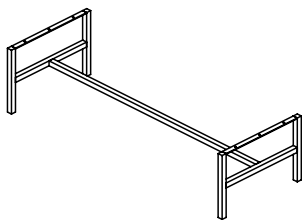
**LEG**


-Legs is optional. For Sotto basin.

-Piedini opzionali. Per lavabo sottotop.

-Нога опциональная. Для раковины Sotto

MEASURES	(xx)	FINISHES	KEA	SAP	POINTS
77x35x39,5 / 30 <sup>3/8</sup> x13 <sup>3/4</sup> x15 <sup>1/2</sup>		(BPS-90) Metal	G100630004	100243169	0412
107,1x35x39,5 / 42 <sup>1/8</sup> x13 <sup>3/4</sup> x15 <sup>1/2</sup>		(BPS-120) Metal	G100630003	100243168	0429

**LEG**


-Legs is optional. For over mounted basin.

-Piedini opzionali. Per lavabo in appoggio.

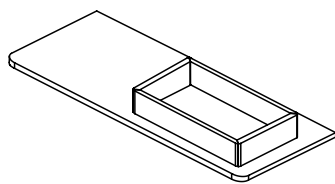
-Нога опциональная. Для накладной раковины

MEASURES	(xx)	FINISHES	KEA	SAP	POINTS
77x26x39,5 / 30 <sup>3/8</sup> x10 <sup>1/4</sup> x15 <sup>1/2</sup>		(BPS-90) Metal	G100630002	100243191	0412
107,1x26x39,5 / 42 <sup>1/8</sup> x10 <sup>1/4</sup> x15 <sup>1/2</sup>		(BPS-120) Metal	G100630001	100243178	0429

# blind

## BLIND BASIN DX

DEPTH 49,5CM / 19<sup>1/2"</sup>

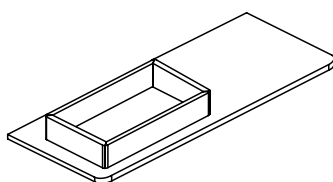


- Basin.
- Requires valve G619999035 SAP100104178
- Lavabo.
- Richiede valvola G619999035 SAP100104178
- Раковина.
- Требуется постоянный перелив G619999035 SAP100104178

MEASURES	(xx)	FINISHES	KEA	SAP	POINTS
90x11x49,5 / 35 <sup>3/8</sup> x4 <sup>3/8</sup> x19 <sup>1/2</sup>		Mármol Carrara	G100630034	700026245	2320
		G. Negro Tanzania M.	G100630046	700026252	2523
		Barocco Vintage	G100630020	700026261	2667
		Cheyenne Vintage	G100630068	700026251	2667
		Amarula Vintage	G100630035	700026242	2854
120x11x49,5 / 47 <sup>1/4</sup> x4 <sup>3/8</sup> x19 <sup>1/2</sup>		Mármol Carrara	G100630011	700026311	2425
		G. Negro Tanzania M.	G100630005	700026271	2671
		Barocco Vintage	G100630054	700026246	2843
		Cheyenne Vintage	G100630022	700026265	2843
		Amarula Vintage	G100630058	700026230	3073

## BLIND BASIN SX

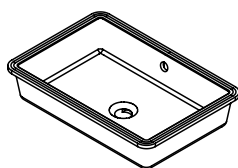
DEPTH 49,5CM / 19<sup>1/2"</sup>



- Basin.
- Requires valve G619999035 SAP100104178
- Lavabo.
- Richiede valvola G619999035 SAP100104178
- Раковина.
- Требуется постоянный перелив G619999035 SAP100104178

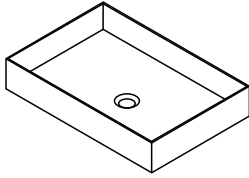
MEASURES	(xx)	FINISHES	KEA	SAP	POINTS
90x11x49,5 / 35 <sup>3/8</sup> x4 <sup>3/8</sup> x19 <sup>1/2</sup>		Mármol Carrara	G100630018	700026263	2320
		G. Negro Tanzania M.	G100630023	700026255	2523
		Barocco Vintage	G100630037	700026247	2667
		Cheyenne Vintage	G100630064	700026254	2667
		Amarula Vintage	G100630061	700026216	2854
120x11x49,5 / 47 <sup>1/4</sup> x4 <sup>3/8</sup> x19 <sup>1/2</sup>		Mármol Carrara	G100630066	700026224	2425
		G. Negro Tanzania M.	G100630049	700026223	2671
		Barocco Vintage	G100630041	700026211	2843
		Cheyenne Vintage	G100630045	700026212	2843
		Amarula Vintage	G100630042	700026240	3073

## SOTTO NOVA REQUIRES WORKTOP



- Ceramic basin. **REQUIRES WORKTOP.**
- Lavabo in ceramica. **RICHIEDE TOP IN.**
- Керамическая раковина. **НУЖДАЕТСЯ В СТОЛЕШНИЦЕ.**

MEASURES	(xx)	FINISHES	KEA	SAP	POINTS
50x14,2x34 / 19 <sup>5/8</sup> x5 <sup>5/8</sup> x13 <sup>3/8</sup>		White ceramic	G619000094	100241696	214
62x14,2x34 / 24 <sup>3/8</sup> x5 <sup>5/8</sup> x13 <sup>3/8</sup>			G619000092	100241683	328

**BASIN SLIM**
**COUNTERTOP / SOBRE ENCIMERA / VASQUE SUR PLAN**
**REQUIRES WORKTOP**


- GELCOAT basin. **REQUIRES WORKTOP.**
- Requires for installation valve G61999024 SAP100036254, 68 P.
- Lavabo GELCOAT. **RICIEDE TOP IN.**
- Richiede valvola G61999024 SAP100036254, 68 P.
- Раковина GELCOAT. **НУЖДАЕТСЯ В СТОЛЕШНИЦЕ.**
- Требуется установка клапана G61999024 SAP100036254, 68 P.

**MEASURES**

**FINISHES**
**KEA**
**SAP**
**POINTS**

 50x10x33 / 19<sup>5/8</sup>x3<sup>7/8</sup>x13

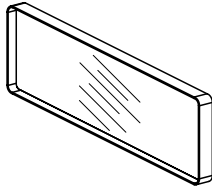
GELCOAT

G619000081

100221198

475

LA

**MIRROR**


- Mirror w/o light.
- Specchio senza illuminazione.
- Зеркало без подсветки.

**MEASURES**

**FINISHES**
**KEA**
**SAP**
**POINTS**

 60x30x6 / 23<sup>5/8</sup>x11<sup>3/4</sup>x2<sup>3/8</sup>

G100630060 700026258 657

 90x30x6 / 35<sup>3/8</sup>x11<sup>3/4</sup>x2<sup>3/8</sup>

G100630069 700026259 717

 120x30x6 / 47<sup>1/4</sup>x11<sup>3/4</sup>x2<sup>3/8</sup>

G100630059 700026225 823

 150x30x6 / 59x11<sup>3/4</sup>x2<sup>3/8</sup>

G100630032 700026256 836

 60x45x6 / 23<sup>5/8</sup>x17<sup>3/4</sup>x2<sup>3/8</sup>

G100630021 700026280 737

 90x45x6 / 35<sup>3/8</sup>x17<sup>3/4</sup>x2<sup>3/8</sup>

G100630009 700026269 794

 120x45x6 / 47<sup>1/4</sup>x17<sup>3/4</sup>x2<sup>3/8</sup>

G100630063 700026234 872

 150x45x6 / 59x17<sup>3/4</sup>x2<sup>3/8</sup>

G100630057 700026257 935

Metal

 60x60x6 / 23<sup>5/8</sup>x23<sup>5/8</sup>x2<sup>3/8</sup>

G100630012 700026290 824

 90x60x6 / 35<sup>3/8</sup>x23<sup>5/8</sup>x2<sup>3/8</sup>

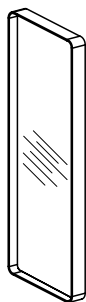
G100630017 700026291 835

 120x60x6 / 47<sup>1/4</sup>x23<sup>5/8</sup>x2<sup>3/8</sup>

G100630051 700026235 974

 150x60x6 / 59x23<sup>5/8</sup>x2<sup>3/8</sup>

G100630024 700026264 1029

**MIRROR**


- Mirror w/o light.
- Specchio senza illuminazione.
- Зеркало без подсветки.

**MEASURES**

**FINISHES**
**KEA**
**SAP**
**POINTS**

 30x60x6 / 11<sup>3/4</sup>x23<sup>5/8</sup>x2<sup>3/8</sup>

G100630025 700026249 657

 45x60x6 / 17<sup>3/4</sup>x23<sup>5/8</sup>x2<sup>3/8</sup>

G100630052 700026219 737

 30x90x6 / 11<sup>3/4</sup>x35<sup>3/8</sup>x2<sup>3/8</sup>

G100630019 700026266 717

 45x90x6 / 17<sup>3/4</sup>x35<sup>3/8</sup>x2<sup>3/8</sup>

G100630007 700026267 794

 60x90x6 / 23<sup>5/8</sup>x35<sup>3/8</sup>x2<sup>3/8</sup>

G100630029 700026236 835

 30x120x6 / 11<sup>3/4</sup>x47<sup>1/4</sup>x2<sup>3/8</sup>

G100630047 700026226 823

 45x120x6 / 17<sup>3/4</sup>x47<sup>1/4</sup>x2<sup>3/8</sup>

G100630010 700026270 872

 60x120x6 / 23<sup>5/8</sup>x47<sup>1/4</sup>x2<sup>3/8</sup>

G100630015 700026268 974

 30x150x6 / 11<sup>3/4</sup>x59x2<sup>3/8</sup>

G100630053 700026227 836

 45x150x6 / 17<sup>3/4</sup>x59x2<sup>3/8</sup>

G100630056 700026228 935

 60x150x6 / 23<sup>5/8</sup>x59x2<sup>3/8</sup>

G100630033 700026229 1029

Metal

ES



The interpretation made in inches for the dimensions of the different items shown in the price list has been rounded to 1/8, however for a more accurate measurement please use millimetres or centimetres.

## Side

<b>EXTERIOR FINISHES</b> FINITURE ESTERNE ОТДЕЛКА ДЛЯ НАРУЖНОГО ИСПОЛЬЗОВАНИЯ	<input checked="" type="checkbox"/> Laminate Laminato ЛАМИНАТ	<input checked="" type="checkbox"/> Matt lacquer Laccato opaco МАТОВЫЙ ЛАК	<input checked="" type="checkbox"/> Wood veneer Legno ДЕРЕВО
	<input type="checkbox"/> HPL Stratificato СЛОИСТАЯ	<input checked="" type="checkbox"/> Gloss lacquer Laccato lucido ГЛЯНЦЕВЫЙ ЛАК	<input type="checkbox"/> Aluminium, Metal finish Alluminio, finitura Metal Алюминий, отделка Metal
<b>INTERIOR FINISHES</b> FINITURE INTERNE ОТДЕЛКА ДЛЯ ВНУТРЕННЕГО ИСПОЛЬЗОВАНИЯ	<input type="checkbox"/> Laminate Laminato ЛАМИНАТ	<input type="checkbox"/> Wood veneer Legno ДЕРЕВО	<input checked="" type="checkbox"/> Aluminium+laminated base Alluminio + base in laminato Алюминий + основа из ламината
	<input type="checkbox"/> Front handle Maniglia frontale a vista Декоративная передняя ручка	<input type="checkbox"/> Integrated metal handle Maniglia metallica integrata Встроенная металлическая ручка	<input checked="" type="checkbox"/> Integrated mechanized h. Maniglia integrata ricavata sul bordo Встроенная ручка по краю
<b>HANDLES</b> MANIGLIE РУЧКИ	<input type="checkbox"/> Push handle Maniglia Push РУЧКИ Push		
<b>TYPE OF UNITS</b> TIPI DI MODULI ТИПЫ МОДУЛЕЙ	<input checked="" type="checkbox"/> Compact Compatto Компактная	<input checked="" type="checkbox"/> Modular Modulare Модульная	
<b>POSITION</b> POSIZIONE ПОЗИЦИЯ	<input checked="" type="checkbox"/> Wall-mounted Sospeso Подвесная	<input checked="" type="checkbox"/> Floor-mounted A terra Напольная	
<b>MEASURES (CM)</b> DIMENSIONI РАЗМЕРЫ	60 / 80 / 90 / 100 / 120 23 <sup>5/8</sup> / 31 <sup>1/2</sup> / 35 <sup>3/8</sup> / 39 <sup>3/8</sup> / 47 <sup>1/4</sup>	26 / 52 / 78 10 <sup>1/4</sup> / 20 <sup>1/2</sup> / 30 <sup>3/4</sup>	48 18 <sup>7/8</sup>
<b>WORKTOP &amp; BASIN OPTIONS</b> OPZIONI TOP E LAVABI ВАРИАНТЫ СТОЛЕШНИЦ И УМЫВАЛЬНЫХ РАКОВИН	<input type="checkbox"/> Bath serie's worktop / basin Lavabo / top della serie Серийная умывальная раковина / столешница	<input checked="" type="checkbox"/> Standard worktops Top standard Стандартные столешницы	<input checked="" type="checkbox"/> Worktop + integrated basin Encimera + lavabo integrato Столешница + встроенная умывальная раковина
	<input checked="" type="checkbox"/> Over-mounted basin Lavabo da appoggio Настольная умывальная раковина	<input checked="" type="checkbox"/> Under-mounted basin Lavabo sottopiano Умывальная раковина, встраиваемая в столешницу снизу	<input checked="" type="checkbox"/> Double basin as option Opzione doppia vasca Вариант с двойной чашей
<b>WORKTOP FINISHES</b> FINITURE TOP ОТДЕЛКА СТОЛЕШНИЦ	<input checked="" type="checkbox"/> Krion® worktop Top in KRION® Столешница KRION®	<input type="checkbox"/> Gel Coat worktop Top in Gel Coat Столешница с покрытием гелькоут	<input checked="" type="checkbox"/> Natural Stone worktop Top in pietra naturale Столешница из натурального камня.
	<input type="checkbox"/> Glass worktop Top in vetro Столешница из стекла	<input type="checkbox"/> Bath furniture finish worktop Top con la finitura del mobile Столешница с той же отделкой, что и консоль/тумба	
<b>BASIN FINISHES</b> FINITURE LAVABI ОТДЕЛКА УМЫВАЛЬНЫХ РАКОВИН	<input checked="" type="checkbox"/> Krion® basin Lavabo in Krion® Умывальная раковина из Krion®	<input checked="" type="checkbox"/> Gel Coat basin Lavabo Gelcoat Раковина Gelcoat	<input checked="" type="checkbox"/> Ceramic basin Lavabo in ceramica Керамическая умывальная раковина
	<input checked="" type="checkbox"/> Natural Stone basin Lavabo in pietra naturale Умывальная раковина из натурального камня.		
<b>ACCESSORIES</b> ACCESSORI АКСЕССУАРЫ	<input type="checkbox"/> Mirror Specchio Зеркало	<input checked="" type="checkbox"/> Wall-mounted module Modulo sospeso Подвесной модуль	<input checked="" type="checkbox"/> Tall cabinet Modulo colonna Высокий шкаф
	<input type="checkbox"/> Upper unit Modulo alto Верхний модуль	<input type="checkbox"/> Organizer Organizzatore Органайзер	<input checked="" type="checkbox"/> Shelves Mensola Полка
			<input checked="" type="checkbox"/> Accessories Accessori Аксессуары

# side



Side is an absolutely symmetrical bathroom unit, conspicuous for its simplicity and excellence, with an innovative lateral drawer pull. The unit can be made to measure in any size and it comes in a wide variety of finishes (including lacquer, wood and laminate finishes). This ensures a variety of totally different designs able to fit in with bathrooms of all kinds, where it is all set to become a star feature.

Il mobile da bagno Side è perfettamente simmetrico e mira all'eccellenza della semplicità, con un design innovativo per quanto riguarda la maniglia spostata sul lato. Side può essere personalizzato in qualsiasi misura, ottenendo un arredo completamente diverso che si adatta a ogni tipo di bagno, diventandone l'elemento principale; è proposto con una grande assortimento di finiture tra lacca, legno e laminato.

Мебель для ванной комнаты Side отличается идеальной симметрией, все в ней стремится к совершенству и лаконичности. Ручка имеет новаторский дизайн: она расположена с боковой стороны. Side можно персонализировать по любым меркам, создавая очень разные варианты для каждого типа ванной, причем эта мебель всегда будет в главной роли. Имеется много возможностей для отделки, включая блестящий лак, дерево и ламинат.





+info p.450



**2238 Points**  
**SIDE blanco emotions brillo**

## FINISHES

GLOSS LACQUER / MATT LACQUER    LACCATO LUCIDO / LACCATO OPACO    ГЛЯНЦЕВЫЙ ЛАК / МАТОВЫЙ ЛАК



Ónix



Cromo




Férreo




Tórtola



Sílice



Bórax




Cuarcita




Pizarra




Grafito




Plomo




Limo



Pérgamon



Alabastro



Porcelana



Negro Emotions




Ocean Blue



Azul Navy



Bottle



Orégano



Cúrcuma



Safrán



Curry



Blanco Snow




Blanco Emotions


WOOD

LEGNO

ДЕРЕВО



Roble Noche



Roble Cobre



Roble Bronce



Roble Sil



Roble Alba

## FINISHES

LAMINATE

LAMINATO

ЛАМИНАТ



Blanco Snow



Gris Hook Mate



Cement Mate



Storm Mate



Mouse Mate



Топо Mate



Wind



Marea

WORKTOPS

TOP

СТОЛЕШНИЦЫ



Mármol Carrara



M. Blanco Ibiza



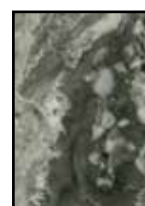
Granito Mac



Granito Star



Granito Portobello



Arabescato Orobico



M. Rosa Portugués



G. Negro Tanzania M.



Granito Len



Barocco Vintage



Cheyenne Vintage



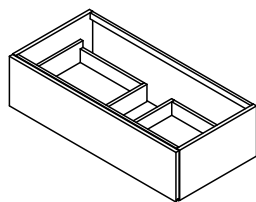
Amarula Vintage



M. Negro Marquina

## WASH BASIN UNIT BPS-2001

DEPTH 48 CM / 18<sup>7</sup>/<sub>8</sub>"

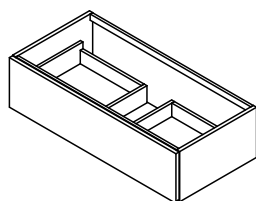


- Wash basin unit. For over mounted basin.
- Basi portalavabo. Per lavabo in appoggio.
- Тумбочка под умывальник. Для накладной раковины

MEASURES (x)x(x)x(x)	FINISHES	BASIN	KEA	SAP	POINTS
60x26x48 / 23 <sup>5</sup> / <sub>8</sub> x10 <sup>1</sup> / <sub>4</sub> x18 <sup>7</sup> / <sub>8</sub>	Gloss lacquer	CENTERED	G100640008	700027732	0925
	Matt lacquer		G100640012	700027731	0825
	Wood		G100640016	700027733	1085
	Laminate		G100640007	700027730	0706
80x26x48 / 31 <sup>1</sup> / <sub>2</sub> x10 <sup>1</sup> / <sub>4</sub> x18 <sup>7</sup> / <sub>8</sub>	Gloss lacquer	CENTERED	G100640011	700027736	1004
	Matt lacquer		G100640001	700027735	0891
	Wood		G100640003	700027737	1160
	Laminate		G100640010	700027734	0752
90x26x48 / 35 <sup>3</sup> / <sub>8</sub> x10 <sup>1</sup> / <sub>4</sub> x18 <sup>7</sup> / <sub>8</sub>	Gloss lacquer	CENTERED	G100640005	700027740	1035
	Matt lacquer		G100640002	700027739	0916
	Wood		G100640018	700027741	1195
	Laminate		G100640014	700027738	0767
100x26x48 / 39 <sup>3</sup> / <sub>8</sub> x10 <sup>1</sup> / <sub>4</sub> x18 <sup>7</sup> / <sub>8</sub>	Gloss lacquer	CENTERED	G100640006	700027744	1078
	Matt lacquer		G100640009	700027743	0952
	Wood		G100640013	700027745	1236
	Laminate		G100640019	700027742	0793
120x26x48 / 47 <sup>1</sup> / <sub>4</sub> x10 <sup>1</sup> / <sub>4</sub> x18 <sup>7</sup> / <sub>8</sub>	Gloss lacquer	CENTERED/ DX/SX	G100640020	700027748	1138
	Matt lacquer		G100640004	700027747	1003
	Wood		G100640034	700027749	1325
	Laminate		G100640024	700027746	0856

## WASH BASIN UNIT BPS-2009

DEPTH 48 CM / 18<sup>7</sup>/<sub>8</sub>"



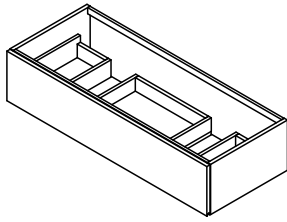
- Wash basin unit. For over mounted basin.
- Basi portalavabo. Per lavabo in appoggio.
- Тумбочка под умывальник. Для накладной раковины

MEASURES (x)x(x)x(x)	FINISHES	BASIN	KEA	SAP	POINTS
60-80x26x48 23 <sup>5</sup> / <sub>8</sub> -31 <sup>1</sup> / <sub>2</sub> x10 <sup>1</sup> / <sub>4</sub> x18 <sup>7</sup> / <sub>8</sub>	Gloss lacquer	CENTERED	G100640097	700027828	1004
	Matt lacquer		G100640091	700027827	0891
	Wood		G100640099	700027829	1160
	Laminate		G100640092	700027826	0752
>80-100x26x48 >31 <sup>1</sup> / <sub>2</sub> -39 <sup>3</sup> / <sub>8</sub> x10 <sup>1</sup> / <sub>4</sub> x18 <sup>7</sup> / <sub>8</sub>	Gloss lacquer	CENTERED	G100640107	700027832	1078
	Matt lacquer		G100640125	700027831	0952
	Wood		G100640135	700027833	1236
	Laminate		G100640127	700027830	0793
>100-120x26x48 39 <sup>3</sup> / <sub>8</sub> -47 <sup>1</sup> / <sub>4</sub> x10 <sup>1</sup> / <sub>4</sub> x18 <sup>7</sup> / <sub>8</sub>	Gloss lacquer	CENTERED	G100640113	700027836	1138
	Matt lacquer		G100640110	700027835	1003
	Wood		G100640116	700027837	1325
	Laminate		G100640122	700027834	0856



## WASH BASIN UNIT BPS-2003

DEPTH 48 CM / 18<sup>7/8</sup>"

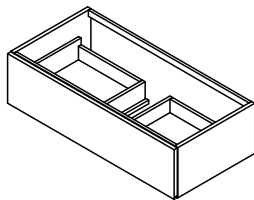


- Wash basin unit. For over mounted basin.
- Basi portalavabo. Per lavabo in appoggio.
- Тумбочка под умывальник. Для накладной раковины

MEASURES (x x x)	FINISHES	BASIN	KEA	SAP	POINTS
120x26x48 / 47 <sup>1/4</sup> x10 <sup>1/4</sup> x18 <sup>7/8</sup>	Gloss lacquer	DS	G100640032	700027752	1198
	Matt lacquer		G100640038	700027751	1063
	Wood		G100640031	700027753	1390
	Laminate		G100640050	700027750	0900

## WASH BASIN UNIT BPS-2002

DEPTH 48 CM / 18<sup>7/8</sup>"



- Wash basin unit. For sotto basin.
- Basi portalavabo. Per lavabo sottotop.
- Тумбочка под умывальник. Для раковины Sotto

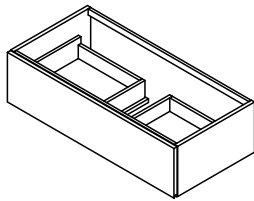


MEASURES (x x x)	FINISHES	BASIN	KEA	SAP	POINTS
60x26x48 / 23 <sup>5/8</sup> x10 <sup>1/4</sup> x18 <sup>7/8</sup>	Gloss lacquer	CENTERED	G100640036	700027756	0963
	Matt lacquer		G100640028	700027755	0863
	Wood		G100640023	700027757	1127
	Laminate		G100640029	700027754	0744
80x26x48 / 31 <sup>1/2</sup> x10 <sup>1/4</sup> x18 <sup>7/8</sup>	Gloss lacquer	CENTERED	G100640026	700027760	1040
	Matt lacquer		G100640042	700027759	0928
	Wood		G100640046	700027761	1200
	Laminate		G100640033	700027758	0789
90x26x48 / 35 <sup>3/8</sup> x10 <sup>1/4</sup> x18 <sup>7/8</sup>	Gloss lacquer	CENTERED	G100640039	700027764	1072
	Matt lacquer		G100640017	700027763	0952
	Wood		G100640040	700027765	1235
	Laminate		G100640015	700027762	0803
100x26x48 / 39 <sup>3/8</sup> x10 <sup>1/4</sup> x18 <sup>7/8</sup>	Gloss lacquer	CENTERED	G100640035	700027768	1115
	Matt lacquer		G100640022	700027767	0989
	Wood		G100640041	700027769	1276
	Laminate		G100640044	700027766	0830
120x26x48 / 47 <sup>1/4</sup> x10 <sup>1/4</sup> x18 <sup>7/8</sup>	Gloss lacquer	CENTERED/ DX/SX	G100640049	700027772	1174
	Matt lacquer		G100640021	700027771	1039
	Wood		G100640037	700027773	1364
	Laminate		G100640030	700027770	0877

BP

## WASH BASIN UNIT BPS-2010

DEPTH 48 CM / 18<sup>7</sup>/<sub>8</sub>"

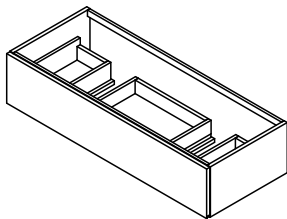


- Wash basin unit. For sotto basin.
- Basi portalavabo. Per lavabo sottotop.
- Тумбочка под умывальник. Для раковины Sotto

MEASURES (x)x(x)x(x)	FINISHES	BASIN	KEA	SAP	POINTS
60-80x26x48 23 <sup>5</sup> / <sub>8</sub> -31 <sup>1</sup> / <sub>2</sub> x10 <sup>1</sup> / <sub>4</sub> x18 <sup>7</sup> / <sub>8</sub>	Gloss lacquer	CENTERED	G100640108	700027840	1040
	Matt lacquer		G100640104	700027839	0928
	Wood		G100640126	700027841	1200
	Laminate		G100640117	700027838	0789
>80-100x26x48 >31 <sup>1</sup> / <sub>2</sub> -39 <sup>3</sup> / <sub>8</sub> x10 <sup>1</sup> / <sub>4</sub> x18 <sup>7</sup> / <sub>8</sub>	Gloss lacquer	CENTERED	G100640103	700027844	1115
	Matt lacquer		G100640105	700027843	0989
	Wood		G100640133	700027845	1276
	Laminate		G100640140	700027842	0830
>100-120x26x48 39 <sup>3</sup> / <sub>8</sub> -47 <sup>1</sup> / <sub>4</sub> x10 <sup>1</sup> / <sub>4</sub> x18 <sup>7</sup> / <sub>8</sub>	Gloss lacquer	CENTERED	G100640131	700027848	1174
	Matt lacquer		G100640137	700027847	1039
	Wood		G100640124	700027849	1364
	Laminate		G100640102	700027846	0877

## WASH BASIN UNIT BPS-2004

DEPTH 48 CM / 18<sup>7</sup>/<sub>8</sub>"

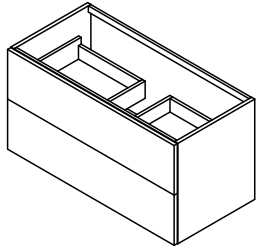


- Wash basin unit. For sotto basin.
- Basi portalavabo. Per lavabo sottotop.
- Тумбочка под умывальник. Для раковины Sotto

MEASURES (x)x(x)x(x)	FINISHES	BASIN	KEA	SAP	POINTS
120x26x48 / 47 <sup>1</sup> / <sub>4</sub> x10 <sup>1</sup> / <sub>4</sub> x18 <sup>7</sup> / <sub>8</sub>	Gloss lacquer	DS	G100640047	700027776	1273
	Matt lacquer		G100640025	700027775	1138
	Wood		G100640045	700027777	1471
	Laminate		G100640043	700027774	0975

## WASH BASIN UNIT BPS-2005

DEPTH 48 CM / 18<sup>7/8</sup>"



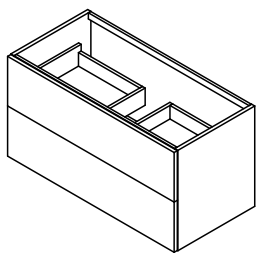
- Wash basin unit.
- Basi portalavabo.
- Тумбочка под умывальник.



MEASURES (x)x(x)x(x)	FINISHES	BASIN	KEA	SAP	POINTS
60x52x48 / 23 <sup>5/8</sup> x20 <sup>1/2</sup> x18 <sup>7/8</sup>	Gloss lacquer	CENTERED	G100640057	700027780	1479
	Matt lacquer		G100640048	700027779	1296
	Wood		G100640083	700027781	1726
	Laminate		G100640027	700027778	1063
80x52x48 / 31 <sup>1/2</sup> x20 <sup>1/2</sup> x18 <sup>7/8</sup>	Gloss lacquer	CENTERED	G100640070	700027784	1622
	Matt lacquer		G100640052	700027783	1414
	Wood		G100640055	700027785	1859
	Laminate		G100640064	700027782	1137
90x52x48 / 35 <sup>3/8</sup> x20 <sup>1/2</sup> x18 <sup>7/8</sup>	Gloss lacquer	CENTERED	G100640074	700027788	1684
	Matt lacquer		G100640094	700027787	1463
	Wood		G100640071	700027789	1929
	Laminate		G100640065	700027786	1164
100x52x48 / 39 <sup>3/8</sup> x20 <sup>1/2</sup> x18 <sup>7/8</sup>	Gloss lacquer	CENTERED	G100640059	700027792	1761
	Matt lacquer		G100640053	700027791	1527
	Wood		G100640054	700027793	2001
	Laminate		G100640058	700027790	1206
120x52x48 / 47 <sup>1/4</sup> x20 <sup>1/2</sup> x18 <sup>7/8</sup>	Gloss lacquer	CENTERED/ DX/SX	G100640060	700027796	1866
	Matt lacquer		G100640075	700027795	1613
	Wood		G100640068	700027797	2162
	Laminate		G100640051	700027794	1281

## WASH BASIN UNIT BPS-2011

DEPTH 48 CM / 18<sup>7/8</sup>"



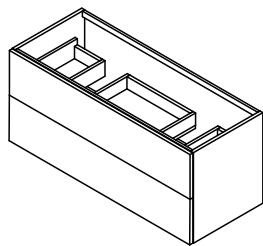
- Wash basin unit.
- Basi portalavabo.
- Тумбочка под умывальник.



MEASURES (x)x(x)x(x)	FINISHES	BASIN	KEA	SAP	POINTS
60-80x52x48 23 <sup>5/8</sup> -31 <sup>1/2</sup> x20 <sup>1/2</sup> x18 <sup>7/8</sup>	Gloss lacquer	CENTERED	G100640130	700027852	1622
	Matt lacquer		G100640114	700027851	1414
	Wood		G100640112	700027853	1859
	Laminate		G100640111	700027850	1137
>80-100x52x48 >31 <sup>1/2</sup> -39 <sup>3/8</sup> x20 <sup>1/2</sup> x18 <sup>7/8</sup>	Gloss lacquer	CENTERED	G100640128	700027856	1761
	Matt lacquer		G100640123	700027855	1527
	Wood		G100640109	700027857	2001
	Laminate		G100640142	700027854	1206
>100-120x52x48 39 <sup>3/8</sup> -47 <sup>1/4</sup> x20 <sup>1/2</sup> x18 <sup>7/8</sup>	Gloss lacquer	CENTERED	G100640141	700027860	1866
	Matt lacquer		G100640132	700027859	1613
	Wood		G100640121	700027861	2162
	Laminate		G100640118	700027858	1281

## WASH BASIN UNIT BPS-2006

DEPTH 48 CM / 18<sup>7</sup>/<sub>8</sub>"

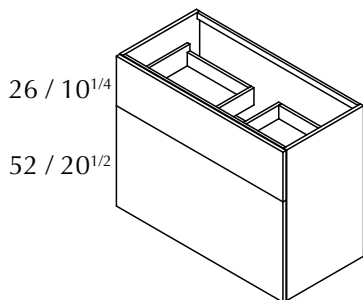


- Wash basin unit.
- Basi portalavabo.
- Тумбочка под умывальник.

MEASURES (x)x(x)x(x)	FINISHES	BASIN	KEA	SAP	POINTS
120x52x48 / 47 <sup>1</sup> / <sub>4</sub> x20 <sup>1</sup> / <sub>2</sub> x18 <sup>7</sup> / <sub>8</sub>	Gloss lacquer	DS	G100640072	700027800	1926
	Matt lacquer		G100640077	700027799	1674
	Wood		G100640061	700027801	2227
	Laminate		G100640081	700027798	1341

## WASH BASIN UNIT BPS-2007

DEPTH 48 CM / 18<sup>7</sup>/<sub>8</sub>"

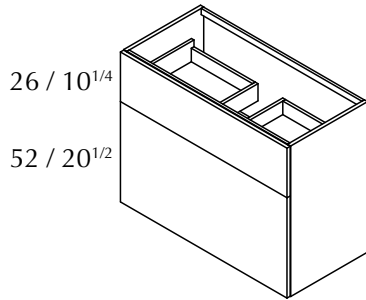


- Wash basin unit.
- Basi portalavabo.
- Тумбочка под умывальник.

MEASURES (x)x(x)x(x)	FINISHES	BASIN	KEA	SAP	POINTS
60x78x48 / 23 <sup>5</sup> / <sub>8</sub> x30 <sup>3</sup> / <sub>4</sub> x18 <sup>7</sup> / <sub>8</sub>	Gloss lacquer	CENTERED	G100640066	700027804	1904
	Matt lacquer		G100640063	700027803	1651
	Wood		G100640079	700027805	2208
	Laminate		G100640096	700027802	1362
80x78x48 / 31 <sup>1</sup> / <sub>2</sub> x30 <sup>3</sup> / <sub>4</sub> x18 <sup>7</sup> / <sub>8</sub>	Gloss lacquer	CENTERED	G100640073	700027808	2086
	Matt lacquer		G100640076	700027807	1796
	Wood		G100640098	700027809	2379
	Laminate		G100640056	700027806	1449
90x78x48 / 35 <sup>3</sup> / <sub>8</sub> x30 <sup>3</sup> / <sub>4</sub> x18 <sup>7</sup> / <sub>8</sub>	Gloss lacquer	CENTERED	G100640067	700027812	2174
	Matt lacquer		G100640080	700027811	1866
	Wood		G100640078	700027813	2476
	Laminate		G100640062	700027810	1491
100x78x48 / 39 <sup>3</sup> / <sub>8</sub> x30 <sup>3</sup> / <sub>4</sub> x18 <sup>7</sup> / <sub>8</sub>	Gloss lacquer	CENTERED	G100640100	700027816	2272
	Matt lacquer		G100640089	700027815	1945
	Wood		G100640086	700027817	2570
	Laminate		G100640090	700027814	1542
120x78x48 / 47 <sup>1</sup> / <sub>4</sub> x30 <sup>3</sup> / <sub>4</sub> x18 <sup>7</sup> / <sub>8</sub>	Gloss lacquer	CENTERED/ DX/SX	G100640085	700027820	2437
	Matt lacquer		G100640088	700027819	2081
	Wood		G100640082	700027821	2791
	Laminate		G100640093	700027818	1631

## WASH BASIN UNIT BPS-2012

DEPTH 48 CM / 18<sup>7/8</sup>"



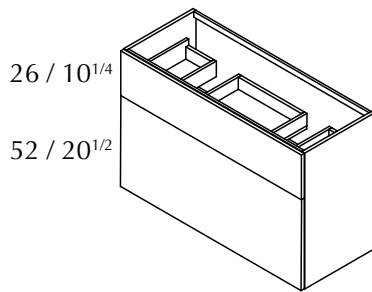
- Wash basin unit.
- Basi portalavabo.
- Тумбочка под умывальник.



MEASURES (x x x)	FINISHES	BASIN	KEA	SAP	POINTS
60-80x78x48 23 <sup>5/8</sup> -31 <sup>1/2</sup> x30 <sup>3/4</sup> x18 <sup>7/8</sup>	Gloss lacquer	CENTERED	G100640145	700027864	2085
	Matt lacquer		G100640129	700027863	1796
	Wood		G100640115	700027865	2379
	Laminate		G100640148	700027862	1449
>80-100x78x48 >31 <sup>1/2</sup> -39 <sup>3/8</sup> x30 <sup>3/4</sup> x18 <sup>7/8</sup>	Gloss lacquer	CENTERED	G100640143	700027868	2272
	Matt lacquer		G100640134	700027867	1945
	Wood		G100640139	700027869	2570
	Laminate		G100640136	700027866	1542
>100-120x78x48 39 <sup>3/8</sup> -47 <sup>1/4</sup> x30 <sup>3/4</sup> x18 <sup>7/8</sup>	Gloss lacquer	CENTERED	G100640149	700027872	2437
	Matt lacquer		G100640119	700027871	2081
	Wood		G100640144	700027873	2791
	Laminate		G100640138	700027870	1631

## WASH BASIN UNIT BPS-2008

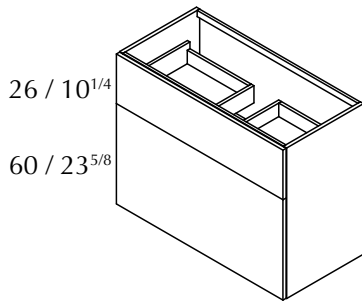
DEPTH 48 CM / 18<sup>7/8</sup>"



- Wash basin unit.
- Basi portalavabo.
- Тумбочка под умывальник.



MEASURES (x x x)	FINISHES	BASIN	KEA	SAP	POINTS
120x78x48 / 47 <sup>1/4</sup> x30 <sup>3/4</sup> x18 <sup>7/8</sup>	Gloss lacquer	DS	G100640084	700027824	2497
	Matt lacquer		G100640087	700027823	2141
	Wood		G100640095	700027825	2856
	Laminate		G100640069	700027822	1691



-Wash basin unit.  
-Basi portalavabo.  
-Тумбочка под умывальник.

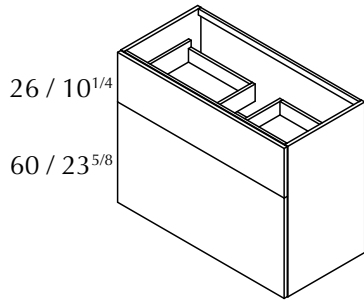


MEASURES (x x x)	FINISHES	BASIN	KEA	SAP	POINTS
60x86x48 / 23 <sup>5</sup> / <sub>8</sub> x33 <sup>7</sup> / <sub>8</sub> x18 <sup>7</sup> / <sub>8</sub>	Gloss lacquer	CENTERED	G100640285	700028006	1959
	Matt lacquer		G100640289	700028007	1686
	Wood		G100640270	700028009	2290
	Laminate		G100640269	700028008	1388
80x86x48 / 31 <sup>1</sup> / <sub>2</sub> x33 <sup>7</sup> / <sub>8</sub> x18 <sup>7</sup> / <sub>8</sub>	Gloss lacquer	CENTERED	G100640292	700028010	2149
	Matt lacquer		G100640282	700028011	1836
	Wood		G100640260	700028013	2479
	Laminate		G100640287	700028012	1477
90x86x48 / 35 <sup>3</sup> / <sub>8</sub> x33 <sup>7</sup> / <sub>8</sub> x18 <sup>7</sup> / <sub>8</sub>	Gloss lacquer	CENTERED	G100640328	700028070	2243
	Matt lacquer		G100640347	700028071	1907
	Wood		G100640335	700028073	2585
	Laminate		G100640340	700028072	1520
100x86x48 / 39 <sup>3</sup> / <sub>8</sub> x33 <sup>7</sup> / <sub>8</sub> x18 <sup>7</sup> / <sub>8</sub>	Gloss lacquer	CENTERED	G100640266	700027998	2346
	Matt lacquer		G100640263	700027999	1989
	Wood		G100640274	700028001	2688
	Laminate		G100640286	700028000	1572
120x86x48 / 47 <sup>1</sup> / <sub>4</sub> x33 <sup>7</sup> / <sub>8</sub> x18 <sup>7</sup> / <sub>8</sub>	Gloss lacquer	CENTERED/ DX/SX	G100640275	700028002	2519
	Matt lacquer		G100640255	700028003	2130
	Wood		G100640296	700028005	2927
	Laminate		G100640254	700028004	1663



## WASH BASIN UNIT BPS-2029

DEPTH 48 CM / 18<sup>7/8</sup>"



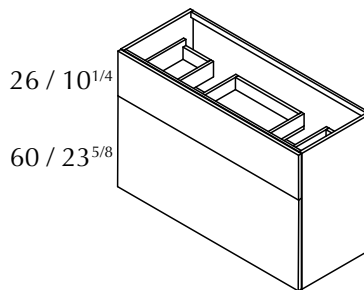
- Wash basin unit.
- Basi portalavabo.
- Тумбочка под умывальник.



MEASURES (x x x)	FINISHES	BASIN	KEA	SAP	POINTS
60-80x86x48 23 <sup>5/8</sup> -31 <sup>1/2</sup> x33 <sup>7/8</sup> x18 <sup>7/8</sup>	Gloss lacquer	CENTERED	G100640283	700028022	2149
	Matt lacquer		G100640259	700028023	1836
	Wood		G100640290	700028025	2479
	Laminate		G100640295	700028024	1477
>80-100x86x48 >31 <sup>1/2</sup> -39 <sup>3/8</sup> x33 <sup>7/8</sup> x18 <sup>7/8</sup>	Gloss lacquer	CENTERED	G100640298	700028026	2346
	Matt lacquer		G100640281	700028027	1989
	Wood		G100640299	700028029	2688
	Laminate		G100640276	700028028	1572
>100-120x86x48 39 <sup>3/8</sup> -47 <sup>1/4</sup> x33 <sup>7/8</sup> x18 <sup>7/8</sup>	Gloss lacquer	CENTERED	G100640297	700028018	2519
	Matt lacquer		G100640300	700028019	2130
	Wood		G100640258	700028021	2927
	Laminate		G100640277	700028020	1663

## WASH BASIN UNIT BPS-2028

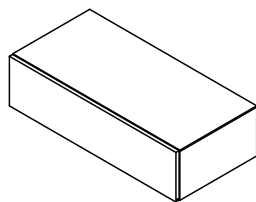
DEPTH 48 CM / 18<sup>7/8</sup>"



- Wash basin unit.
- Basi portalavabo.
- Тумбочка под умывальник.




MEASURES (x x x)	FINISHES	BASIN	KEA	SAP	POINTS
120x86x48 / 47 <sup>1/4</sup> x33 <sup>7/8</sup> x18 <sup>7/8</sup>	Gloss lacquer	DS	G100640268	700028014	2579
	Matt lacquer		G100640288	700028015	2190
	Wood		G100640294	700028017	2992
	Laminate		G100640291	700028016	1724

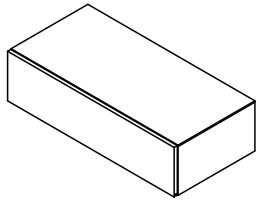


Wallmounted unit.

Modulo sospeso.

Тумба для ванной, монтируемая на стену.

MEASURES	(  )	FINISHES	KEA	SAP	POINTS
45x26x48 / 17 <sup>3</sup> / <sub>4</sub> x10 <sup>1</sup> / <sub>4</sub> x18 <sup>7</sup> / <sub>8</sub>		Gloss lacquer	G100640101	700027876	0870
		Matt lacquer	G100640106	700027875	0736
		Wood	G100640146	700027877	1047
		Laminate	G100640120	700027874	0612
60x26x48 / 23 <sup>5</sup> / <sub>8</sub> x10 <sup>1</sup> / <sub>4</sub> x18 <sup>7</sup> / <sub>8</sub>		Gloss lacquer	G100640163	700027880	0949
		Matt lacquer	G100640147	700027879	0794
		Wood	G100640166	700027881	1122
		Laminate	G100640150	700027878	0649
80x26x48 / 31 <sup>1</sup> / <sub>2</sub> x10 <sup>1</sup> / <sub>4</sub> x18 <sup>7</sup> / <sub>8</sub>		Gloss lacquer	G100640158	700027884	1052
		Matt lacquer	G100640154	700027883	0871
		Wood	G100640153	700027885	1232
		Laminate	G100640157	700027882	0707
90x26x48 / 35 <sup>3</sup> / <sub>8</sub> x10 <sup>1</sup> / <sub>4</sub> x18 <sup>7</sup> / <sub>8</sub>		Gloss lacquer	G100640155	700027888	1101
		Matt lacquer	G100640151	700027887	0907
		Wood	G100640164	700027889	1285
		Laminate	G100640159	700027886	0729
100x26x48 / 39 <sup>3</sup> / <sub>8</sub> x10 <sup>1</sup> / <sub>4</sub> x18 <sup>7</sup> / <sub>8</sub>		Gloss lacquer	G100640156	700027892	1159
		Matt lacquer	G100640160	700027891	0951
		Wood	G100640161	700027893	1341
		Laminate	G100640167	700027890	0761
120x26x48 / 47 <sup>1</sup> / <sub>4</sub> x10 <sup>1</sup> / <sub>4</sub> x18 <sup>7</sup> / <sub>8</sub>		Gloss lacquer	G100640169	700027896	1246
		Matt lacquer	G100640152	700027895	1014
		Wood	G100640170	700027897	1458
		Laminate	G100640165	700027894	0816

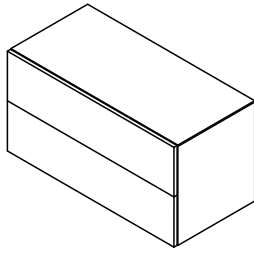


Wallmounted unit.

Modulo sospeso.

Тумба для ванной, монтируемая на стену.


MEASURES	(xx)	FINISHES	KEA	SAP	POINTS
45-60x26x48 17 <sup>3/4</sup> -23 <sup>5/8</sup> x10 <sup>1/4</sup> x18 <sup>7/8</sup>		Gloss lacquer	G100640236	700027948	0949
		Matt lacquer	G100640233	700027947	0794
		Wood	G100640225	700027949	1122
		Laminate	G100640209	700027946	0649
>60-80x26x48 >23 <sup>5/8</sup> -31 <sup>1/2</sup> x10 <sup>1/4</sup> x18 <sup>7/8</sup>		Gloss lacquer	G100640201	700027952	1052
		Matt lacquer	G100640220	700027951	0871
		Wood	G100640208	700027953	1232
		Laminate	G100640237	700027950	0707
>80-100x26x48 >31 <sup>1/2</sup> -39 <sup>3/8</sup> x10 <sup>1/4</sup> x18 <sup>7/8</sup>		Gloss lacquer	G100640214	700027956	1159
		Matt lacquer	G100640205	700027955	0951
		Wood	G100640234	700027957	1341
		Laminate	G100640223	700027954	0761
>100-120x26x48 39 <sup>3/8</sup> -47 <sup>1/4</sup> x10 <sup>1/4</sup> x18 <sup>7/8</sup>		Gloss lacquer	G100640240	700027960	1246
		Matt lacquer	G100640215	700027959	1014
		Wood	G100640228	700027961	1458
		Laminate	G100640217	700027958	0816

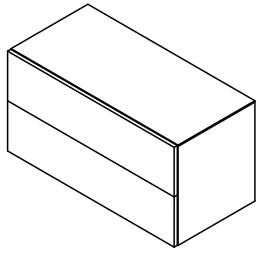


Wallmounted unit.

Modulo sospeso.

Тумба для ванной, монтируемая на стену.

MEASURES	(  )	FINISHES	KEA	SAP	POINTS
45x52x48 / 17 <sup>3/4</sup> x20 <sup>1/2</sup> x18 <sup>7/8</sup>		Gloss lacquer	G100640197	700027900	1380
		Matt lacquer	G100640168	700027899	1173
		Wood	G100640182	700027901	1648
		Laminate	G100640185	700027898	0958
60x52x48 / 23 <sup>5/8</sup> x20 <sup>1/2</sup> x18 <sup>7/8</sup>		Gloss lacquer	G100640174	700027904	1508
		Matt lacquer	G100640173	700027903	1271
		Wood	G100640179	700027905	1768
		Laminate	G100640171	700027902	1019
80x52x48 / 31 <sup>1/2</sup> x20 <sup>1/2</sup> x18 <sup>7/8</sup>		Gloss lacquer	G100640188	700027908	1682
		Matt lacquer	G100640180	700027907	1406
		Wood	G100640196	700027909	1943
		Laminate	G100640184	700027906	1114
90x52x48 / 35 <sup>3/8</sup> x20 <sup>1/2</sup> x18 <sup>7/8</sup>		Gloss lacquer	G100640178	700027912	1762
		Matt lacquer	G100640200	700027911	1466
		Wood	G100640199	700027913	2032
		Laminate	G100640191	700027910	1151
100x52x48 / 39 <sup>3/8</sup> x20 <sup>1/2</sup> x18 <sup>7/8</sup>		Gloss lacquer	G100640189	700027916	1855
		Matt lacquer	G100640181	700027915	1539
		Wood	G100640162	700027917	2120
		Laminate	G100640172	700027914	1200
120x52x48 / 47 <sup>1/4</sup> x20 <sup>1/2</sup> x18 <sup>7/8</sup>		Gloss lacquer	G100640186	700027920	1989
		Matt lacquer	G100640177	700027919	1640
		Wood	G100640190	700027921	2311
		Laminate	G100640198	700027918	1289

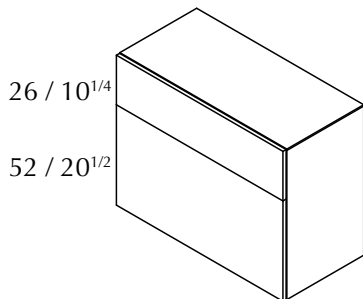


Wallmounted unit.

Modulo sospeso.

Тумба для ванной, монтируемая на стену.

MEASURES	(x x x)	FINISHES	KEA	SAP	POINTS
45-60x52x48 17 <sup>3/4</sup> -23 <sup>5/8</sup> x20 <sup>1/2</sup> x18 <sup>7/8</sup>		Gloss lacquer	G100640226	700027964	1508
		Matt lacquer	G100640222	700027963	1271
		Wood	G100640229	700027965	1768
		Laminate	G100640207	700027962	1019
>60-80x52x48 >23 <sup>5/8</sup> -31 <sup>1/2</sup> x20 <sup>1/2</sup> x18 <sup>7/8</sup>		Gloss lacquer	G100640243	700027968	1682
		Matt lacquer	G100640235	700027967	1406
		Wood	G100640249	700027969	1943
		Laminate	G100640230	700027966	1114
>80-100x52x48 >31 <sup>1/2</sup> -39 <sup>3/8</sup> x20 <sup>1/2</sup> x18 <sup>7/8</sup>		Gloss lacquer	G100640242	700027972	1855
		Matt lacquer	G100640239	700027971	1539
		Wood	G100640241	700027973	2120
		Laminate	G100640248	700027970	1200
>100-120x52x48 39 <sup>3/8</sup> -47 <sup>1/4</sup> x20 <sup>1/2</sup> x18 <sup>7/8</sup>		Gloss lacquer	G100640245	700027976	1989
		Matt lacquer	G100640244	700027975	1640
		Wood	G100640250	700027977	2311
		Laminate	G100640238	700027974	1289



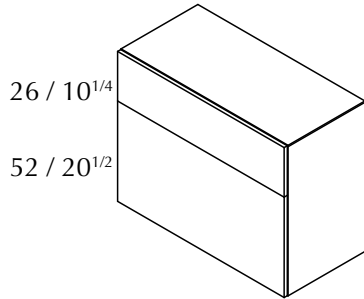
Wallmounted unit.

Modulo sospeso.

Тумба для ванной, монтируемая на стену.

MEASURES	()	FINISHES	KEA	SAP	POINTS
45x78x48 / 17 <sup>3</sup> / <sub>4</sub> x30 <sup>3</sup> / <sub>4</sub> x18 <sup>7</sup> / <sub>8</sub>		Gloss lacquer	G100640192	700027924	1798
		Matt lacquer	G100640193	700027923	1527
		Wood	G100640176	700027925	2097
		Laminate	G100640187	700027922	1258
60x78x48 / 23 <sup>5</sup> / <sub>8</sub> x30 <sup>3</sup> / <sub>4</sub> x18 <sup>7</sup> / <sub>8</sub>		Gloss lacquer	G100640175	700027928	1943
		Matt lacquer	G100640183	700027927	1635
		Wood	G100640195	700027929	2261
		Laminate	G100640194	700027926	1335
80x78x48 / 31 <sup>1</sup> / <sub>2</sub> x30 <sup>3</sup> / <sub>4</sub> x18 <sup>7</sup> / <sub>8</sub>		Gloss lacquer	G100640224	700027932	2152
		Matt lacquer	G100640202	700027931	1795
		Wood	G100640221	700027933	2471
		Laminate	G100640213	700027930	1444
90x78x48 / 35 <sup>3</sup> / <sub>8</sub> x30 <sup>3</sup> / <sub>4</sub> x18 <sup>7</sup> / <sub>8</sub>		Gloss lacquer	G100640210	700027936	2265
		Matt lacquer	G100640219	700027935	1882
		Wood	G100640204	700027937	2593
		Laminate	G100640216	700027934	1503
100x78x48 / 39 <sup>3</sup> / <sub>8</sub> x30 <sup>3</sup> / <sub>4</sub> x18 <sup>7</sup> / <sub>8</sub>		Gloss lacquer	G100640227	700027940	2379
		Matt lacquer	G100640203	700027939	1970
		Wood	G100640211	700027941	2703
		Laminate	G100640206	700027938	1564
120x78x48 / 47 <sup>1</sup> / <sub>4</sub> x30 <sup>3</sup> / <sub>4</sub> x18 <sup>7</sup> / <sub>8</sub>		Gloss lacquer	G100640232	700027944	2575
		Matt lacquer	G100640231	700027943	2122
		Wood	G100640212	700027945	2956
		Laminate	G100640218	700027942	1669



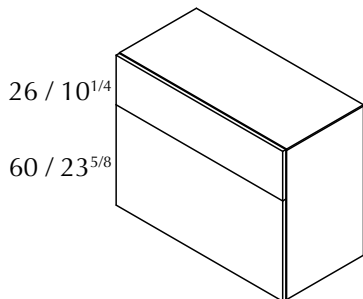
**FREESTANDING UNIT MS-2018**
**DEPTH 48 CM / 18<sup>7/8</sup>"**


Wallmounted unit.

Modulo sospeso.

Тумба для ванной, монтируемая на стену.

MEASURES	(↔x↑x↘)	FINISHES	KEA	SAP	POINTS
45-60x78x48 17 <sup>3/4</sup> -23 <sup>5/8</sup> x30 <sup>3/4</sup> x18 <sup>7/8</sup>		Gloss lacquer	G100640253	700027980	1943
		Matt lacquer	G100640246	700027979	1635
		Wood	G100640252	700027981	2261
		Laminate	G100640247	700027978	1335
>60-80x78x48 >23 <sup>5/8</sup> -31 <sup>1/2</sup> x30 <sup>3/4</sup> x18 <sup>7/8</sup>		Gloss lacquer	G100640257	700027984	2152
		Matt lacquer	G100640284	700027983	1795
		Wood	G100640279	700027985	2471
		Laminate	G100640251	700027982	1444
>80-100x78x48 >31 <sup>1/2</sup> -39 <sup>3/8</sup> x30 <sup>3/4</sup> x18 <sup>7/8</sup>		Gloss lacquer	G100640293	700027988	2379
		Matt lacquer	G100640278	700027987	1970
		Wood	G100640256	700027989	2703
		Laminate	G100640264	700027986	1564
>100-120x78x48 39 <sup>3/8</sup> -47 <sup>1/4</sup> x30 <sup>3/4</sup> x18 <sup>7/8</sup>		Gloss lacquer	G100640273	700027992	2575
		Matt lacquer	G100640271	700027991	2122
		Wood	G100640272	700027993	2956
		Laminate	G100640261	700027990	1669



Wallmounted unit.

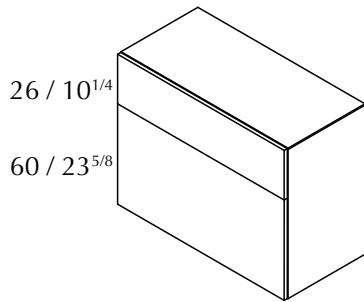
Modulo sospeso.

Тумба для ванной, монтируемая на стену.

MEASURES	(x) (x) (x)	FINISHES	KEA	SAP	POINTS
45x86x48 / 17 <sup>3</sup> / <sub>4</sub> x33 <sup>7</sup> / <sub>8</sub> x18 <sup>7</sup> / <sub>8</sub>		Gloss lacquer	G100640310	700028038	1847
		Matt lacquer	G100640311	700028039	1558
		Wood	G100640317	700028041	2167
		Laminate	G100640320	700028040	1284
60x86x48 / 23 <sup>5</sup> / <sub>8</sub> x33 <sup>7</sup> / <sub>8</sub> x18 <sup>7</sup> / <sub>8</sub>		Gloss lacquer	G100640302	700028042	1997
		Matt lacquer	G100640323	700028043	1669
		Wood	G100640312	700028045	2344
		Laminate	G100640301	700028044	1365
80x86x48 / 31 <sup>1</sup> / <sub>2</sub> x33 <sup>7</sup> / <sub>8</sub> x18 <sup>7</sup> / <sub>8</sub>		Gloss lacquer	G100640321	700028046	2220
		Matt lacquer	G100640313	700028047	1836
		Wood	G100640306	700028049	2576
		Laminate	G100640326	700028048	1481
90x86x48 / 35 <sup>3</sup> / <sub>8</sub> x33 <sup>7</sup> / <sub>8</sub> x18 <sup>7</sup> / <sub>8</sub>		Gloss lacquer	G100640304	700028050	2333
		Matt lacquer	G100640315	700028051	1925
		Wood	G100640316	700028053	2702
		Laminate	G100640322	700028052	1537
100x86x48 / 39 <sup>3</sup> / <sub>8</sub> x33 <sup>7</sup> / <sub>8</sub> x18 <sup>7</sup> / <sub>8</sub>		Gloss lacquer	G100640307	700028030	2452
		Matt lacquer	G100640305	700028031	2013
		Wood	G100640303	700028033	2822
		Laminate	G100640314	700028032	1599
120x86x48 / 47 <sup>1</sup> / <sub>4</sub> x33 <sup>7</sup> / <sub>8</sub> x18 <sup>7</sup> / <sub>8</sub>		Gloss lacquer	G100640308	700028034	2660
		Matt lacquer	G100640319	700028035	2174
		Wood	G100640309	700028037	3096
		Laminate	G100640318	700028036	1713

## FREESTANDING UNIT MS-2031

DEPTH 48 CM / 18<sup>7/8</sup>"



Wallmounted unit.

Modulo sospeso.

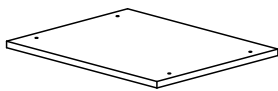
Тумба для ванной, монтируемая на стену.

MEASURES	(x x x)	FINISHES	KEA	SAP	POINTS
45-60x86x48 17 <sup>3/4</sup> -23 <sup>5/8</sup> x33 <sup>7/8</sup> x18 <sup>7/8</sup>		Gloss lacquer	G100640343	700028058	1997
		Matt lacquer	G100640341	700028059	1669
		Wood	G100640346	700028061	2344
		Laminate	G100640333	700028060	1365
>60-80x86x48 >23 <sup>5/8</sup> -31 <sup>1/2</sup> x33 <sup>7/8</sup> x18 <sup>7/8</sup>		Gloss lacquer	G100640330	700028062	2220
		Matt lacquer	G100640327	700028063	1836
		Wood	G100640329	700028065	2576
		Laminate	G100640350	700028064	1481
>80-100x86x48 >31 <sup>1/2</sup> -39 <sup>3/8</sup> x33 <sup>7/8</sup> x18 <sup>7/8</sup>		Gloss lacquer	G100640338	700028066	2452
		Matt lacquer	G100640352	700028067	2013
		Wood	G100640336	700028069	2822
		Laminate	G100640345	700028068	1599
>100-120x86x48 39 <sup>3/8</sup> -47 <sup>1/4</sup> x33 <sup>7/8</sup> x18 <sup>7/8</sup>		Gloss lacquer	G100640324	700028054	2660
		Matt lacquer	G100640348	700028055	2174
		Wood	G100640351	700028057	3096
		Laminate	G100640331	700028056	1713

MS

## PEANA 2026

DEPTH 48 CM / 18<sup>7/8</sup>"



Optional base. For BPS-2007, BPS-2008 y BPS-2012 over mounted sink or BPS-2027, BPS-2028 and BPS-2029 with Sotto Box sink.

Mensola opzionale per: BPS-2007, BPS-2008, BPS-2012 con lavabo da appoggio sopra top. Oppure: BPS-2027, BPS-2028, BPS-2029 con lavabo sotto piano.

База опциональная. Для BPS-2007, BPS-2008 y BPS-2012 с раковиной на столешнице или BPS-2027, BPS-2028 y BPS-2029 с раковиной под столешницу (sotto).

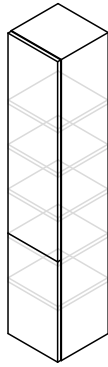
MEASURES	(x x x)	FINISHES	KEA	SAP	POINTS
45-60x2x48 17 <sup>3/4</sup> -23 <sup>5/8</sup> x0 <sup>3/4</sup> x18 <sup>7/8</sup>		Gloss lacquer	G100620220	700026638	0172
		Matt lacquer	G100620215	700026637	0114
		Wood	G100620207	700026639	0189
		Laminate	G100620300	700026636	0077
>60-80x2x48 >23 <sup>5/8</sup> -31 <sup>1/2</sup> x0 <sup>3/4</sup> x18 <sup>7/8</sup>		Gloss lacquer	G100620212	700026642	0205
		Matt lacquer	G100620210	700026641	0134
		Wood	G100620099	700026643	0231
		Laminate	G100620213	700026640	0094
>80-100x2x48 >31 <sup>1/2</sup> -39 <sup>3/8</sup> x0 <sup>3/4</sup> x18 <sup>7/8</sup>		Gloss lacquer	G100620216	700026650	0242
		Matt lacquer	G100620200	700026649	0156
		Wood	G100620206	700026651	0268
		Laminate	G100620219	700026648	0108
>100-120x2x48 >39 <sup>3/8</sup> -47 <sup>1/4</sup> x0 <sup>3/4</sup> x18 <sup>7/8</sup>		Gloss lacquer	G100620199	700026654	0280
		Matt lacquer	G100620203	700026653	0178
		Wood	G100620301	700026655	0305
		Laminate	G100620086	700026652	0122

CM

# side

MSC 2019

DEPTH 30 CM / 11<sup>3/4</sup>"



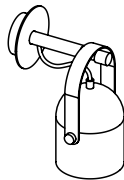
Tower unit with door. DX / SX.

Modulo colonna con anta. DX / SX.

Вертикальный блок с дверцей. DX / SX.

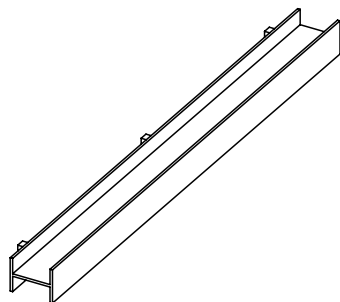
MEASURES	FINISHES	KEA	SAP	POINTS
30x156x30 / 11 <sup>3/4</sup> x61 <sup>3/8</sup> x11 <sup>3/4</sup>	Gloss lacquer	G100640267	700027996	1396
	Matt lacquer	G100640262	700027995	1073
	Wood	G100640280	700027997	1652
	Laminate	G100640265	700027994	0773

## LIGHT



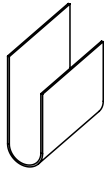
MEASURES	FINISHES	KEA	SAP	POINTS
11,7x21,8x14,4 / 4 <sup>5/8</sup> x8 <sup>5/8</sup> x5 <sup>5/8</sup>	Metal. 220V. E27 <b>no includa.</b>	G100620506	100278351	0175
	<b>USA Metal. 110V. E26 not included.</b>	G100620544	100278572	0180

## ROD



MEASURES	FINISHES	KEA	SAP	POINTS
30x8x10 / 11 <sup>3/4</sup> x 3 <sup>1/8</sup> x3 <sup>7/8</sup>	Metal	G100620503	100278336	0322
45x8x10 / 17 <sup>3/4</sup> x 3 <sup>1/8</sup> x3 <sup>7/8</sup>		G100620502	100278337	0344
60x8x10 / 23 <sup>5/8</sup> x 3 <sup>1/8</sup> x3 <sup>7/8</sup>		G100620512	100278338	0448
90x8x10 / 35 <sup>3/8</sup> x 3 <sup>1/8</sup> x3 <sup>7/8</sup>		G100620505	100278339	0579
120x8x10 / 47 <sup>1/4</sup> x 3 <sup>1/8</sup> x3 <sup>7/8</sup>		G100620515	100278309	0777
135x8x10 / 53 <sup>1/8</sup> x 3 <sup>1/8</sup> x3 <sup>7/8</sup>		G100620498	100278330	0858
150x8x10 / 59x 3 <sup>1/8</sup> x3 <sup>7/8</sup>		G100620496	100278331	0926
180x8x10 / 70 <sup>7/8</sup> x 3 <sup>1/8</sup> x3 <sup>7/8</sup>		G100620494	100278332	1046
210x8x10 / 82 <sup>5/8</sup> x 3 <sup>1/8</sup> x3 <sup>7/8</sup>		G100620508	100278333	1237
225x8x10 / 88 <sup>5/8</sup> x 3 <sup>1/8</sup> x3 <sup>7/8</sup>		G100620511	100278334	1288
240x8x10 / 94 <sup>1/2</sup> x 3 <sup>1/8</sup> x3 <sup>7/8</sup>		G100620495	100278335	1369

## TOWEL



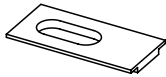
MEASURES		FINISHES	KEA	SAP	POINTS
30x30x10 / 11 <sup>3/4</sup> x11 <sup>3/4</sup> x3 <sup>7/8</sup>		Metal	G100620507	100278348	0295

## TOOTHBRUSH HOLDER



MEASURES		FINISHES	KEA	SAP	POINTS
15x20x14,4 / 5 <sup>7/8</sup> x7 <sup>7/8</sup> x5 <sup>5/8</sup>		Roble puro	G100620504	100278340	0038

## TOOTHBRUSH HOLDER



MEASURES		FINISHES	KEA	SAP	POINTS
30x20x14,4 / 11 <sup>3/4</sup> x7 <sup>7/8</sup> x5 <sup>5/8</sup>		Roble puro	G100620501	100278341	0050

## SHELF



MEASURES		FINISHES	KEA	SAP	POINTS
15x20x14,4 / 5 <sup>7/8</sup> x7 <sup>7/8</sup> x5 <sup>5/8</sup>		Roble puro	G100620499	100278344	0026
30x20x14,4 / 11 <sup>3/4</sup> x7 <sup>7/8</sup> x5 <sup>5/8</sup>			G100620500	100278345	0050

## SOAP SHELF



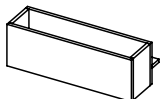
MEASURES		FINISHES	KEA	SAP	POINTS
15x20x14,4 / 5 <sup>7/8</sup> x7 <sup>7/8</sup> x5 <sup>5/8</sup>		Roble puro	G100620513	100278346	0038

## SOAP SHELF



MEASURES		FINISHES	KEA	SAP	POINTS
30x20x14,4 / 11 <sup>3/4</sup> x7 <sup>7/8</sup> x5 <sup>5/8</sup>		Roble puro	G100620510	100278347	0050

## SHELF

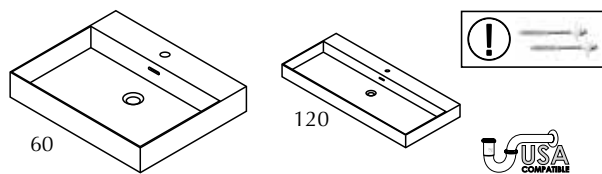


MEASURES		FINISHES	KEA	SAP	POINTS
15x10x10 / 5 <sup>7/8</sup> x3 <sup>7/8</sup> x3 <sup>7/8</sup>		Roble puro	G100620509	100278342	0063
30x10x10 / 11 <sup>3/4</sup> x3 <sup>7/8</sup> x3 <sup>7/8</sup>			G100620497	100278343	0087

# side

## BASIN SLIM

DEPTH 49CM / 19<sup>1</sup>/<sub>4</sub>"



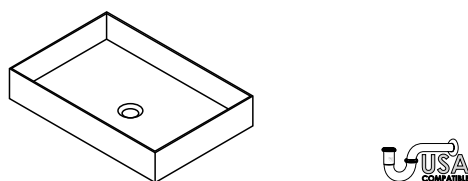
- GELCOAT basin with overflow.
- Requires for installation valve G619999423 SAP100200010, 72 P.
- Lavabo GELCOAT con troppopieno.
- Richiede valvola G619999423 SAP100200010, 72 P.
- Раковина GELCOAT с переливом.
- Требуется установка клапана G619999423 SAP100200010, 72 P.

MEASURES	FINISHES	KEA	SAP	POINTS
60x10x49 / 23 <sup>5</sup> / <sub>8</sub> x3 <sup>7</sup> / <sub>8</sub> x19 <sup>1</sup> / <sub>4</sub>	GELCOAT	G619000085	100221199	596
80x10x49 / 31 <sup>1</sup> / <sub>2</sub> x3 <sup>7</sup> / <sub>8</sub> x19 <sup>1</sup> / <sub>4</sub>		G619000084	100221201	682
90x10x49 / 35 <sup>3</sup> / <sub>8</sub> x3 <sup>7</sup> / <sub>8</sub> x19 <sup>1</sup> / <sub>4</sub>		G619000080	100221203	765
100x10x49 / 39 <sup>3</sup> / <sub>8</sub> x3 <sup>7</sup> / <sub>8</sub> x19 <sup>1</sup> / <sub>4</sub>		G619000093	100241700	784
120x10x49 / 47 <sup>1</sup> / <sub>4</sub> x3 <sup>7</sup> / <sub>8</sub> x19 <sup>1</sup> / <sub>4</sub>		G619000087	100221205	822
① FIXINGS / ANCLAJE PARED. 60/80/90/100 (1UND.) - 120 (2UNDS.)		G100040186	250010391	9

## BASIN SLIM

### COUNTERTOP / SOBRE ENCIMERA / VASQUE SUR PLAN

### REQUIRES WORKTOP

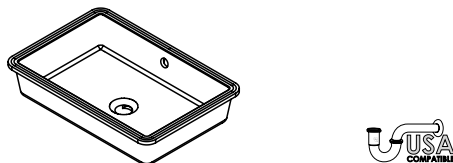


- GELCOAT basin. **REQUIRES WORKTOP.**
- Requires for installation valve G619999024 SAP100036254, 68 P.
- Lavabo GELCOAT. **RICHIEDE TOP IN.**
- Richiede valvola G619999024 SAP100036254, 68 P.
- Раковина GELCOAT. **НУЖДАЕТСЯ В СТОЛЕШНИЦЕ.**
- Требуется установка клапана G619999024 SAP100036254, 68 P.

MEASURES	FINISHES	KEA	SAP	POINTS
50x10x33 / 19 <sup>5</sup> / <sub>8</sub> x3 <sup>7</sup> / <sub>8</sub> x13	GELCOAT	G619000081	100221198	475

## SOTTO NOVA

### REQUIRES WORKTOP

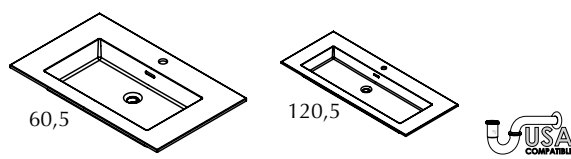


- Ceramic basin. **REQUIRES WORKTOP.**
- Lavabo in ceramica. **RICHIEDE TOP IN.**
- Керамическая раковина. **НУЖДАЕТСЯ В СТОЛЕШНИЦЕ.**

MEASURES	FINISHES	KEA	SAP	POINTS
50x14,2x34 / 19 <sup>5</sup> / <sub>8</sub> x5 <sup>5</sup> / <sub>8</sub> x13 <sup>3</sup> / <sub>8</sub>	White ceramic	G619000094	100241696	214
62x14,2x34 / 24 <sup>3</sup> / <sub>8</sub> x5 <sup>5</sup> / <sub>8</sub> x13 <sup>3</sup> / <sub>8</sub>		G619000092	100241683	328

## BASIN FIT

DEPTH 49CM / 19<sup>1</sup>/<sub>4</sub>"



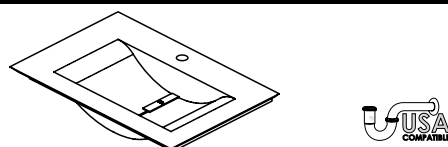
- GELCOAT basin with overflow.
- Requires for installation valve G619999423 SAP100200010, 72 P.
- Lavabo GELCOAT con troppopieno.
- Richiede valvola G619999423 SAP100200010, 72 P.
- Раковина GELCOAT с переливом.
- Требуется установка клапана G619999423 SAP100200010, 72 P.

MEASURES	FINISHES	KEA	SAP	POINTS
60,5x13,5x49 / 23 <sup>7</sup> / <sub>8</sub> x5 <sup>3</sup> / <sub>8</sub> x19 <sup>1</sup> / <sub>4</sub>	GELCOAT	G100021416	100241712	427
80,5x13,5x49 / 31 <sup>3</sup> / <sub>4</sub> x5 <sup>3</sup> / <sub>8</sub> x19 <sup>1</sup> / <sub>4</sub>		G100021414	100241723	532
90,5x13,5x49 / 35 <sup>5</sup> / <sub>8</sub> x5 <sup>3</sup> / <sub>8</sub> x19 <sup>1</sup> / <sub>4</sub>		G100021417	100241702	596
100,5x13,5x49 / 39 <sup>5</sup> / <sub>8</sub> x5 <sup>3</sup> / <sub>8</sub> x19 <sup>1</sup> / <sub>4</sub>		G100021408	100241627	659
120,5x13,5x49 / 47 <sup>1</sup> / <sub>2</sub> x5 <sup>3</sup> / <sub>8</sub> x19 <sup>1</sup> / <sub>4</sub>		G100021410	100241693	794

## BASIN ONES

### REQUIRES WORKTOP

DEPTH 48CM / 18<sup>7</sup>/<sub>8</sub>"

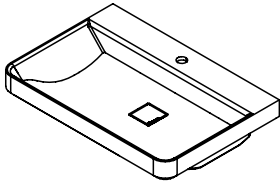


- GELCOAT basin. **REQUIRES WORKTOP.**
- Lavabo GELCOAT. **RICHIEDE TOP IN.**
- Раковина GELCOAT. **НУЖДАЕТСЯ В СТОЛЕШНИЦЕ.**

MEASURES	FINISHES	KEA	SAP	POINTS
60x13x48 / 23 <sup>5</sup> / <sub>8</sub> x5 <sup>1</sup> / <sub>8</sub> x18 <sup>7</sup> / <sub>8</sub>	GELCOAT	G619000049	100110452	0942
71,5x13x48 / 28 <sup>1</sup> / <sub>8</sub> x5 <sup>1</sup> / <sub>8</sub> x18 <sup>7</sup> / <sub>8</sub>		G619000047	100100508	0982
115x13x48 / 45 <sup>1</sup> / <sub>4</sub> x5 <sup>1</sup> / <sub>8</sub> x18 <sup>7</sup> / <sub>8</sub>		G619000045	100100507	1202



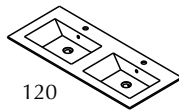
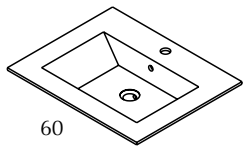
## BASIN CICLO REQUIRES WORKTOP DEPTH 48CM / 18<sup>7/8</sup>"



- GELCOAT basin. **REQUIRES WORKTOP.**
- It requires permanent overflow (G619999035 / 100104178 / 59 Points).
- Lavabo GELCOAT. **RICHIEDE TOP IN.**
- Richiede valvola (G619999035 / 100104178 / 59 punti).
- Раковина GELCOAT. **НУЖДАЕТСЯ В СТОЛЕШНИЦЕ.**
- Требуется постоянный перелив (G619999035 / 100104178 / 59 позиций).

MEASURES	FINISHES	KEA	SAP	POINTS
50x15x48 / 19 <sup>5/8</sup> x5 <sup>7/8</sup> x18 <sup>7/8</sup>	GELCOAT	G619000055	100136309	632
70x15x48 / 27 <sup>1/2</sup> x5 <sup>7/8</sup> x18 <sup>7/8</sup>		G619000053	100128501	736

## BASIN

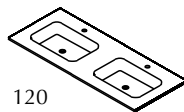
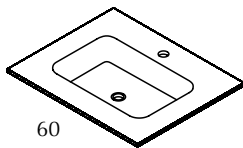


- GELCOAT basin with overflow.
- Requires for installation valve G619999423 SAP100200010, 72 P.**
- Lavabo GELCOAT con troppopieno.
- Richiede valvola G619999423 SAP100200010, 72 P.**
- Раковина GELCOAT с переливом.
- Требуется установка клапана G619999423 SAP100200010, 72 P.

MEASURES	FINISHES	KEA	SAP	POINTS
60,5x14,1x49,2 / 23 <sup>7/8</sup> x5 <sup>1/2</sup> x19 <sup>3/8</sup>	GELCOAT	G105500039	100160956	0560
120,5x14,1x49,2 / 47 <sup>1/2</sup> x5 <sup>1/2</sup> x19 <sup>3/8</sup>		G105500043	100171860	0981

## WORKTOP KRION STONE

DEPTH 49,2CM / 19<sup>3/8</sup>"



- Worktop KRION STONE with integrated basin.
- Requires for installation permanent valve G619999024 SAP100036254.
- Requires drainage G619999026 SAP100036255.
- Top in KRION STONE con lavabo integrato.
- Richiede valvola G619999024 SAP100036254.
- Richiede scarico G619999026 SAP100036255.
- Столешница KRION STONE со встроенной раковиной.
- Требуется установка постоянного клапана G619999024 SAP100036254.
- Требуется дренаж G619999026 SAP100036255.

MEASURES	FINISHES	KEA	SAP	POINTS
60,2x13x49,2 / 23 <sup>5/8</sup> x5 <sup>1/8</sup> x19 <sup>3/8</sup>	Krión STONE	G100350009	100091017	617
120,2x13x49,2 / 47 <sup>3/8</sup> x5 <sup>1/8</sup> x19 <sup>3/8</sup>		G100320025	100110448	1356

## CUSTOM BACK PANEL NADIR WOOD MIRROR

- Custom back panel NADIR wood mirror. **Compatible with SIDE / LAST accessory bar.**
- Specchio di legno NADIR. **Compatibile con la barra degli accessori SIDE / LAST.**
- Зеркало на деревянной панели. **Совместима с полкой для аксессуаров SIDE/LAST.**

ESP-RANGO	☒							
	15-30 cm. 5 <sup>7/8</sup> -11 <sup>3/4</sup>	30,1-60 cm. 11 <sup>7/8</sup> -23 <sup>5/8</sup>	60,1-90 cm. 23 <sup>5/8</sup> -35 <sup>3/8</sup>	90,1-120 cm. 35 <sup>1/2</sup> -47 <sup>1/4</sup>	120,1-150 cm. 47 <sup>1/4</sup> -59	150,1-180 cm. 59 <sup>1/8</sup> -70 <sup>7/8</sup>	180,1-210 cm. 70 <sup>7/8</sup> -82 <sup>5/8</sup>	
☒	15-30 cm. 5 <sup>7/8</sup> -11 <sup>3/4</sup>	SAP 700028107 180 P.	SAP 700028118 199 P.	SAP 700028128 217 P.	SAP 700028129 260 P.	SAP 700028130 284 P.	SAP 700028131 323 P.	SAP 700028132 361 P.
	30,1-60 cm. 11 <sup>7/8</sup> -23 <sup>5/8</sup>	SAP 700028133 199 P.	SAP 700028134 237 P.	SAP 700028108 283 P.	SAP 700028109 348 P.	SAP 700028110 393 P.	SAP 700028111 444 P.	SAP 700028112 495 P.
	60,1-90 cm. 23 <sup>5/8</sup> -35 <sup>3/8</sup>	SAP 700028113 217 P.	SAP 700028114 283 P.	SAP 700028115 344 P.	SAP 700028116 420 P.	SAP 700028117 490 P.	SAP 700028119 578 P.	SAP 700028120 650 P.
	90,1-120 cm. 35 <sup>1/2</sup> -47 <sup>1/4</sup>	SAP 700028121 238 P.	SAP 700028122 327 P.	SAP 700028123 404 P.	SAP 700028124 500 P.	SAP 700028125 603 P.	SAP 700028126 786 P.	SAP 700028127 883 P.

LA

ES



The interpretation made in inches for the dimensions of the different items shown in the price list has been rounded to 1/8, however for a more accurate measurement please use millimetres or centimetres.

## Last

<b>EXTERIOR FINISHES</b> FINITURE ESTERNE ОТДЕЛКА ДЛЯ НАРУЖНОГО ИСПОЛЬЗОВАНИЯ	<input checked="" type="checkbox"/> Laminate Laminato ЛАМИНАТ	<input checked="" type="checkbox"/> Matt lacquer Laccato opaco МАТОВЫЙ ЛАК	<input checked="" type="checkbox"/> Wood veneer Legno ДЕРЕВО
	<input type="checkbox"/> HPL Stratificato СЛОИСТАЯ	<input checked="" type="checkbox"/> Gloss lacquer Laccato lucido ГЛЯНЦЕВЫЙ ЛАК	<input type="checkbox"/> Aluminium, Metal finish Alluminio, finitura Metal Алюминий, отделка Metal
<b>INTERIOR FINISHES</b> FINITURE INTERNE ОТДЕЛКА ДЛЯ ВНУТРЕННЕГО ИСПОЛЬЗОВАНИЯ	<input type="checkbox"/> Laminate Laminato ЛАМИНАТ	<input type="checkbox"/> Wood veneer Legno ДЕРЕВО	<input checked="" type="checkbox"/> Aluminium+laminato base Alluminio + base in laminato Алюминий + основа из ламината
	<input type="checkbox"/> Front handle Maniglia frontale a vista Декоративная передняя ручка	<input type="checkbox"/> Integrated metal handle Maniglia metallica integrata Встроенная металлическая ручка	<input checked="" type="checkbox"/> Integrated mechanized h. Maniglia integrata ricavata sul bordo Встроенная ручка по краю
<b>HANDLES</b> MANIGLIE РУЧКИ	<input type="checkbox"/> Push handle Maniglia Push РУЧКИ Push		
<b>TYPE OF UNITS</b> TIPI DI MODULI ТИПЫ МОДУЛЕЙ	<input checked="" type="checkbox"/> Compact Compatto Компактная	<input checked="" type="checkbox"/> Modular Modulare Модульная	
<b>POSITION</b> POSIZIONE ПОЗИЦИЯ	<input checked="" type="checkbox"/> Wall-mounted Sospeso Подвесная	<input checked="" type="checkbox"/> Floor-mounted A terra Напольная	
<b>MEASURES (CM)</b> DIMENSIONI РАЗМЕРЫ	◀ 60 / 80 / 90 / 100 / 120 23 <sup>5/8</sup> / 31 <sup>1/2</sup> / 35 <sup>3/8</sup> / 39 <sup>3/8</sup> / 47 <sup>1/4</sup>	▲ 26 / 52 / 78 10 <sup>1/4</sup> / 20 <sup>1/2</sup> / 30 <sup>3/4</sup>	▶ 48 18 <sup>7/8</sup>
<b>WORKTOP &amp; BASIN OPTIONS</b> OPZIONI TOP E LAVABI ВАРИАНТЫ СТОЛЕШНИЦ И УМЫВАЛЬНЫХ РАКОВИН	<input type="checkbox"/> Bath serie's worktop / basin Lavabo / top della serie Серийная умывальная раковина / столешница	<input checked="" type="checkbox"/> Standard worktops Top standard Стандартные столешницы	<input checked="" type="checkbox"/> Worktop + integrated basin Encimera + lavabo integrato Столешница + встроенная умывальная раковина
	<input checked="" type="checkbox"/> Over-mounted basin Lavabo da appoggio Настольная умывальная раковина	<input checked="" type="checkbox"/> Under-mounted basin Lavabo sottopiano Умывальная раковина, встраиваемая в столешницу снизу	<input checked="" type="checkbox"/> Double basin as option Opzione doppia vasca Вариант с двойной чашей
<b>WORKTOP FINISHES</b> FINITURE TOP ОТДЕЛКА СТОЛЕШНИЦ	<input checked="" type="checkbox"/> Krion® worktop Top in KRION® Столешница KRION®	<input type="checkbox"/> Gel Coat worktop Top in Gel Coat Столешница с покрытием гелькоут	<input checked="" type="checkbox"/> Natural Stone worktop Top in pietra naturale Столешница из натурального камня.
	<input type="checkbox"/> Glass worktop Top in vetro Столешница из стекла	<input type="checkbox"/> Bath furniture finish worktop Top con la finitura del mobile Столешница с той же отделкой, что и консоль/тумба	
<b>BASIN FINISHES</b> FINITURE LAVABI ОТДЕЛКА УМЫВАЛЬНЫХ РАКОВИН	<input checked="" type="checkbox"/> Krion® basin Lavabo in Krion® Умывальная раковина из Krion®	<input checked="" type="checkbox"/> Gel Coat basin Lavabo Gelcoat Раковина Gelcoat	<input checked="" type="checkbox"/> Ceramic basin Lavabo in ceramica Керамическая умывальная раковина
	<input checked="" type="checkbox"/> Natural Stone basin Lavabo in pietra naturale Умывальная раковина из натурального камня.		
<b>ACCESSORIES</b> ACCESSORI АКСЕССУАРЫ	<input type="checkbox"/> Mirror Specchio Зеркало	<input checked="" type="checkbox"/> Wall-mounted module Modulo sospeso Подвесной модуль	<input checked="" type="checkbox"/> Tall cabinet Modulo colonna Высокий шкаф
	<input type="checkbox"/> Upper unit Modulo alto Верхний модуль	<input type="checkbox"/> Organizer Organizzatore Органайзер	<input checked="" type="checkbox"/> Shelves Mensola Полка
			<input type="checkbox"/> Accessories Accessori Аксессуары

# *last*



A bathroom vanity that plays with dimensions, providing dynamism thanks to the arrangement of its different modules, which allow us an endless number of configurations.

Last è un mobile bagno di cui varia la dimensione; punta a un effetto dinamico grazie alla flessibilità dei moduli, che ci permettono un numero infinito di configurazioni.

Last - это мебель для ванной комнаты, которая играет с глубинами и размерами, обеспечивая динамичное использование, благодаря расположению различных модулей, которые позволяют нам бесконечное количество конфигураций.



3742 Points  
LAST ocean blue

+info p.450



+info p.451

**SET 0477    1980 Points**  
**LAST Wind**  
**G100620318 / 100254958**

## FINISHES

GLOSS LACQUER / MATT LACQUER    LACCATO LUCIDO / LACCATO OPACO    ГЛЯНЦЕВЫЙ ЛАК / МАТОВЫЙ ЛАК




Ónix



Cromo



Férreo




Tórtola



Sílice



Bórax



Cuarcita




Pizarra



Grafito



Plomo




Limo



Pérgamon



Alabastro



Porcelana



Negro Emotions



Ocean Blue



Azul Navy



Bottle



Orégano




Cúrcuma



Safrán



Curry



Blanco Snow



Blanco Emotions

WOOD

LEGNO

ДЕРЕВО



Roble Noche



Roble Cobre



Roble Bronce



Roble Sil



Roble Alba



## FINISHES

LAMINATE LAMINATO ЛАМИНАТ



Blanco Snow



Gris Hook Mate



Cement Mate



Storm Mate



Mouse Mate



Топо Mate



Wind



Marea

WORKTOPS TOP СТОЛЕШНИЦЫ



Mármol Carrara



M. Blanco Ibiza



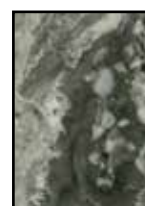
Granito Mac



Granito Star



Granito Portobello



Arabescato Orobico



M. Rosa Portugués



G. Negro Tanzania M.



Granito Len



Barocco Vintage



Cheyenne Vintage



Amarula Vintage



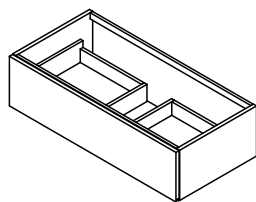
M. Negro Marquina

HANDLE L (UÑERO)	OPTION	HANDLE POSITION
	L	

HANDLE M	OPTION	MEASURES	MODULE	HANDLE POSITION
	M	37,2 cm. / 14 <sup>5/8</sup>	45 cm. / 17 <sup>3/4</sup>	
		52,7 cm. / 20 <sup>3/4</sup>	60 cm. / 23 <sup>5/8</sup>	
		72,7 cm. / 28 <sup>5/8</sup>	80 cm. / 31 <sup>1/2</sup>	
		82,7 cm. / 32 <sup>1/2</sup>	90 cm. / 35 <sup>3/8</sup>	
		92,7 cm. / 36 <sup>1/2</sup>	100 cm. / 39 <sup>3/8</sup>	
		112,7 cm. / 44 <sup>3/8</sup>	120 cm. / 47 <sup>1/4</sup>	

## WASH BASIN UNIT BPS-2001

DEPTH 48 CM / 18<sup>7</sup>/<sub>8</sub>"

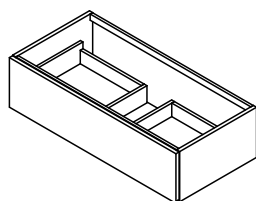


- Wash basin unit. For over mounted basin.
- Basi portalavabo. Per lavabo in appoggio.
- Тумбочка под умывальник. Для накладной раковины

MEASURES (x)x(x)x(x)	FINISHES	HANDLE	BASIN	KEA	SAP	POINTS
60x26x48 / 23 <sup>5</sup> / <sub>8</sub> x10 <sup>1</sup> / <sub>4</sub> x18 <sup>7</sup> / <sub>8</sub>	Gloss lacquer	L/M	CENTERED	G100620014	700026342	0895
	Matt lacquer			G100620015	700026341	0795
	Wood			G100620013	700026343	1055
	Laminate			G100620012	700026340	0676
80x26x48 / 31 <sup>1</sup> / <sub>2</sub> x10 <sup>1</sup> / <sub>4</sub> x18 <sup>7</sup> / <sub>8</sub>	Gloss lacquer	L/M	CENTERED	G100620031	700026346	0974
	Matt lacquer			G100620020	700026345	0861
	Wood			G100620034	700026347	1130
	Laminate			G100620044	700026344	0722
90x26x48 / 35 <sup>3</sup> / <sub>8</sub> x10 <sup>1</sup> / <sub>4</sub> x18 <sup>7</sup> / <sub>8</sub>	Gloss lacquer	L/M	CENTERED	G100620011	700026350	1005
	Matt lacquer			G100620003	700026349	0886
	Wood			G100620007	700026351	1165
	Laminate			G100620006	700026348	0737
100x26x48 / 39 <sup>3</sup> / <sub>8</sub> x10 <sup>1</sup> / <sub>4</sub> x18 <sup>7</sup> / <sub>8</sub>	Gloss lacquer	L/M	CENTERED	G100620009	700026354	1048
	Matt lacquer			G100620008	700026353	0922
	Wood			G100620004	700026355	1206
	Laminate			G100620029	700026352	0763
120x26x48 / 47 <sup>1</sup> / <sub>4</sub> x10 <sup>1</sup> / <sub>4</sub> x18 <sup>7</sup> / <sub>8</sub>	Gloss lacquer	L/M	CENTERED/ DX/SX	G100620038	700026358	1108
	Matt lacquer			G100620037	700026357	0973
	Wood			G100620026	700026359	1295
	Laminate			G100620010	700026356	0826

## WASH BASIN UNIT BPS-2009

DEPTH 48 CM / 18<sup>7</sup>/<sub>8</sub>"

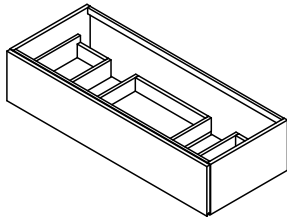


- Wash basin unit. For over mounted basin.
- Basi portalavabo. Per lavabo in appoggio.
- Тумбочка под умывальник. Для накладной раковины

MEASURES (x)x(x)x(x)	FINISHES	HANDLE	BASIN	KEA	SAP	POINTS
60-80x26x48 23 <sup>5</sup> / <sub>8</sub> -31 <sup>1</sup> / <sub>2</sub> x10 <sup>1</sup> / <sub>4</sub> x18 <sup>7</sup> / <sub>8</sub>	Gloss lacquer	L	CENTERED	G100620153	700026438	0974
	Matt lacquer			G100620159	700026437	0861
	Wood			G100620167	700026439	1130
	Laminate			G100620147	700026436	0722
>80-100x26x48 >31 <sup>1</sup> / <sub>2</sub> -39 <sup>3</sup> / <sub>8</sub> x10 <sup>1</sup> / <sub>4</sub> x18 <sup>7</sup> / <sub>8</sub>	Gloss lacquer	L	CENTERED	G100620125	700026442	1048
	Matt lacquer			G100620149	700026441	0922
	Wood			G100620166	700026443	1206
	Laminate			G100620168	700026440	0763
>100-120x26x48 39 <sup>3</sup> / <sub>8</sub> -47 <sup>1</sup> / <sub>4</sub> x10 <sup>1</sup> / <sub>4</sub> x18 <sup>7</sup> / <sub>8</sub>	Gloss lacquer	L	CENTERED	G100620158	700026446	1108
	Matt lacquer			G100620175	700026445	0973
	Wood			G100620116	700026447	1295
	Laminate			G100620162	700026444	0826

## WASH BASIN UNIT BPS-2003

DEPTH 48 CM / 18<sup>7/8</sup>"

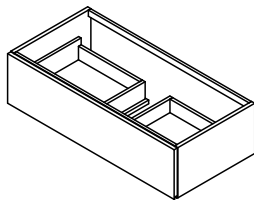


- Wash basin unit. For over mounted basin.
- Basi portalavabo. Per lavabo in appoggio.
- Тумбочка под умывальник. Для накладной раковины

MEASURES (LxWxD)	FINISHES	HANDLE	BASIN	KEA	SAP	POINTS
120x26x48 / 47 <sup>1/4</sup> x10 <sup>1/4</sup> x18 <sup>7/8</sup>	Gloss lacquer	L/M	DS	G100620005	700026362	1168
	Matt lacquer			G100620035	700026361	1033
	Wood			G100620049	700026363	1360
	Laminate			G100620023	700026360	0870

## WASH BASIN UNIT BPS-2002

DEPTH 48 CM / 18<sup>7/8</sup>"



- Wash basin unit. For sotto basin.
- Basi portalavabo. Per lavabo sottotop.
- Тумбочка под умывальник. Для раковины Sotto

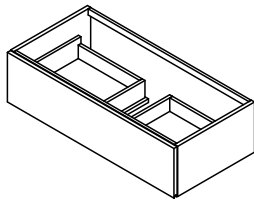


MEASURES (LxWxD)	FINISHES	HANDLE	BASIN	KEA	SAP	POINTS
60x26x48 / 23 <sup>5/8</sup> x10 <sup>1/4</sup> x18 <sup>7/8</sup>	Gloss lacquer	L/M	CENTERED	G100620024	700026366	0933
	Matt lacquer			G100620040	700026365	0833
	Wood			G100620017	700026367	1097
	Laminate			G100620027	700026364	0714
80x26x48 / 31 <sup>1/2</sup> x10 <sup>1/4</sup> x18 <sup>7/8</sup>	Gloss lacquer	L/M	CENTERED	G100620048	700026370	1010
	Matt lacquer			G100620033	700026369	0898
	Wood			G100620002	700026371	1170
	Laminate			G100620021	700026368	0759
90x26x48 / 35 <sup>3/8</sup> x10 <sup>1/4</sup> x18 <sup>7/8</sup>	Gloss lacquer	L/M	CENTERED	G100620041	700026374	1042
	Matt lacquer			G100620016	700026373	0922
	Wood			G100620052	700026375	1205
	Laminate			G100620047	700026372	0773
100x26x48 / 39 <sup>3/8</sup> x10 <sup>1/4</sup> x18 <sup>7/8</sup>	Gloss lacquer	L/M	CENTERED	G100620032	700026378	1085
	Matt lacquer			G100620039	700026377	0959
	Wood			G100620001	700026379	1246
	Laminate			G100620043	700026376	0800
120x26x48 / 47 <sup>1/4</sup> x10 <sup>1/4</sup> x18 <sup>7/8</sup>	Gloss lacquer	L/M	CENTERED/ DX/SX	G100620030	700026382	1144
	Matt lacquer			G100620022	700026381	1009
	Wood			G100620046	700026383	1334
	Laminate			G100620036	700026380	0847

BP

## WASH BASIN UNIT BPS-2010

DEPTH 48 CM / 18<sup>7</sup>/<sub>8</sub>"

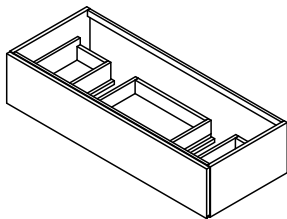


- Wash basin unit. For sotto basin.
- Basi portalavabo. Per lavabo sottotop.
- Тумбочка под умывальник. Для раковины Sotto

MEASURES (x x x)	FINISHES	HANDLE	BASIN	KEA	SAP	POINTS
60-80x26x48 23 <sup>5</sup> / <sub>8</sub> -31 <sup>1</sup> / <sub>2</sub> x10 <sup>1</sup> / <sub>4</sub> x18 <sup>7</sup> / <sub>8</sub>	Gloss lacquer	L	CENTERED	G100620129	700026450	1010
	Matt lacquer			G100620179	700026449	0898
	Wood			G100620157	700026451	1170
	Laminate			G100620169	700026448	0759
>80-100x26x48 >31 <sup>1</sup> / <sub>2</sub> -39 <sup>3</sup> / <sub>8</sub> x10 <sup>1</sup> / <sub>4</sub> x18 <sup>7</sup> / <sub>8</sub>	Gloss lacquer	L	CENTERED	G100620246	700026454	1085
	Matt lacquer			G100620172	700026453	0959
	Wood			G100620156	700026455	1246
	Laminate			G100620121	700026452	0800
>100-120x26x48 39 <sup>3</sup> / <sub>8</sub> -47 <sup>1</sup> / <sub>4</sub> x10 <sup>1</sup> / <sub>4</sub> x18 <sup>7</sup> / <sub>8</sub>	Gloss lacquer	L	CENTERED	G100620148	700026458	1144
	Matt lacquer			G100620133	700026457	1009
	Wood			G100620223	700026459	1334
	Laminate			G100620155	700026456	0847

## WASH BASIN UNIT BPS-2004

DEPTH 48 CM / 18<sup>7</sup>/<sub>8</sub>"

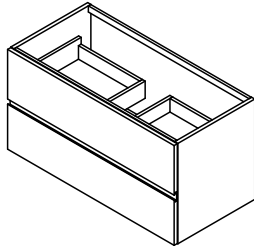


- Wash basin unit. For sotto basin.
- Basi portalavabo. Per lavabo sottotop.
- Тумбочка под умывальник. Для раковины Sotto

MEASURES (x x x)	FINISHES	HANDLE	BASIN	KEA	SAP	POINTS
120x26x48 / 47 <sup>1</sup> / <sub>4</sub> x10 <sup>1</sup> / <sub>4</sub> x18 <sup>7</sup> / <sub>8</sub>	Gloss lacquer	L/M	DS	G100620025	700026386	1243
	Matt lacquer			G100620053	700026385	1108
	Wood			G100620055	700026387	1441
	Laminate			G100620045	700026384	0945

## WASH BASIN UNIT BPS-2005

DEPTH 48 CM / 18<sup>7/8</sup>"



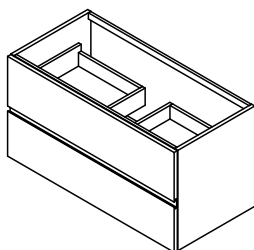
- Wash basin unit.
- Basi portalavabo.
- Тумбочка под умывальник.



MEASURES (WxDxH)	FINISHES	HANDLE	BASIN	KEA	SAP	POINTS
60x52x48 / 23 <sup>5/8</sup> x20 <sup>1/2</sup> x18 <sup>7/8</sup>	Gloss lacquer	L/M	CENTERED	G100620072	700026390	1419
	Matt lacquer			G100620077	700026389	1236
	Wood			G100620019	700026391	1666
	Laminate			G100620063	700026388	1003
80x52x48 / 31 <sup>1/2</sup> x20 <sup>1/2</sup> x18 <sup>7/8</sup>	Gloss lacquer	L/M	CENTERED	G100620058	700026394	1562
	Matt lacquer			G100620051	700026393	1354
	Wood			G100620076	700026395	1799
	Laminate			G100620080	700026392	1077
90x52x48 / 35 <sup>3/8</sup> x20 <sup>1/2</sup> x18 <sup>7/8</sup>	Gloss lacquer	L/M	CENTERED	G100620066	700026398	1624
	Matt lacquer			G100620137	700026397	1403
	Wood			G100620143	700026399	1869
	Laminate			G100620054	700026396	1104
100x52x48 / 39 <sup>3/8</sup> x20 <sup>1/2</sup> x18 <sup>7/8</sup>	Gloss lacquer	L/M	CENTERED	G100620074	700026402	1701
	Matt lacquer			G100620059	700026401	1467
	Wood			G100620057	700026403	1941
	Laminate			G100620139	700026400	1146
120x52x48 / 47 <sup>1/4</sup> x20 <sup>1/2</sup> x18 <sup>7/8</sup>	Gloss lacquer	L/M	CENTERED/ DX/SX	G100620068	700026406	1806
	Matt lacquer			G100620028	700026405	1553
	Wood			G100620140	700026407	2102
	Laminate			G100620079	700026404	1221

## WASH BASIN UNIT BPS-2011

DEPTH 48 CM / 18<sup>7/8</sup>"



- Wash basin unit.
- Basi portalavabo.
- Тумбочка под умывальник.

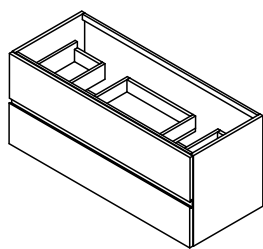


MEASURES (WxDxH)	FINISHES	HANDLE	BASIN	KEA	SAP	POINTS
60-80x52x48 23 <sup>5/8</sup> -31 <sup>1/2</sup> x20 <sup>1/2</sup> x18 <sup>7/8</sup>	Gloss lacquer	L	CENTERED	G100620165	700026462	1562
	Matt lacquer			G100620131	700026461	1354
	Wood			G100620171	700026463	1799
	Laminate			G100620150	700026460	1077
>80-100x52x48 >31 <sup>1/2</sup> -39 <sup>3/8</sup> x20 <sup>1/2</sup> x18 <sup>7/8</sup>	Gloss lacquer	L	CENTERED	G100620115	700026466	1701
	Matt lacquer			G100620132	700026465	1467
	Wood			G100620151	700026467	1941
	Laminate			G100620178	700026464	1146
>100-120x52x48 39 <sup>3/8</sup> -47 <sup>1/4</sup> x20 <sup>1/2</sup> x18 <sup>7/8</sup>	Gloss lacquer	L	CENTERED	G100620126	700026470	1806
	Matt lacquer			G100620152	700026469	1553
	Wood			G100620272	700026471	2102
	Laminate			G100620102	700026468	1221

BP

## WASH BASIN UNIT BPS-2006

DEPTH 48 CM / 18<sup>7</sup>/<sub>8</sub>"

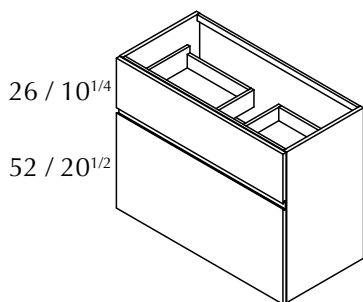


- Wash basin unit.
- Basi portalavabo.
- Тумбочка под умывальник.

MEASURES (x x x)	FINISHES	HANDLE	BASIN	KEA	SAP	POINTS
120x52x48 / 47 <sup>1</sup> / <sub>4</sub> x20 <sup>1</sup> / <sub>2</sub> x18 <sup>7</sup> / <sub>8</sub>	Gloss lacquer	L/M	DS	G100620069	700026410	1866
	Matt lacquer			G100620142	700026409	1614
	Wood			G100620083	700026411	2167
	Laminate			G100620138	700026408	1281

## WASH BASIN UNIT BPS-2007

DEPTH 48 CM / 18<sup>7</sup>/<sub>8</sub>"

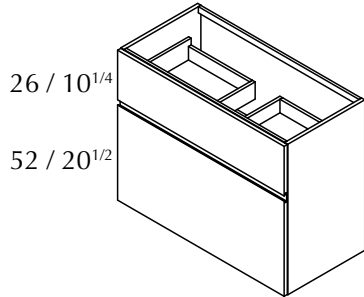


- Wash basin unit.
- Basi portalavabo.
- Тумбочка под умывальник.

MEASURES (x x x)	FINISHES	HANDLE	BASIN	KEA	SAP	POINTS
60x78x48 / 23 <sup>5</sup> / <sub>8</sub> x30 <sup>3</sup> / <sub>4</sub> x18 <sup>7</sup> / <sub>8</sub>	Gloss lacquer	L/M	CENTERED	G100620064	700026414	1844
	Matt lacquer			G100620071	700026413	1591
	Wood			G100620061	700026415	2148
	Laminate			G100620067	700026412	1302
80x78x48 / 31 <sup>1</sup> / <sub>2</sub> x30 <sup>3</sup> / <sub>4</sub> x18 <sup>7</sup> / <sub>8</sub>	Gloss lacquer	L/M	CENTERED	G100620073	700026418	2025
	Matt lacquer			G100620070	700026417	1736
	Wood			G100620050	700026419	2319
	Laminate			G100620082	700026416	1389
90x78x48 / 35 <sup>3</sup> / <sub>8</sub> x30 <sup>3</sup> / <sub>4</sub> x18 <sup>7</sup> / <sub>8</sub>	Gloss lacquer	L/M	CENTERED	G100620141	700026422	2114
	Matt lacquer			G100620144	700026421	1806
	Wood			G100620154	700026423	2416
	Laminate			G100620056	700026420	1431
100x78x48 / 39 <sup>3</sup> / <sub>8</sub> x30 <sup>3</sup> / <sub>4</sub> x18 <sup>7</sup> / <sub>8</sub>	Gloss lacquer	L/M	CENTERED	G100620084	700026426	2212
	Matt lacquer			G100620081	700026425	1885
	Wood			G100620060	700026427	2510
	Laminate			G100620145	700026424	1482
120x78x48 / 47 <sup>1</sup> / <sub>4</sub> x30 <sup>3</sup> / <sub>4</sub> x18 <sup>7</sup> / <sub>8</sub>	Gloss lacquer	L/M	CENTERED/ DX/SX	G100620018	700026430	2377
	Matt lacquer			G100620085	700026429	2021
	Wood			G100620075	700026431	2731
	Laminate			G100620078	700026428	1571

## WASH BASIN UNIT BPS-2012

DEPTH 48 CM / 18<sup>7/8</sup>"



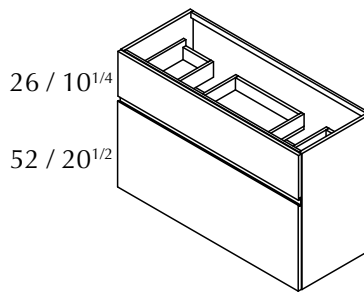
- Wash basin unit.
- Basi portalavabo.
- Тумбочка под умывальник.



MEASURES (x x x)	FINISHES	HANDLE	BASIN	KEA	SAP	POINTS
60-80x78x48 23 <sup>5/8</sup> -31 <sup>1/2</sup> x30 <sup>3/4</sup> x18 <sup>7/8</sup>	Gloss lacquer	L	CENTERED	G100620111	700026474	2025
	Matt lacquer			G100620123	700026473	1736
	Wood			G100620130	700026475	2319
	Laminate			G100620160	700026472	1389
>80-100x78x48 >31 <sup>1/2</sup> -39 <sup>3/8</sup> x30 <sup>3/4</sup> x18 <sup>7/8</sup>	Gloss lacquer	L	CENTERED	G100620127	700026478	2212
	Matt lacquer			G100620134	700026477	1885
	Wood			G100620120	700026479	2510
	Laminate			G100620258	700026476	1482
>100-120x78x48 39 <sup>3/8</sup> -47 <sup>1/4</sup> x30 <sup>3/4</sup> x18 <sup>7/8</sup>	Gloss lacquer	L	CENTERED	G100620135	700026482	2377
	Matt lacquer			G100620112	700026481	2021
	Wood			G100620136	700026483	2731
	Laminate			G100620224	700026480	1571

## WASH BASIN UNIT BPS-2008

DEPTH 48 CM / 18<sup>7/8</sup>"

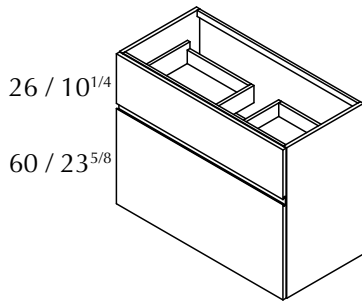


- Wash basin unit.
- Basi portalavabo.
- Тумбочка под умывальник.



MEASURES (x x x)	FINISHES	HANDLE	BASIN	KEA	SAP	POINTS
120x78x48 / 47 <sup>1/4</sup> x30 <sup>3/4</sup> x18 <sup>7/8</sup>	Gloss lacquer	L/M	DS	G100620042	700026434	2437
	Matt lacquer			G100620062	700026433	2081
	Wood			G100620065	700026435	2796
	Laminate			G100620146	700026432	1631





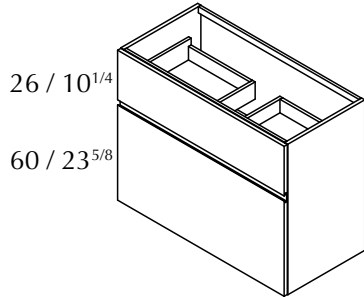
-Wash basin unit.  
-Basi portalavabo.  
-Тумбочка под умывальник.



MEASURES (x x x)	FINISHES	HANDLE	BASIN	KEA	SAP	POINTS
60x86x48 / 23 <sup>5</sup> / <sub>8</sub> x33 <sup>7</sup> / <sub>8</sub> x18 <sup>7</sup> / <sub>8</sub>	Gloss lacquer	L/M	CENTERED	G100620335	700026858	1898
	Matt lacquer			G100620327	700026859	1626
	Wood			G100620345	700026861	2230
	Laminate			G100620343	700026860	1328
80x86x48 / 31 <sup>1</sup> / <sub>2</sub> x33 <sup>7</sup> / <sub>8</sub> x18 <sup>7</sup> / <sub>8</sub>	Gloss lacquer	L/M	CENTERED	G100620328	700026862	2089
	Matt lacquer			G100620332	700026863	1776
	Wood			G100620340	700026865	2419
	Laminate			G100620329	700026864	1417
90x86x48 / 35 <sup>3</sup> / <sub>8</sub> x33 <sup>7</sup> / <sub>8</sub> x18 <sup>7</sup> / <sub>8</sub>	Gloss lacquer	L/M	CENTERED	G100620387	700026934	2183
	Matt lacquer			G100620378	700026935	1847
	Wood			G100620389	700026937	2525
	Laminate			G100620393	700026936	1460
100x86x48 / 39 <sup>3</sup> / <sub>8</sub> x33 <sup>7</sup> / <sub>8</sub> x18 <sup>7</sup> / <sub>8</sub>	Gloss lacquer	L/M	CENTERED	G100620346	700026850	2286
	Matt lacquer			G100620331	700026851	1929
	Wood			G100620344	700026853	2628
	Laminate			G100620325	700026852	1512
120x86x48 / 47 <sup>1</sup> / <sub>4</sub> x33 <sup>7</sup> / <sub>8</sub> x18 <sup>7</sup> / <sub>8</sub>	Gloss lacquer	L/M	CENTERED/ DX/SX	G100620342	700026854	2459
	Matt lacquer			G100620341	700026855	2070
	Wood			G100620330	700026857	2867
	Laminate			G100620334	700026856	1603

## WASH BASIN UNIT BPS-2029

DEPTH 48 CM / 18<sup>7/8</sup>"



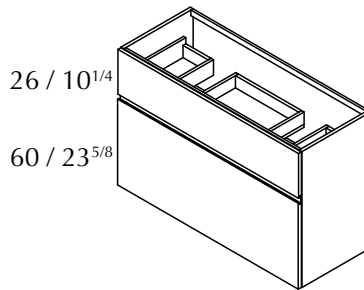
- Wash basin unit.
- Basi portalavabo.
- Тумбочка под умывальник.



MEASURES (x x x)	FINISHES	HANDLE	BASIN	KEA	SAP	POINTS
60-80x86x48 23 <sup>5/8</sup> -31 <sup>1/2</sup> x33 <sup>7/8</sup> x18 <sup>7/8</sup>	Gloss lacquer	L	CENTERED	G100620349	700026878	2089
	Matt lacquer			G100620320	700026879	1776
	Wood			G100620367	700026881	2419
	Laminate			G100620359	700026880	1417
>80-100x86x48 >31 <sup>1/2</sup> -39 <sup>3/8</sup> x33 <sup>7/8</sup> x18 <sup>7/8</sup>	Gloss lacquer	L	CENTERED	G100620358	700026882	2286
	Matt lacquer			G100620333	700026883	1929
	Wood			G100620338	700026885	2628
	Laminate			G100620370	700026884	1512
>100-120x86x48 39 <sup>3/8</sup> -47 <sup>1/4</sup> x33 <sup>7/8</sup> x18 <sup>7/8</sup>	Gloss lacquer	L	CENTERED	G100620350	700026874	2459
	Matt lacquer			G100620347	700026875	2070
	Wood			G100620351	700026877	2867
	Laminate			G100620366	700026876	1603

## WASH BASIN UNIT BPS-2028

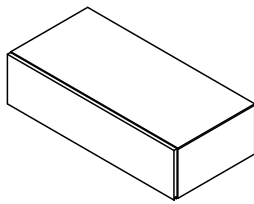
DEPTH 48 CM / 18<sup>7/8</sup>"



- Wash basin unit.
- Basi portalavabo.
- Тумбочка под умывальник.




MEASURES (x x x)	FINISHES	HANDLE	BASIN	KEA	SAP	POINTS
120x86x48 / 47 <sup>1/4</sup> x33 <sup>7/8</sup> x18 <sup>7/8</sup>	Gloss lacquer	L/M	DS	G100620323	700026870	2519
	Matt lacquer			G100620324	700026871	2130
	Wood			G100620326	700026873	2932
	Laminate			G100620354	700026872	1664

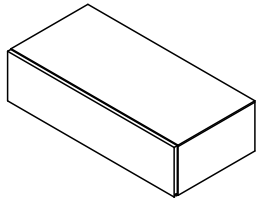


Wallmounted unit.

Modulo sospeso.

Тумба для ванной, монтируемая на стену.

MEASURES	(  )	FINISHES	HANDLE	KEA	SAP	POINTS
45x26x48 / 17 <sup>3/4</sup> x10 <sup>1/4</sup> x18 <sup>7/8</sup>		Gloss lacquer	L/M	G100620164	700026486	0840
		Matt lacquer		G100620180	700026485	0706
		Wood		G100620226	700026487	1017
		Laminate		G100620174	700026484	0582
60x26x48 / 23 <sup>5/8</sup> x10 <sup>1/4</sup> x18 <sup>7/8</sup>		Gloss lacquer	L/M	G100620161	700026490	0919
		Matt lacquer		G100620261	700026489	0764
		Wood		G100620163	700026491	1092
		Laminate		G100620231	700026488	0619
80x26x48 / 31 <sup>1/2</sup> x10 <sup>1/4</sup> x18 <sup>7/8</sup>		Gloss lacquer	L/M	G100620188	700026494	1022
		Matt lacquer		G100620227	700026493	0841
		Wood		G100620229	700026495	1202
		Laminate		G100620225	700026492	0677
90x26x48 / 35 <sup>3/8</sup> x10 <sup>1/4</sup> x18 <sup>7/8</sup>		Gloss lacquer	L/M	G100620182	700026498	1071
		Matt lacquer		G100620264	700026497	0877
		Wood		G100620128	700026499	1255
		Laminate		G100620191	700026496	0699
100x26x48 / 39 <sup>3/8</sup> x10 <sup>1/4</sup> x18 <sup>7/8</sup>		Gloss lacquer	L/M	G100620266	700026502	1129
		Matt lacquer		G100620185	700026501	0921
		Wood		G100620177	700026503	1311
		Laminate		G100620196	700026500	0731
120x26x48 / 47 <sup>1/4</sup> x10 <sup>1/4</sup> x18 <sup>7/8</sup>		Gloss lacquer	L/M	G100620189	700026506	1216
		Matt lacquer		G100620193	700026505	0984
		Wood		G100620241	700026507	1428
		Laminate		G100620095	700026504	0786

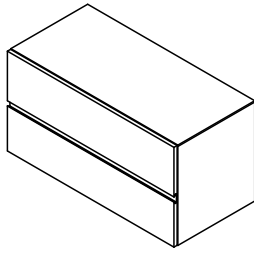


Wallmounted unit.

Modulo sospeso.

Тумба для ванной, монтируемая на стену.


MEASURES	(xx)	FINISHES	HANDLE	KEA	SAP	POINTS
45-60x26x48 17 <sup>3/4</sup> -23 <sup>5/8</sup> x10 <sup>1/4</sup> x18 <sup>7/8</sup>		Gloss lacquer	L	G100620279	700026558	0919
		Matt lacquer		G100620254	700026557	0764
		Wood		G100620283	700026559	1092
		Laminate		G100620274	700026556	0619
>60-80x26x48 >23 <sup>5/8</sup> -31 <sup>1/2</sup> x10 <sup>1/4</sup> x18 <sup>7/8</sup>		Gloss lacquer	L	G100620276	700026562	1022
		Matt lacquer		G100620187	700026561	0841
		Wood		G100620290	700026563	1202
		Laminate		G100620186	700026560	0677
>80-100x26x48 >31 <sup>1/2</sup> -39 <sup>3/8</sup> x10 <sup>1/4</sup> x18 <sup>7/8</sup>		Gloss lacquer	L	G100620184	700026566	1129
		Matt lacquer		G100620183	700026565	0921
		Wood		G100620296	700026567	1311
		Laminate		G100620289	700026564	0731
>100-120x26x48 39 <sup>3/8</sup> -47 <sup>1/4</sup> x10 <sup>1/4</sup> x18 <sup>7/8</sup>		Gloss lacquer	L	G100620230	700026570	1216
		Matt lacquer		G100620256	700026569	0984
		Wood		G100620267	700026571	1428
		Laminate		G100620236	700026568	0786

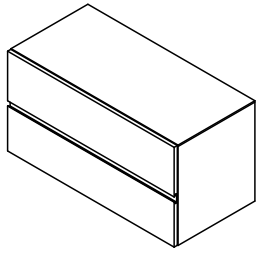


Wallmounted unit.

Modulo sospeso.

Тумба для ванной, монтируемая на стену.

MEASURES		FINISHES	HANDLE	KEA	SAP	POINTS
45x52x48 / 17 <sup>3/4</sup> x20 <sup>1/2</sup> x18 <sup>7/8</sup>		Gloss lacquer	L/M	G100620291	700026510	1320
		Matt lacquer		G100620117	700026509	1113
		Wood		G100620239	700026511	1588
		Laminate		G100620181	700026508	0898
60x52x48 / 23 <sup>5/8</sup> x20 <sup>1/2</sup> x18 <sup>7/8</sup>		Gloss lacquer	L/M	G100620237	700026514	1448
		Matt lacquer		G100620242	700026513	1211
		Wood		G100620238	700026515	1708
		Laminate		G100620190	700026512	0959
80x52x48 / 31 <sup>1/2</sup> x20 <sup>1/2</sup> x18 <sup>7/8</sup>		Gloss lacquer	L/M	G100620170	700026518	1622
		Matt lacquer		G100620173	700026517	1346
		Wood		G100620249	700026519	1883
		Laminate		G100620265	700026516	1054
90x52x48 / 35 <sup>3/8</sup> x20 <sup>1/2</sup> x18 <sup>7/8</sup>		Gloss lacquer	L/M	G100620192	700026522	1702
		Matt lacquer		G100620263	700026521	1406
		Wood		G100620228	700026523	1972
		Laminate		G100620240	700026520	1091
100x52x48 / 39 <sup>3/8</sup> x20 <sup>1/2</sup> x18 <sup>7/8</sup>		Gloss lacquer	L/M	G100620270	700026526	1795
		Matt lacquer		G100620124	700026525	1479
		Wood		G100620268	700026527	2060
		Laminate		G100620262	700026524	1140
120x52x48 / 47 <sup>1/4</sup> x20 <sup>1/2</sup> x18 <sup>7/8</sup>		Gloss lacquer	L/M	G100620176	700026530	1929
		Matt lacquer		G100620194	700026529	1580
		Wood		G100620101	700026531	2251
		Laminate		G100620197	700026528	1229

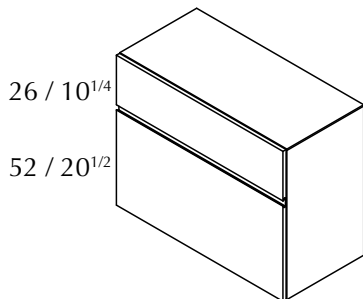


Wallmounted unit.

Modulo sospeso.

Тумба для ванной, монтируемая на стену.

MEASURES	(xx)	FINISHES	HANDLE	KEA	SAP	POINTS
45-60x52x48 17 <sup>3/4</sup> -23 <sup>5/8</sup> x20 <sup>1/2</sup> x18 <sup>7/8</sup>		Gloss lacquer	L	G100620282	700026574	1448
		Matt lacquer		G100620271	700026573	1211
		Wood		G100620286	700026575	1708
		Laminate		G100620250	700026572	0959
>60-80x52x48 >23 <sup>5/8</sup> -31 <sup>1/2</sup> x20 <sup>1/2</sup> x18 <sup>7/8</sup>		Gloss lacquer	L	G100620297	700026578	1622
		Matt lacquer		G100620299	700026577	1346
		Wood		G100620253	700026579	1883
		Laminate		G100620248	700026576	1054
>80-100x52x48 >31 <sup>1/2</sup> -39 <sup>3/8</sup> x20 <sup>1/2</sup> x18 <sup>7/8</sup>		Gloss lacquer	L	G100620244	700026582	1795
		Matt lacquer		G100620294	700026581	1479
		Wood		G100620292	700026583	2060
		Laminate		G100620293	700026580	1140
>100-120x52x48 39 <sup>3/8</sup> -47 <sup>1/4</sup> x20 <sup>1/2</sup> x18 <sup>7/8</sup>		Gloss lacquer	L	G100620273	700026586	1929
		Matt lacquer		G100620295	700026585	1580
		Wood		G100620106	700026587	2251
		Laminate		G100620251	700026584	1229



Wallmounted unit.

Modulo sospeso.

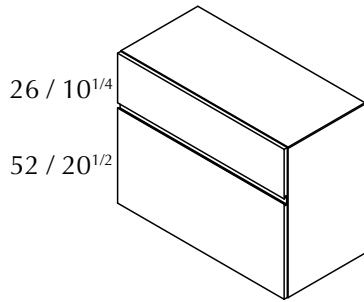
Тумба для ванной, монтируемая на стену.

MEASURES		FINISHES	HANDLE	KEA	SAP	POINTS
45x78x48 / 17 <sup>3</sup> / <sub>4</sub> x30 <sup>3</sup> / <sub>4</sub> x18 <sup>7</sup> / <sub>8</sub>		Gloss lacquer	L/M	G100620245	700026534	1738
		Matt lacquer		G100620243	700026533	1467
		Wood		G100620247	700026535	2037
		Laminate		G100620260	700026532	1198
60x78x48 / 23 <sup>5</sup> / <sub>8</sub> x30 <sup>3</sup> / <sub>4</sub> x18 <sup>7</sup> / <sub>8</sub>		Gloss lacquer	L/M	G100620233	700026538	1883
		Matt lacquer		G100620277	700026537	1575
		Wood		G100620269	700026539	2201
		Laminate		G100620195	700026536	1275
80x78x48 / 31 <sup>1</sup> / <sub>2</sub> x30 <sup>3</sup> / <sub>4</sub> x18 <sup>7</sup> / <sub>8</sub>		Gloss lacquer	L/M	G100620232	700026542	2092
		Matt lacquer		G100620287	700026541	1735
		Wood		G100620298	700026543	2411
		Laminate		G100620275	700026540	1384
90x78x48 / 35 <sup>3</sup> / <sub>8</sub> x30 <sup>3</sup> / <sub>4</sub> x18 <sup>7</sup> / <sub>8</sub>		Gloss lacquer	L/M	G100620285	700026546	2205
		Matt lacquer		G100620234	700026545	1822
		Wood		G100620235	700026547	2533
		Laminate		G100620284	700026544	1443
100x78x48 / 39 <sup>3</sup> / <sub>8</sub> x30 <sup>3</sup> / <sub>4</sub> x18 <sup>7</sup> / <sub>8</sub>		Gloss lacquer	L/M	G100620288	700026550	2319
		Matt lacquer		G100620278	700026549	1910
		Wood		G100620257	700026551	2643
		Laminate		G100620252	700026548	1504
120x78x48 / 47 <sup>1</sup> / <sub>4</sub> x30 <sup>3</sup> / <sub>4</sub> x18 <sup>7</sup> / <sub>8</sub>		Gloss lacquer	L/M	G100620255	700026554	2515
		Matt lacquer		G100620259	700026553	2062
		Wood		G100620280	700026555	2896
		Laminate		G100620281	700026552	1609



## FREESTANDING UNIT MS-2018

DEPTH 48 CM / 18<sup>7/8</sup>"

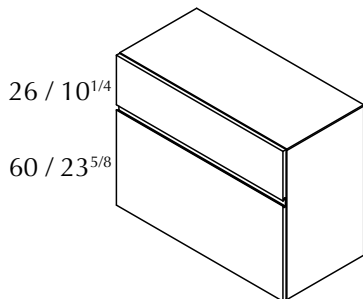


Wallmounted unit.

Modulo sospeso.

Тумба для ванной, монтируемая на стену.


MEASURES	(xx)	FINISHES	HANDLE	KEA	SAP	POINTS
45-60x78x48 17 <sup>3/4</sup> -23 <sup>5/8</sup> x30 <sup>3/4</sup> x18 <sup>7/8</sup>		Gloss lacquer	L	G100620316	700026590	1883
		Matt lacquer		G100620089	700026589	1575
		Wood		G100620314	700026591	2201
		Laminate		G100620114	700026588	1275
>60-80x78x48 >23 <sup>5/8</sup> -31 <sup>1/2</sup> x30 <sup>3/4</sup> x18 <sup>7/8</sup>		Gloss lacquer	L	G100620315	700026594	2092
		Matt lacquer		G100620094	700026593	1735
		Wood		G100620310	700026595	2411
		Laminate		G100620090	700026592	1384
>80-100x78x48 >31 <sup>1/2</sup> -39 <sup>3/8</sup> x30 <sup>3/4</sup> x18 <sup>7/8</sup>		Gloss lacquer	L	G100620118	700026598	2319
		Matt lacquer		G100620088	700026597	1910
		Wood		G100620306	700026599	2643
		Laminate		G100620096	700026596	1504
>100-120x78x48 39 <sup>3/8</sup> -47 <sup>1/4</sup> x30 <sup>3/4</sup> x18 <sup>7/8</sup>		Gloss lacquer	L	G100620312	700026602	2515
		Matt lacquer		G100620109	700026601	2062
		Wood		G100620307	700026603	2896
		Laminate		G100620105	700026600	1609



Wallmounted unit.

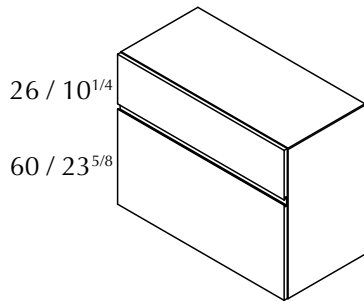
Modulo sospeso.

Тумба для ванной, монтируемая на стену.

MEASURES	(  )	FINISHES	HANDLE	KEA	SAP	POINTS
45x86x48 / 17 <sup>3/4</sup> x33 <sup>7/8</sup> x18 <sup>7/8</sup>		Gloss lacquer	L/M	G100620361	700026894	1787
		Matt lacquer		G100620368	700026895	1498
		Wood		G100620363	700026897	2107
		Laminate		G100620355	700026896	1224
60x86x48 / 23 <sup>5/8</sup> x33 <sup>7/8</sup> x18 <sup>7/8</sup>		Gloss lacquer	L/M	G100620348	700026898	1937
		Matt lacquer		G100620319	700026899	1609
		Wood		G100620360	700026901	2284
		Laminate		G100620362	700026900	1305
80x86x48 / 31 <sup>1/2</sup> x33 <sup>7/8</sup> x18 <sup>7/8</sup>		Gloss lacquer	L/M	G100620337	700026902	2160
		Matt lacquer		G100620365	700026903	1776
		Wood		G100620385	700026905	2516
		Laminate		G100620352	700026904	1421
90x86x48 / 35 <sup>3/8</sup> x33 <sup>7/8</sup> x18 <sup>7/8</sup>		Gloss lacquer	L/M	G100620394	700026906	2273
		Matt lacquer		G100620401	700026907	1865
		Wood		G100620390	700026909	2642
		Laminate		G100620381	700026908	1477
100x86x48 / 39 <sup>3/8</sup> x33 <sup>7/8</sup> x18 <sup>7/8</sup>		Gloss lacquer	L/M	G100620369	700026886	2392
		Matt lacquer		G100620322	700026887	1953
		Wood		G100620353	700026889	2762
		Laminate		G100620336	700026888	1539
120x86x48 / 47 <sup>1/4</sup> x33 <sup>7/8</sup> x18 <sup>7/8</sup>		Gloss lacquer	L/M	G100620321	700026890	2600
		Matt lacquer		G100620364	700026891	2114
		Wood		G100620356	700026893	3036
		Laminate		G100620357	700026892	1653

## FREESTANDING UNIT MS-2031

DEPTH 48 CM / 18<sup>7/8</sup>"



26 / 10<sup>1/4</sup>

60 / 23<sup>5/8</sup>

Wallmounted unit.

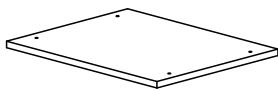
Modulo sospeso.

Тумба для ванной, монтируемая на стену.

MEASURES	(x x x)	FINISHES	HANDLE	KEA	SAP	POINTS
45-60x86x48 17 <sup>3/4</sup> -23 <sup>5/8</sup> x33 <sup>7/8</sup> x18 <sup>7/8</sup>		Gloss lacquer	L	G100620391	700026914	1937
		Matt lacquer		G100620373	700026915	1609
		Wood		G100620386	700026917	2284
		Laminate		G100620374	700026916	1305
>60-80x86x48 >23 <sup>5/8</sup> -31 <sup>1/2</sup> x33 <sup>7/8</sup> x18 <sup>7/8</sup>		Gloss lacquer	L	G100620392	700026918	2160
		Matt lacquer		G100620376	700026919	1776
		Wood		G100620372	700026921	2516
		Laminate		G100620397	700026920	1421
>80-100x86x48 >31 <sup>1/2</sup> -39 <sup>3/8</sup> x33 <sup>7/8</sup> x18 <sup>7/8</sup>		Gloss lacquer	L	G100620380	700026922	2382
		Matt lacquer		G100620400	700026923	1953
		Wood		G100620382	700026925	2762
		Laminate		G100620396	700026924	1539
>100-120x86x48 39 <sup>3/8</sup> -47 <sup>1/4</sup> x33 <sup>7/8</sup> x18 <sup>7/8</sup>		Gloss lacquer	L	G100620383	700026910	2600
		Matt lacquer		G100620377	700026911	2114
		Wood		G100620375	700026913	3036
		Laminate		G100620371	700026912	1653

## PEANA 2026

DEPTH 48 CM / 18<sup>7/8</sup>"



Optional base. For BPS-2007, BPS-2008 y BPS-2012 over mounted sink or BPS-2027, BPS-2028 and BPS-2029 with Sotto Box sink.

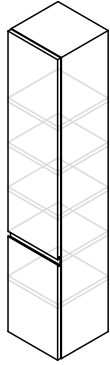
Mensola opzionale per: BPS-2007, BPS-2008, BPS-2012 con lavabo da appoggio sopra top. Oppure: BPS-2027, BPS-2028, BPS-2029 con lavabo sotto piano.

База опциональная. Для BPS-2007, BPS-2008 y BPS-2012 с раковиной на столешнице или BPS-2027, BPS-2028 y BPS-2029 с раковиной под столешницу (sotto).

MEASURES	(x x x)	FINISHES	KEA	SAP	POINTS
45-60x2x48 17 <sup>3/4</sup> -23 <sup>5/8</sup> x0 <sup>3/4</sup> x18 <sup>7/8</sup>		Gloss lacquer	G100620220	700026638	0172
		Matt lacquer	G100620215	700026637	0114
		Wood	G100620207	700026639	0189
		Laminate	G100620300	700026636	0077
>60-80x2x48 >23 <sup>5/8</sup> -31 <sup>1/2</sup> x0 <sup>3/4</sup> x18 <sup>7/8</sup>		Gloss lacquer	G100620212	700026642	0205
		Matt lacquer	G100620210	700026641	0134
		Wood	G100620099	700026643	0231
		Laminate	G100620213	700026640	0094
>80-100x2x48 >31 <sup>1/2</sup> -39 <sup>3/8</sup> x0 <sup>3/4</sup> x18 <sup>7/8</sup>		Gloss lacquer	G100620216	700026650	0242
		Matt lacquer	G100620200	700026649	0156
		Wood	G100620206	700026651	0268
		Laminate	G100620219	700026648	0108
>100-120x2x48 >39 <sup>3/8</sup> -47 <sup>1/4</sup> x0 <sup>3/4</sup> x18 <sup>7/8</sup>		Gloss lacquer	G100620199	700026654	0280
		Matt lacquer	G100620203	700026653	0178
		Wood	G100620301	700026655	0305
		Laminate	G100620086	700026652	0122

MSC 2019

DEPTH 30 CM / 11<sup>3</sup>/<sub>4</sub>"



Tower unit with door. DX / SX.

Modulo colonna con anta. DX / SX.

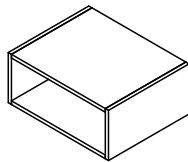
Вертикальный блок с дверцей. DX / SX.

MEASURES		FINISHES	HANDLE	KEA	SAP	POINTS
30x156x30 / 11 <sup>3</sup> / <sub>4</sub> x61 <sup>3</sup> / <sub>8</sub> x11 <sup>3</sup> / <sub>4</sub>		Gloss lacquer	L/M	G100620311	700026606	1336
		Matt lacquer		G100620119	700026605	1013
		Wood		G100620108	700026607	1592
		Laminate		G100620313	700026604	0713

MC

EST 2020 / EST 2021

DEPTH 48 CM / 18<sup>7</sup>/<sub>8</sub>"



**Made-to-order** shelves.

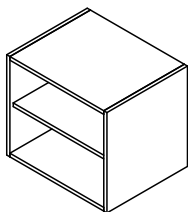
Mensole **a misura**.

Полки на заказ.

MEASURES		FINISHES	KEA	SAP	POINTS
15-30x26x48 5 <sup>7</sup> / <sub>8</sub> -11 <sup>3</sup> / <sub>4</sub> x10 <sup>1</sup> / <sub>4</sub> x18 <sup>7</sup> / <sub>8</sub>		Gloss lacquer	G100620104	700026610	0621
		Matt lacquer	G100620309	700026609	0500
		Wood	G100620098	700026611	0871
		Laminate	G100620091	700026608	0281
>30-60x26x48 >11 <sup>3</sup> / <sub>4</sub> -23 <sup>5</sup> / <sub>8</sub> x10 <sup>1</sup> / <sub>4</sub> x18 <sup>7</sup> / <sub>8</sub>		Gloss lacquer	G100620107	700026614	0788
		Matt lacquer	G100620100	700026613	0618
		Wood	G100620113	700026615	1064
		Laminate	G100620204	700026612	0317

EST 2022 / EST 2023

DEPTH 48 CM / 18<sup>7</sup>/<sub>8</sub>"



**Made-to-order** shelves.

Mensole **a misura**.

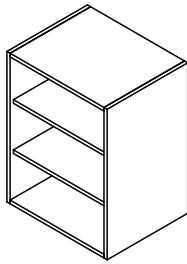
Полки на заказ.

MEASURES		FINISHES	KEA	SAP	POINTS
15-30x52x48 5 <sup>7</sup> / <sub>8</sub> -11 <sup>3</sup> / <sub>4</sub> x20 <sup>1</sup> / <sub>2</sub> x18 <sup>7</sup> / <sub>8</sub>		Gloss lacquer	G100620308	700026618	0882
		Matt lacquer	G100620198	700026617	0696
		Wood	G100620097	700026619	1214
		Laminate	G100620110	700026616	0360
>30-60x52x48 >11 <sup>3</sup> / <sub>4</sub> -23 <sup>5</sup> / <sub>8</sub> x20 <sup>1</sup> / <sub>2</sub> x18 <sup>7</sup> / <sub>8</sub>		Gloss lacquer	G100620201	700026622	1147
		Matt lacquer	G100620092	700026621	0874
		Wood	G100620093	700026623	1499
		Laminate	G100620209	700026620	0412

MA

EST 2024 / EST 2025

DEPTH 48 CM / 18<sup>7/8</sup>"



Made-to-order shelves.

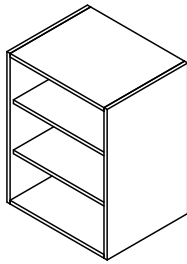
Mensole a misura.

Полки на заказ.

MEASURES	(xx)	FINISHES	KEA	SAP	POINTS
15-30x78x48 5 <sup>7/8</sup> -11 <sup>3/4</sup> x30 <sup>3/4</sup> x18 <sup>7/8</sup>		Gloss lacquer	G100620122	700026626	1123
		Matt lacquer	G100620302	700026625	0866
		Wood	G100620103	700026627	1564
		Laminate	G100620304	700026624	0440
>30-60x78x48 >11 <sup>3/4</sup> -23 <sup>5/8</sup> x30 <sup>3/4</sup> x18 <sup>7/8</sup>		Gloss lacquer	G100620218	700026630	1472
		Matt lacquer	G100620305	700026629	1100
		Wood	G100620222	700026631	1949
		Laminate	G100620214	700026628	0515

EST 2032 / EST 2033

DEPTH 48 CM / 18<sup>7/8</sup>"



Made-to-order shelves.

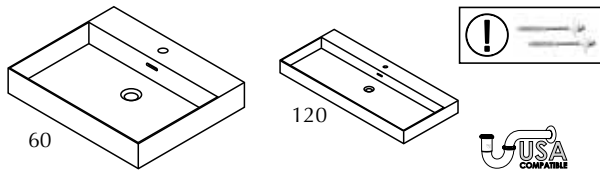
Mensole a misura.

Полки на заказ.

MEASURES	(xx)	FINISHES	KEA	SAP	POINTS
15-30x86x48 5 <sup>7/8</sup> -11 <sup>3/4</sup> x33 <sup>7/8</sup> x18 <sup>7/8</sup>		Gloss lacquer	G100620339	700026926	1163
		Matt lacquer	G100620398	700026927	0890
		Wood	G100620395	700026929	1612
		Laminate	G100620402	700026928	0453
>30-60x86x48 >11 <sup>3/4</sup> -23 <sup>5/8</sup> x33 <sup>7/8</sup> x18 <sup>7/8</sup>		Gloss lacquer	G100620379	700026930	1515
		Matt lacquer	G100620384	700026931	1125
		Wood	G100620388	700026933	2004
		Laminate	G100620399	700026932	0532

## BASIN SLIM

DEPTH 49CM / 19<sup>1</sup>/<sub>4</sub>"



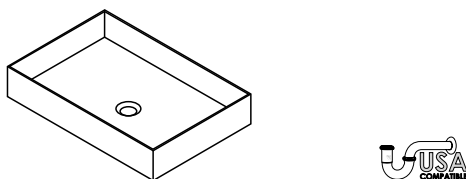
- GELCOAT basin with overflow.
- Requires for installation valve G619999423 SAP100200010, 72 P.
- Lavabo GELCOAT con troppopieno.
- Richiede valvola G619999423 SAP100200010, 72 P.
- Раковина GELCOAT с переливом.
- Требуется установка клапана G619999423 SAP100200010, 72 P.

MEASURES	FINISHES	KEA	SAP	POINTS
60x10x49 / 23 <sup>5</sup> / <sub>8</sub> x3 <sup>7</sup> / <sub>8</sub> x19 <sup>1</sup> / <sub>4</sub>	GELCOAT	G619000085	100221199	596
80x10x49 / 31 <sup>1</sup> / <sub>2</sub> x3 <sup>7</sup> / <sub>8</sub> x19 <sup>1</sup> / <sub>4</sub>		G619000084	100221201	682
90x10x49 / 35 <sup>3</sup> / <sub>8</sub> x3 <sup>7</sup> / <sub>8</sub> x19 <sup>1</sup> / <sub>4</sub>		G619000080	100221203	765
100x10x49 / 39 <sup>3</sup> / <sub>8</sub> x3 <sup>7</sup> / <sub>8</sub> x19 <sup>1</sup> / <sub>4</sub>		G619000093	100241700	784
120x10x49 / 47 <sup>1</sup> / <sub>4</sub> x3 <sup>7</sup> / <sub>8</sub> x19 <sup>1</sup> / <sub>4</sub>		G619000087	100221205	822
① FIXINGS / ANCLAJE PARED. 60/80/90/100 (1UND.) - 120 (2UNDS.)		G100040186	250010391	9

## BASIN SLIM

### COUNTERTOP / SOBRE ENCIMERA / VASQUE SUR PLAN

REQUIRES WORKTOP

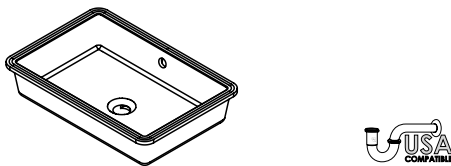


- GELCOAT basin. **REQUIRES WORKTOP.**
- Requires for installation valve G619999024 SAP100036254, 68 P.
- Lavabo GELCOAT. **RICHIESTE TOP IN.**
- Richiede valvola G619999024 SAP100036254, 68 P.
- Раковина GELCOAT. **НУЖДАЕТСЯ В СТОЛЕШНИЦЕ.**
- Требуется установка клапана G619999024 SAP100036254, 68 P.

MEASURES	FINISHES	KEA	SAP	POINTS
50x10x33 / 19 <sup>5</sup> / <sub>8</sub> x3 <sup>7</sup> / <sub>8</sub> x13	GELCOAT	G619000081	100221198	475

## SOTTO NOVA

REQUIRES WORKTOP

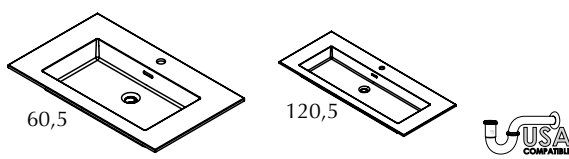


- Ceramic basin. **REQUIRES WORKTOP.**
- Lavabo in ceramica. **RICHIESTE TOP IN.**
- Керамическая раковина. **НУЖДАЕТСЯ В СТОЛЕШНИЦЕ.**

MEASURES	FINISHES	KEA	SAP	POINTS
50x14,2x34 / 19 <sup>5</sup> / <sub>8</sub> x5 <sup>5</sup> / <sub>8</sub> x13 <sup>3</sup> / <sub>8</sub>	White ceramic	G619000094	100241696	214
62x14,2x34 / 24 <sup>3</sup> / <sub>8</sub> x5 <sup>5</sup> / <sub>8</sub> x13 <sup>3</sup> / <sub>8</sub>		G619000092	100241683	328

## BASIN FIT

DEPTH 49CM / 19<sup>1</sup>/<sub>4</sub>"



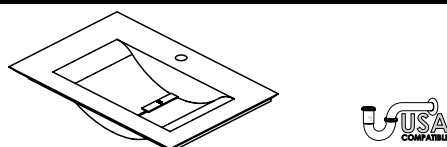
- GELCOAT basin with overflow.
- Requires for installation valve G619999423 SAP100200010, 72 P.
- Lavabo GELCOAT con troppopieno.
- Richiede valvola G619999423 SAP100200010, 72 P.
- Раковина GELCOAT с переливом.
- Требуется установка клапана G619999423 SAP100200010, 72 P.

MEASURES	FINISHES	KEA	SAP	POINTS
60,5x13,5x49 / 23 <sup>7</sup> / <sub>8</sub> x5 <sup>3</sup> / <sub>8</sub> x19 <sup>1</sup> / <sub>4</sub>	GELCOAT	G100021416	100241712	427
80,5x13,5x49 / 31 <sup>3</sup> / <sub>4</sub> x5 <sup>3</sup> / <sub>8</sub> x19 <sup>1</sup> / <sub>4</sub>		G100021414	100241723	532
90,5x13,5x49 / 35 <sup>5</sup> / <sub>8</sub> x5 <sup>3</sup> / <sub>8</sub> x19 <sup>1</sup> / <sub>4</sub>		G100021417	100241702	596
100,5x13,5x49 / 39 <sup>5</sup> / <sub>8</sub> x5 <sup>3</sup> / <sub>8</sub> x19 <sup>1</sup> / <sub>4</sub>		G100021408	100241627	659
120,5x13,5x49 / 47 <sup>1</sup> / <sub>2</sub> x5 <sup>3</sup> / <sub>8</sub> x19 <sup>1</sup> / <sub>4</sub>		G100021410	100241693	794

## BASIN ONES

REQUIRES WORKTOP

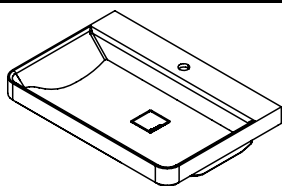
DEPTH 48CM / 18<sup>7</sup>/<sub>8</sub>"



- GELCOAT basin. **REQUIRES WORKTOP.**
- Lavabo GELCOAT. **RICHIESTE TOP IN.**
- Раковина GELCOAT. **НУЖДАЕТСЯ В СТОЛЕШНИЦЕ.**

MEASURES	FINISHES	KEA	SAP	POINTS
60x13x48 / 23 <sup>5</sup> / <sub>8</sub> x5 <sup>1</sup> / <sub>8</sub> x18 <sup>7</sup> / <sub>8</sub>	GELCOAT	G619000049	100110452	0942
71,5x13x48 / 28 <sup>1</sup> / <sub>8</sub> x5 <sup>1</sup> / <sub>8</sub> x18 <sup>7</sup> / <sub>8</sub>		G619000047	100100508	0982
115x13x48 / 45 <sup>1</sup> / <sub>4</sub> x5 <sup>1</sup> / <sub>8</sub> x18 <sup>7</sup> / <sub>8</sub>		G619000045	100100507	1202

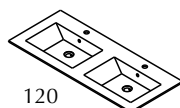
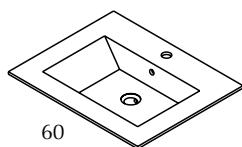
## BASIN CICLO REQUIRES WORKTOP DEPTH 48CM / 18<sup>3</sup>/<sub>8</sub>"



- GELCOAT basin. **REQUIRES WORKTOP.**
- It requires permanent overflow (G619999035 / 100104178 / 59 Points).
- Lavabo GELCOAT. **RICHIÈDE TOP IN.**
- Richiede valvola (G619999035 / 100104178 / 59 punti).
- Раковина GELCOAT. **НУЖДАЕТСЯ В СТОЛЕШНИЦЕ.**
- Требуется постоянный перелив (G619999035 / 100104178 / 59 позиций).

MEASURES	FINISHES	KEA	SAP	POINTS
50x15x48 / 19 <sup>5</sup> / <sub>8</sub> x5 <sup>7</sup> / <sub>8</sub> x18 <sup>7</sup> / <sub>8</sub>	GELCOAT	G619000055	100136309	632
70x15x48 / 27 <sup>1</sup> / <sub>2</sub> x5 <sup>7</sup> / <sub>8</sub> x18 <sup>7</sup> / <sub>8</sub>		G619000053	100128501	736

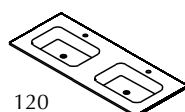
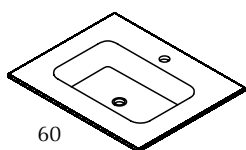
## BASIN



- GELCOAT basin with overflow.
- Requires for installation valve **G619999423 SAP100200010, 72 P.**
- Lavabo GELCOAT con troppopieno.
- Richiede valvola **G619999423 SAP100200010, 72 P.**
- Раковина GELCOAT с переливом.
- Требуется установка клапана G619999423 SAP100200010, 72 P.

MEASURES	FINISHES	KEA	SAP	POINTS
60,5x14,1x49,2 / 23 <sup>7</sup> / <sub>8</sub> x5 <sup>1</sup> / <sub>2</sub> x19 <sup>3</sup> / <sub>8</sub>	GELCOAT	G105500039	100160956	0560
120,5x14,1x49,2 / 47 <sup>1</sup> / <sub>2</sub> x5 <sup>1</sup> / <sub>2</sub> x19 <sup>3</sup> / <sub>8</sub>		G105500043	100171860	0981

## KRION STONE WORKTOP WITH INTEGRATED BASIN DEPTH 49,2CM / 19<sup>3</sup>/<sub>8</sub>"



- Worktop KRION STONE with integrated basin.
- Requires for installation permanent valve G619999024 SAP100036254.
- Requires drainage G619999026 SAP100036255.
- Top in KRION STONE con lavabo integrato.
- Richiede valvola G619999024 SAP100036254.
- Richiede scarico G619999026 SAP100036255.
- Столешница KRION STONE со встроенной раковиной.
- Требуется установка постоянного клапана G619999024 SAP100036254.
- Требуется дренаж G619999026 SAP100036255.

MEASURES	FINISHES	KEA	SAP	POINTS
60,2x13x49,2 / 23 <sup>5</sup> / <sub>8</sub> x5 <sup>1</sup> / <sub>8</sub> x19 <sup>3</sup> / <sub>8</sub>	Krion STONE	G100350009	100091017	617
120,2x13x49,2 / 47 <sup>3</sup> / <sub>8</sub> x5 <sup>1</sup> / <sub>8</sub> x19 <sup>3</sup> / <sub>8</sub>		G100320025	100110448	1356

## CUSTOM MIRROR

ESP-RANGO	↔							
	15-30 cm. 5 <sup>7</sup> / <sub>8</sub> -11 <sup>3</sup> / <sub>4</sub>	30,1-60 cm. 11 <sup>7</sup> / <sub>8</sub> -23 <sup>5</sup> / <sub>8</sub>	60,1-90 cm. 23 <sup>5</sup> / <sub>8</sub> -35 <sup>3</sup> / <sub>8</sub>	90,1-120 cm. 35 <sup>1</sup> / <sub>2</sub> -47 <sup>1</sup> / <sub>4</sub>	120,1-150 cm. 47 <sup>1</sup> / <sub>4</sub> -59	150,1-180 cm. 59 <sup>1</sup> / <sub>8</sub> -70 <sup>7</sup> / <sub>8</sub>	180,1-210 cm. 70 <sup>7</sup> / <sub>8</sub> -82 <sup>5</sup> / <sub>8</sub>	
↕	15-30 cm. 5 <sup>7</sup> / <sub>8</sub> -11 <sup>3</sup> / <sub>4</sub>	SAP 700026272 164 P.	SAP 700026312 177 P.	SAP 700026275 189 P.	SAP 700026276 222 P.	SAP 700026293 251 P.	SAP 700026320 283 P.	SAP 700026315 310 P.
	30,1-60 cm. 11 <sup>7</sup> / <sub>8</sub> -23 <sup>5</sup> / <sub>8</sub>	SAP 700026304 182 P.	SAP 700026305 208 P.	SAP 700026303 241 P.	SAP 700026285 293 P.	SAP 700026294 340 P.	SAP 700026306 378 P.	SAP 700026277 422 P.
	60,1-90 cm. 23 <sup>5</sup> / <sub>8</sub> -35 <sup>3</sup> / <sub>8</sub>	SAP 700026307 195 P.	SAP 700026278 241 P.	SAP 700026279 285 P.	SAP 700026273 347 P.	SAP 700026237 414 P.	SAP 700026238 484 P.	SAP 700026282 539 P.
	90,1-120 cm. 35 <sup>1</sup> / <sub>2</sub> -47 <sup>1</sup> / <sub>4</sub>	SAP 700026313 218 P.	SAP 700026283 282 P.	SAP 700026314 337 P.	SAP 700026284 418 P.	SAP 700026302 514 P.	SAP 700026274 675 P.	SAP 700026239 754 P.





The interpretation made in inches for the dimensions of the different items shown in the price list has been rounded to 1/8, however for a more accurate measurement please use millimetres or centimetres.

## Mertens

<b>EXTERIOR FINISHES</b> FINITURE ESTERNE ОТДЕЛКА ДЛЯ НАРУЖНОГО ИСПОЛЬЗОВАНИЯ	<input type="checkbox"/> Laminate Laminato ЛАМИНАТ	<input type="checkbox"/> Matt lacquer Laccato opaco МАТОВЫЙ ЛАК	<input checked="" type="checkbox"/> Wood veneer Legno ДЕРЕВО
	<input type="checkbox"/> HPL Stratificato СЛОИСТАЯ	<input type="checkbox"/> Gloss lacquer Laccato lucido ГЛЯНЦЕВЫЙ ЛАК	<input type="checkbox"/> Aluminium, Metal finish Alluminio, finitura Metal Алюминий, отделка Metal
<b>INTERIOR FINISHES</b> FINITURE INTERNE ОТДЕЛКА ДЛЯ ВНУТРЕННЕГО ИСПОЛЬЗОВАНИЯ	<input type="checkbox"/> Laminate Laminato ЛАМИНАТ	<input type="checkbox"/> Wood veneer Legno ДЕРЕВО	<input checked="" type="checkbox"/> Aluminium+laminato base Alluminio + base in laminato Алюминий + основа из ламината
	<input type="checkbox"/> Front handle Maniglia frontale a vista Декоративная передняя ручка	<input type="checkbox"/> Integrated metal handle Maniglia metallica integrata Встроенная металлическая ручка	<input checked="" type="checkbox"/> Integrated mechanized h. Maniglia integrata ricavata sul bordo Встроенная ручка по краю
<b>HANDLES</b> MANIGLIE РУЧКИ	<input type="checkbox"/> Push handle Maniglia Push РУЧКИ Push		
<b>TYPE OF UNITS</b> TIPI DI MODULI ТИПЫ МОДУЛЕЙ	<input checked="" type="checkbox"/> Compact Compatto Компактная	<input type="checkbox"/> Modular Modulare Модульная	
<b>POSITION</b> POSIZIONE ПОЗИЦИЯ	<input checked="" type="checkbox"/> Wall-mounted Sospeso Подвесная	<input type="checkbox"/> Floor-mounted A terra Напольная	
<b>MEASURES (CM)</b> DIMENSIONI РАЗМЕРЫ	72 / 102 / 132 28 <sup>3/8</sup> / 40 <sup>1/8</sup> / 52	11 4 <sup>3/8</sup>	53 20 <sup>7/8</sup>
<b>WORKTOP &amp; BASIN OPTIONS</b> OPZIONI TOP E LAVABI ВАРИАНТЫ СТОЛЕШНИЦ И УМЫВАЛЬНЫХ РАКОВИН	<input checked="" type="checkbox"/> Bath serie's worktop / basin Lavabo / top della serie Серийная умывальная раковина / столешница	<input type="checkbox"/> Standard worktops Top standard Стандартные столешницы	<input checked="" type="checkbox"/> Worktop + integrated basin Encimera + lavabo integrato Столешница + встроенная умывальная раковина
	<input type="checkbox"/> Over-mounted basin Lavabo da appoggio Настольная умывальная раковина	<input type="checkbox"/> Under-mounted basin Lavabo sottopiano Умывальная раковина, встраиваемая в столешницу снизу	<input checked="" type="checkbox"/> Double basin as option Opzione doppia vasca Вариант с двойной чашей
<b>WORKTOP FINISHES</b> FINITURE TOP ОТДЕЛКА СТОЛЕШНИЦ	<input type="checkbox"/> Krion® worktop Top in KRION® Столешница KRION®	<input type="checkbox"/> Gel Coat worktop Top in Gel Coat Столешница с покрытием гелькоут	<input type="checkbox"/> Natural Stone worktop Top in pietra naturale Столешница из натурального камня.
	<input checked="" type="checkbox"/> Glass worktop Top in vetro Столешница из стекла	<input type="checkbox"/> Bath furniture finish worktop Top con la finitura del mobile Столешница с той же отделкой, что и консоль/тумба	
<b>BASIN FINISHES</b> FINITURE LAVABI ОТДЕЛКА УМЫВАЛЬНЫХ РАКОВИН	<input type="checkbox"/> Krion® basin Lavabo in Krion® Умывальная раковина из Krion®	<input type="checkbox"/> Gel Coat basin Lavabo Gelcoat Раковина Gelcoat	<input type="checkbox"/> Ceramic basin Lavabo in ceramica Керамическая умывальная раковина
	<input type="checkbox"/> Natural Stone basin Lavabo in pietra naturale Умывальная раковина из натурального камня.		
<b>ACCESSORIES</b> ACCESSORI АКСЕССУАРЫ	<input checked="" type="checkbox"/> Mirror Specchio Зеркало	<input checked="" type="checkbox"/> Wall-mounted module Modulo sospeso Подвесной модуль	<input type="checkbox"/> Tall cabinet Modulo colonna Высокий шкаф
	<input checked="" type="checkbox"/> Upper unit Modulo alto Верхний модуль	<input type="checkbox"/> Organizer Organizzatore Органайзер	<input type="checkbox"/> Shelves Mensola Полка
			<input type="checkbox"/> Accessories Accessori Аксессуары

# *mertens*



Mertens is a bathroom unit made up of a scratch and smudge-proof wall-hung glass countertop, with an oak bevel-edged underframe to conceal the wall fixtures, plus wall-hung units for added storage capacity and a mirror with storage space behind the glass.

Mertens è un mobile da bagno che presenta un top sospeso in vetro, con trattamento antigraffio e antimpronta, rifinito nella parte inferiore con un telaio bisellato in rovere che nasconde le staffe di supporto a parete, mentre i moduli sospesi e lo specchio - che cela lo spazio interno per riporre oggetti - dotano l'insieme di una grande capacità di stoccaggio.

Mertens — это мебель для ванной комнаты, включающая подвесную стеклянную столешницу с обработкой против царапин и следов пальцев. Внизу столешница имеет дубовую раму со скошенной кромкой, скрывающую крепежные детали, с помощью которых мебель держится на стене. Другие элементы — подвесные модули для хранения различных предметов и зеркало с потайным внутренним пространством, куда тоже можно складывать разные вещи.



**+info** p.451

# highline

merfens



11717 Points  
MERTENS roble puro / cristal taupe

**FINISHES**


**WOOD** **LEGNO** **ДЕРЕВО**




Roble Noche R.



Roble Cobre R.



Roble Bronce R.



Roble Sil R.



Roble Alba R.



Roble Carbón R.



Roble Cuero R.




Roble Polvo R.



Roble Puro R.




**WORKTOPS** **TOP** **СТОЛЕШНИЦЫ**



Cristal Blanco



Cristal Negro



Cristal Taupe



**BPS-1**

**DEPTH 53CM / 20<sup>7/8</sup>"**



Wash basin unit.

Basi portalavabo

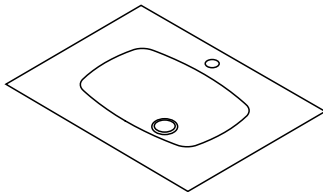
Тумбочка под умывальник.



MEASURES	(xx)	FINISHES	KEA	SAP	POINTS
72x5x53	/ 28 <sup>3/8</sup> x2x20 <sup>7/8</sup>	Wood	G100600032	700023506	1239

**ENC. MERTENS**

**DEPTH 53CM / 20<sup>7/8</sup>"**



-Basin. It requires BPS-1.

-It requires valve (G619999024 / 100036254 / 68 Points).

-It requires drainage (G100550011 / 100190984).

-Lavabo. Richiede BPS-1.

-Richiede valvola (G619999024 / 100036254 / 68 punti).

-Richiede scarico (G100550011 / 100190984).

-Раковина. Требуется BPS-1.

-Требуется постоянный перелив (G619999024 / 100036254 / 68 позиций).

-Требуется дренаж (G100550011 / 100190984).



MEASURES	(xx)	FINISHES	KEA	SAP	POINTS
72x11x53	/ 28 <sup>3/8</sup> x4 <sup>3/8</sup> x20 <sup>7/8</sup>	CR. BLANCO	G100600013	100221179	1117
		CR. NEGRO	G100600002	100221183	1117
		CR. TAUPE	G100600017	100221187	1117

**BPS-1**

**DEPTH 53CM / 20<sup>7/8</sup>"**



Wash basin unit.

Basi portalavabo

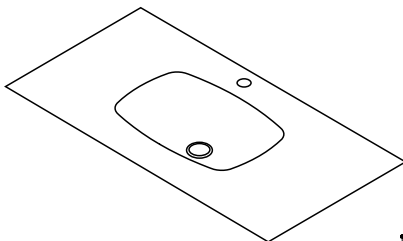
Тумбочка под умывальник.



MEASURES	(xx)	FINISHES	KEA	SAP	POINTS
102x5x53	/ 40 <sup>1/8</sup> x2x20 <sup>7/8</sup>	ROBLE	G100600029	700023507	1370

**ENC. MERTENS**

**DEPTH 53CM / 20<sup>7/8</sup>"**



-Basin. It requires BPS-1.

-It requires valve (G619999024 / 100036254 / 68 Points).

-It requires drainage (G100550011 / 100190984).

-Lavabo. Richiede BPS-1.

-Richiede valvola (G619999024 / 100036254 / 68 punti).

-Richiede scarico (G100550011 / 100190984).

-Раковина. Требуется BPS-1.

-Требуется постоянный перелив (G619999024 / 100036254 / 68 позиций).

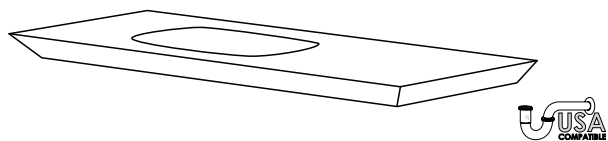
-Требуется дренаж (G100550011 / 100190984).



MEASURES	(xx)	FINISHES	KEA	SAP	POINTS
102x11x53	/ 40 <sup>1/8</sup> x4 <sup>3/8</sup> x20 <sup>7/8</sup>	CR. BLANCO	G100600010	100221180	1551
		CR. NEGRO	G100600022	100221184	1551
		CR. TAUPE	G100600021	100221188	1551

## BPS-1

DEPTH 53CM / 20<sup>7/8"</sup>



Wash basin unit.

Basi portalavabo

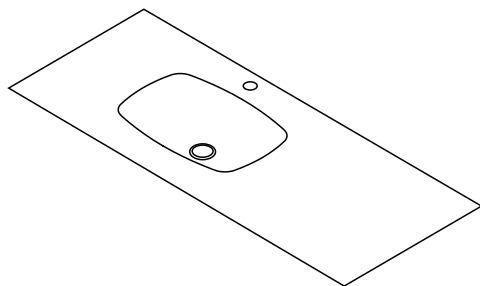
Тумбочка под умывальник.



MEASURES	(xx)	FINISHES	KEA	SAP	POINTS
132x5x53 / 52x2x20 <sup>7/8</sup>		Wood	G100600035	700023508	1534

## ENC. MERTENS

DEPTH 53CM / 20<sup>7/8"</sup>



-Basin. It requires BPS-1.

-It requires valve (G619999024 / 100036254 / 68 Points).

-It requires drainage (G100550011 / 100190984).

-Lavabo. Richiede BPS-1.

-Richiede valvola (G619999024 / 100036254 / 68 punti).

-Richiede scarico (G100550011 / 100190984).

-Раковина. Требуется BPS-1.

-Требуется постоянный перелив (G619999024 / 100036254 / 68 позиций).

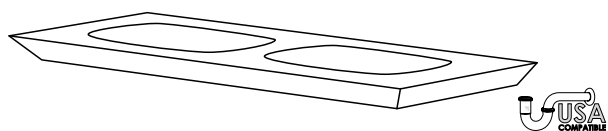
-Требуется дренаж (G100550011 / 100190984).



MEASURES	(xx)	FINISHES	KEA	SAP	POINTS
132x11x53 / 52x4 <sup>3/8</sup> x20 <sup>7/8</sup>		CR. BLANCO	G100600023	100221181	1986
		CR. NEGRO	G100600005	100221185	1986
		CR. TAUPE	G100600014	100221189	1986

## BPS-1 D/S

DEPTH 53CM / 20<sup>7/8"</sup>



Wash basin unit.

Basi portalavabo

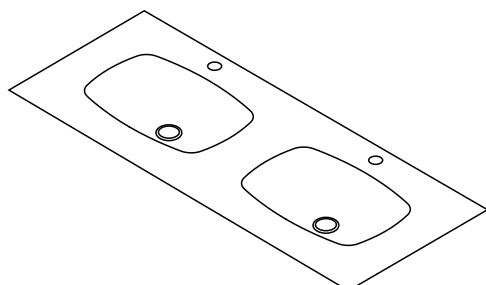
Тумбочка под умывальник.



MEASURES	(xx)	FINISHES	KEA	SAP	POINTS
132x5x53 / 52x2x20 <sup>7/8</sup>		Wood	G100600033	700023509	1534

## ENC. MERTENS D/S

DEPTH 53CM / 20<sup>7/8"</sup>



-Basin. It requires BPS-1 D/S.

-It requires valve (G619999024 / 100036254 / 68 Points).

-It requires drainage (G100550011 / 100190984).

-Lavabo. Richiede BPS-1 D/S.

-Richiede valvola (G619999024 / 100036254 / 68 punti).

-Richiede scarico (G100550011 / 100190984).

-Раковина. Требуется BPS-1 D/S.

-Требуется постоянный перелив (G619999024 / 100036254 / 68 позиций).

-Требуется дренаж (G100550011 / 100190984).



MEASURES	(xx)	FINISHES	KEA	SAP	POINTS
132x11x53 / 40 <sup>1/8</sup> x4 <sup>3/8</sup> x20 <sup>7/8</sup>		CR. BLANCO	G100600019	100221182	2234
		CR. NEGRO	G100600024	100221186	2234
		CR. TAUPE	G100600020	100221190	2234



## DRAINAGE

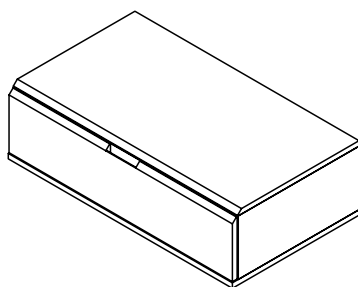


-Drainage.  
-Scarico.  
-Дренаж.

FINISHES	KEA	SAP	POINTS
Chrom	G100550011	100190984	210
Black matt lacquer	G100550021	100242315	255

## MS-1

DEPTH 51CM / 20<sup>1/8</sup>"

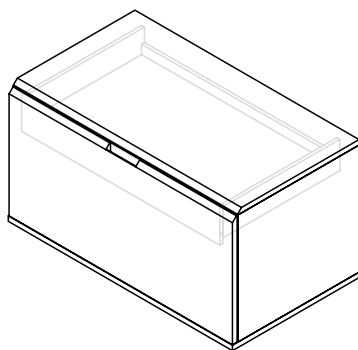


Wallmounted unit.  
Modulo sospeso  
Тумба для ванной, монтируемая на стену.

MEASURES (x)x(x)x(x)	FINISHES	KEA	SAP	POINTS
60x26x51 / 23 <sup>5/8</sup> x10 <sup>1/4</sup> x20 <sup>1/8</sup>	Wood	G100600031	700023510	2062
90x26x51 / 35 <sup>3/8</sup> x10 <sup>1/4</sup> x20 <sup>1/8</sup>		G100600025	700023511	2402
120x26x51 / 47 <sup>1/4</sup> x10 <sup>1/4</sup> x20 <sup>1/8</sup>		G100600038	700023512	2744

## MS-2

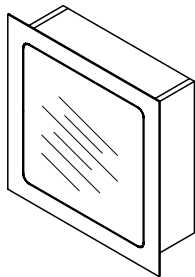
DEPTH 51CM / 20<sup>1/8</sup>"



Wallmounted unit.  
Modulo sospeso  
Тумба для ванной, монтируемая на стену.

MEASURES (x)x(x)x(x)	FINISHES	KEA	SAP	POINTS
60x48x51 / 23 <sup>5/8</sup> x18 <sup>7/8</sup> x20 <sup>1/8</sup>	Wood	G100600037	700023513	2846
90x48x51 / 35 <sup>3/8</sup> x18 <sup>7/8</sup> x20 <sup>1/8</sup>		G100600036	700023514	3352
120x48x51 / 47 <sup>1/4</sup> x18 <sup>7/8</sup> x20 <sup>1/8</sup>		G100600030	700023515	3820

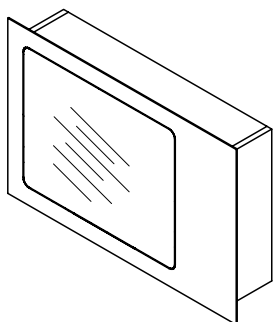
## MIRROR



Mirror.  
Specchio  
Зеркало.

MEASURES	(  )	FINISHES	KEA	SAP	POINTS
60x60x19	/ 23 <sup>5/8</sup> x23 <sup>5/8</sup> x7 <sup>1/2</sup>	Wood	G100600028	700023516	2157

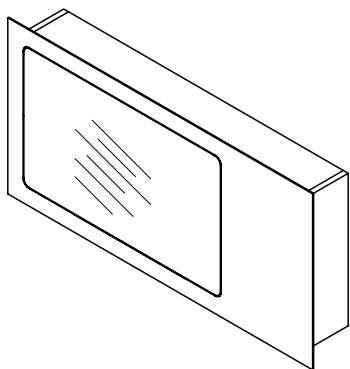
## MIRROR



Mirror.  
Specchio  
Зеркало.

MEASURES	(  )	FINISHES	KEA	SAP	POINTS
90x60x19	/ 35 <sup>3/8</sup> x23 <sup>5/8</sup> x7 <sup>1/2</sup>	Wood	G100600034	700023517	2641

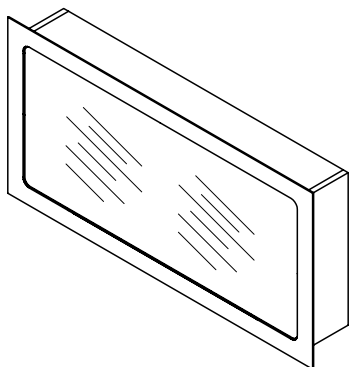
## MIRROR SX



Mirror.  
Specchio  
Зеркало.

MEASURES	(  )	FINISHES	KEA	SAP	POINTS
120x60x19	/ 47 <sup>1/4</sup> x23 <sup>5/8</sup> x7 <sup>1/2</sup>	Wood	G100600026	700023518	2881

## MIRROR D/S



Mirror.  
Specchio  
Зеркало.

MEASURES	(  )	FINISHES	KEA	SAP	POINTS
120x60x19	/ 47 <sup>1/4</sup> x23 <sup>5/8</sup> x7 <sup>1/2</sup>	Wood	G100600027	700023519	2773

# highline

merfens



The interpretation made in inches for the dimensions of the different items shown in the price list has been rounded to 1/8, however for a more accurate measurement please use millimetres or centimetres.

## Duna

<b>EXTERIOR FINISHES</b> FINITURE ESTERNE ОТДЕЛКА ДЛЯ НАРУЖНОГО ИСПОЛЬЗОВАНИЯ	<input type="checkbox"/> Laminate Laminato ЛАМИНАТ	<input checked="" type="checkbox"/> Matt lacquer Laccato opaco МАТОВЫЙ ЛАК	<input checked="" type="checkbox"/> Wood veneer Legno ДЕРЕВО
	<input type="checkbox"/> HPL Stratificato СЛОИСТАЯ	<input checked="" type="checkbox"/> Gloss lacquer Laccato lucido ГЛЯНЦЕВЫЙ ЛАК	<input checked="" type="checkbox"/> Aluminium, Metal finish Alluminio, finitura Metal Алюминий, отделка Metal
<b>INTERIOR FINISHES</b> FINITURE INTERNE ОТДЕЛКА ДЛЯ ВНУТРЕННЕГО ИСПОЛЬЗОВАНИЯ	<input type="checkbox"/> Laminate Laminato ЛАМИНАТ	<input type="checkbox"/> Wood veneer Legno ДЕРЕВО	<input checked="" type="checkbox"/> Aluminium+laminato base Alluminio + base in laminato Алюминий + основа из ламината
	<input type="checkbox"/> Front handle Maniglia frontale a vista Декоративная передняя ручка	<input type="checkbox"/> Integrated metal handle Maniglia metallica integrata Встроенная металлическая ручка	<input checked="" type="checkbox"/> Integrated mechanized h. Maniglia integrata ricavata sul bordo Встроенная ручка по краю
<b>HANDLES</b> MANIGLIE РУЧКИ	<input type="checkbox"/> Push handle Maniglia Push РУЧКИ Push		
<b>TYPE OF UNITS</b> TIPI DI MODULI ТИПЫ МОДУЛЕЙ	<input checked="" type="checkbox"/> Compact Compatto Компактная	<input type="checkbox"/> Modular Modulare Модульная	
<b>POSITION</b> POSIZIONE ПОЗИЦИЯ	<input checked="" type="checkbox"/> Wall-mounted Sospeso Подвесная	<input type="checkbox"/> Floor-mounted A terra Напольная	
<b>MEASURES (CM)</b> DIMENSIONI РАЗМЕРЫ	◀ 60 / 90 / 120 23 <sup>5/8</sup> / 35 <sup>3/8</sup> / 47 <sup>1/4</sup>	▲ 20 / 26 7 <sup>7/8</sup> / 10 <sup>1/4</sup>	↘ 52 / 47 20 <sup>1/2</sup> / 18 <sup>1/2</sup>
<b>WORKTOP &amp; BASIN OPTIONS</b> OPZIONI TOP E LAVABI ВАРИАНТЫ СТОЛЕШНИЦ И УМЫВАЛЬНЫХ РАКОВИН	<input checked="" type="checkbox"/> Bath serie's worktop / basin Lavabo / top della serie Серийная умывальная раковина / столешница	<input type="checkbox"/> Standard worktops Top standard Стандартные столешницы	<input type="checkbox"/> Worktop + integrated basin Encimera + lavabo integrato Столешница + встроенная умывальная раковина
	<input checked="" type="checkbox"/> Over-mounted basin Lavabo da appoggio Настольная умывальная раковина	<input type="checkbox"/> Under-mounted basin Lavabo sottopiano Умывальная раковина, встраиваемая в столешницу снизу	<input type="checkbox"/> Double basin as option Opzione doppia vasca Вариант с двойной чашей
<b>WORKTOP FINISHES</b> FINITURE TOP ОТДЕЛКА СТОЛЕШНИЦ	<input type="checkbox"/> Krion® worktop Top in KRION® Столешница KRION®	<input type="checkbox"/> Gel Coat worktop Top in Gel Coat Столешница с покрытием гелькоут	<input type="checkbox"/> Natural Stone worktop Top in pietra naturale Столешница из натурального камня.
	<input type="checkbox"/> Glass worktop Top in vetro Столешница из стекла	<input type="checkbox"/> Bath furniture finish worktop Top con la finitura del mobile Столешница с той же отделкой, что и консоль/тумба	
<b>BASIN FINISHES</b> FINITURE LAVABI ОТДЕЛКА УМЫВАЛЬНЫХ РАКОВИН	<input type="checkbox"/> Krion® basin Lavabo in Krion® Умывальная раковина из Krion®	<input type="checkbox"/> Gel Coat basin Lavabo Gelcoat Раковина Gelcoat	<input type="checkbox"/> Ceramic basin Lavabo in ceramica Керамическая умывальная раковина
	<input checked="" type="checkbox"/> Natural Stone basin Lavabo in pietra naturale Умывальная раковина из натурального камня.		
<b>ACCESSORIES</b> ACCESSORI АКСЕССУАРЫ	<input checked="" type="checkbox"/> Mirror Specchio Зеркало	<input checked="" type="checkbox"/> Wall-mounted module Modulo sospeso Подвесной модуль	<input type="checkbox"/> Tall cabinet Modulo colonna Высокий шкаф
	<input type="checkbox"/> Upper unit Modulo alto Верхний модуль	<input type="checkbox"/> Organizer Organizzatore Органайзер	<input checked="" type="checkbox"/> Shelves Mensola Полка
			<input type="checkbox"/> Accessories Accessori Аксессуары

# duna



A basin unit made up of an aluminium sheet, curved to form raised sides, into which a granite washbasin has been fitted. This has been shaped using “folding” technology to fit neatly into the curved sheet of metal and ensure a continuous veined granite pattern. Aluminium, lacquered with black epoxy paint, and Portobello granite were chosen as the finishes for the unit.

Accompanying it is a wall-hung unit with a drawer, covered in a rustic-look natural oak veneer.

The series is rounded off with a matching round mirror with an aluminium frame, featuring a shelf that rests inside the frame and integrated lighting.

Insieme composto da una lamiera in alluminio dalla forma a canale e da un lavabo in granito naturale realizzato con la tecnologia “Folding” per poterlo inserire nel vano della lamiera curva e mettere in rilievo la venatura del materiale.

Per questo insieme sono state selezionate le finiture laccate con vernice epossidica in nero per l’alluminio e Portobello per il granito.

Il modulo ausiliario che completa questa serie è un modulo sospeso con un cassetto, realizzato in impiallacciato di rovere naturale effetto rustico.

Questa serie si completa con uno specchio rotondo coordinato al resto dell’arredo, con un ripiano appoggiato all’interno della cornice in alluminio e l’illuminazione integrata nello specchio.

Комплект состоит из алюминиевого листа в форме канала и присоединенной к нему умывальной раковины, изготовленной из натурального гранита с использованием технологии фолдинга. Эта технология позволяет адаптировать раковину к внутренней поверхности изогнутого листа и сохранить сплошной рисунок прожилок.

Для этого комплекта были выбраны такие виды отделки, как алюминий, лакированный черной эпоксидной краской, и гранит Портобелло.

Серия имеет дополнительный подвесной модуль с одним ящиком, изготовленный из натурального дубового шпона в стиле рустик.

Завершает серию зеркало в круглой алюминиевой раме, подходящее по тону к остальным изделиям. Внутри рамы имеется полка, а кроме того, в зеркало встроен светильник.



+info p.451



**8004 Points**  
**DUNA roble noche**



## FINISHES

WOOD

LEGNO


ДЕРЕВО




Roble Noche R.



Roble Cobre R.



Roble Bronce R.



Roble Sil R.



Roble Alba R.



Roble Carbón R.



Roble Cuero R.



Roble Polvo R.



Roble Puro R.



GLOSS LACQUER

LACCATO LUCIDO


ГЛЯНЦЕВЫЙ ЛАК




Ónix



Cromo




Férreo




Tórtola



Sílice




Bórax




Cuarcita




Pizarra




Grafito




Plomo




Limo




Pérgamon



Alabastro



Porcelana




Negro Emotions




Ocean Blue



Azul Navy



Bottle



Orégano




Cúrcuma




Safrán



Curry



Blanco Snow



Blanco Emotions

## FINISHES

MATT LACQUER

LACCATO OPACO


МАТОВЫЙ ЛАК



Ónix



Cromo



Férreo




Tórtola



Sílice




Bórax



Cuarcita



Pizarra



Grafito



Plomo




Limo




Pérgamon



Alabastro



Porcelana



Negro Emotions



Ocean Blue



Azul Navy



Bottle



Orégano




Cúrcuma




Safrán



Curry



Blanco Snow



Blanco Emotions

WORKTOPS

TOP

СТОЛЕШНИЦЫ



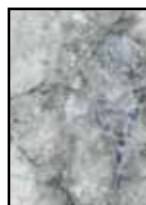
Granito  
Cheyenne



Granito Len



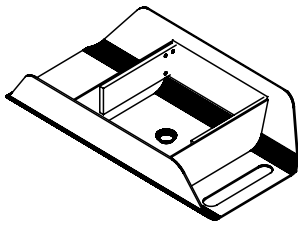
Granito  
Mac



Granito  
Portobello

## WASH BASIN UNIT 90 DX

DEPTH 52CM / 20<sup>1/2"</sup>



Wash basin unit.

Basi portalavabo

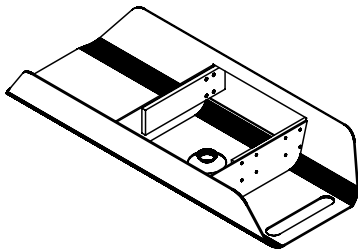
Тумбочка под умывальник.



MEASURES	FINISHES	KEA	SAP	POINTS
90x20x52 / 35 <sup>3/8</sup> x7 <sup>7/8</sup> x20 <sup>1/2</sup>	Metal	G100550002	100190977	1114

## WASH BASIN UNIT 120 DX

DEPTH 52CM / 20<sup>1/2"</sup>



Wash basin unit.

Basi portalavabo

Тумбочка под умывальник.



MEASURES	FINISHES	KEA	SAP	POINTS
120x20x52 / 47 <sup>1/4</sup> x7 <sup>7/8</sup> x20 <sup>1/2</sup>	Metal	G100550001	100190985	1376

## BASIN DUNA

DEPTH 47CM / 18<sup>1/2"</sup>



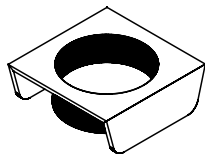
Without tap hole



Tap hole DX



Tap hole SX



-Basin.

-It requires valve (G619999035 / 100104178 / 59 Points).

-It requires drainage (G100550011 / 100190984).

-Lavabo.

-Richiede valvola (G619999035 / 100104178 / 59 punti).

-Richiede scarico (G100550011 / 100190984).

-Раковина.

-Требуется постоянный перелив (G619999035 / 100104178 / 59 позиций).

-Требуется дренаж (G100550011 / 100190984).

MEASURES	FINISHES	SAP	POINTS
47x17x47 / 18 <sup>1/2</sup> x6 <sup>3/4</sup> x18 <sup>1/2</sup>	Granito Cheyenne / Len / Mac	700019700	2278
	Granito Portobello	700019859	2600

## DRAINAGE



-Drainage.

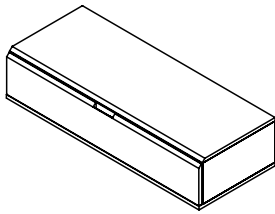
-Scarico.

-Дренаж.

FINISHES	KEA	SAP	POINTS
Chrom	G100550011	100190984	210
Black matt lacquer	G100550021	100242315	255

## FREESTANDING UNIT

DEPTH 47CM / 18<sup>1/2</sup>"



Wallmounted unit.


Modulo sospeso

Тумба для ванной, монтируемая на стену.

MEASURES		FINISHES	KEA	SAP	POINTS
60x26x47 / 23 <sup>5/8</sup> x10 <sup>1/4</sup> x18 <sup>1/2</sup>		Gloss lacquer	G100550014	700019710	1489
		Matt lacquer	G100550012	700019707	1337
		Wood	G100550003	700019704	1952
90x26x47 / 35 <sup>3/8</sup> x10 <sup>1/4</sup> x18 <sup>1/2</sup>		Gloss lacquer	G100550008	700019711	1712
		Matt lacquer	G100550013	700019708	1526
		Wood	G100550007	700019705	2269
120x26x47 / 47 <sup>1/4</sup> x10 <sup>1/4</sup> x18 <sup>1/2</sup>		Gloss lacquer	G100550016	700019712	1951
		Matt lacquer	G100550015	700019709	1729
		Wood	G100550005	700019706	2566

## MIRROR

DEPTH 10CM / 3<sup>7/8</sup>"



Mirror.

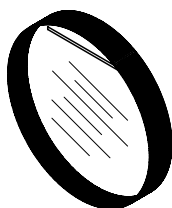
Specchio

Зеркало.

MEASURES		FINISHES	KEA	SAP	POINTS
61x61x10 / 24x24x3 <sup>7/8</sup>		Metal	G100550006	700019701	637

## MIRROR WITH LIGHT 220V

DEPTH 10CM / 3<sup>7/8</sup>"



Mirror with light.

Specchio

Зеркало.

N/A USA.

MEASURES		FINISHES	KEA	SAP	POINTS
61x61x10 / 24x24x3 <sup>7/8</sup>		Metal	G100550010	700019702	1098

## SHELF / MIRROR

DEPTH 6,5CM / 2<sup>1/2</sup>"



Shelf.

Ripiano.

Полка.

MEASURES		FINISHES	KEA	SAP	POINTS
49x1,2x6,5 / 19 <sup>1/4</sup> x0 <sup>1/2</sup> x2 <sup>1/2</sup>		Krion	G100550004	700019703	154



The interpretation made in inches for the dimensions of the different items shown in the price list has been rounded to 1/8, however for a more accurate measurement please use millimetres or centimetres.

## Century

<b>EXTERIOR FINISHES</b> FINITURE ESTERNE ОТДЕЛКА ДЛЯ НАРУЖНОГО ИСПОЛЬЗОВАНИЯ	<input type="checkbox"/> Laminate Laminato ЛАМИНАТ	<input checked="" type="checkbox"/> Matt lacquer Laccato opaco МАТОВЫЙ ЛАК	<input checked="" type="checkbox"/> Wood veneer Legno ДЕРЕВО
	<input type="checkbox"/> HPL Stratificato СЛОИСТАЯ	<input checked="" type="checkbox"/> Gloss lacquer Laccato lucido ГЛЯНЦЕВЫЙ ЛАК	
<b>INTERIOR FINISHES</b> FINITURE INTERNE ОТДЕЛКА ДЛЯ ВНУТРЕННЕГО ИСПОЛЬЗОВАНИЯ	<input type="checkbox"/> Laminate Laminato ЛАМИНАТ	<input type="checkbox"/> Wood veneer Legno ДЕРЕВО	<input checked="" type="checkbox"/> Aluminium+laminated base Alluminio + base in laminato Алюминий + основа из ламината
	<input checked="" type="checkbox"/> Front handle Maniglia frontale a vista Декоративная передняя ручка	<input type="checkbox"/> Integrated metal handle Maniglia metallica integrata Встроенная металлическая ручка	<input type="checkbox"/> Integrated mechanized h. Maniglia integrata ricavata sul bordo Встроенная ручка по краю
<b>HANDLES</b> MANIGLIE РУЧКИ	<input type="checkbox"/> Push handle Maniglia Push РУЧКИ Push		
<b>TYPE OF UNITS</b> TIPI DI MODULI ТИПЫ МОДУЛЕЙ	<input checked="" type="checkbox"/> Compact Compatto Компактная	<input type="checkbox"/> Modular Modulare Модульная	
<b>POSITION</b> POSIZIONE ПОЗИЦИЯ	<input checked="" type="checkbox"/> Wall-mounted Sospeso Подвесная	<input type="checkbox"/> Floor-mounted A terra Напольная	
<b>MEASURES (CM)</b> DIMENSIONI РАЗМЕРЫ	◀ 64 / 94 / 124 / 184	▲ 55	↙ 48
	25 <sup>1/4</sup> / 37 / 48 <sup>7/8</sup> / 72 <sup>1/2</sup>	21 <sup>5/8</sup>	18 <sup>7/8</sup>
<b>WORKTOP &amp; BASIN OPTIONS</b> OPZIONI TOP E LAVABI ВАРИАНТЫ СТОЛЕШНИЦ И УМЫВАЛЬНЫХ РАКОВИН	<input checked="" type="checkbox"/> Bath serie's worktop / basin Lavabo / top della serie Серийная умывальная раковина / столешница	<input type="checkbox"/> Standard worktops Top standard Стандартные столешницы	<input type="checkbox"/> Worktop + integrated basin Encimera + lavabo integrato Столешница + встроенная умывальная раковина
	<input type="checkbox"/> Over-mounted basin Lavabo da appoggio Настольная умывальная раковина	<input checked="" type="checkbox"/> Under-mounted basin Lavabo sottopiano Умывальная раковина, встраиваемая в столешницу снизу	<input type="checkbox"/> Double basin as option Opzione doppia vasca Вариант с двойной чашей
<b>WORKTOP FINISHES</b> FINITURE TOP ОТДЕЛКА СТОЛЕШНИЦ	<input type="checkbox"/> Krion® worktop Top in KRION® Столешница KRION®	<input type="checkbox"/> Gel Coat worktop Top in Gel Coat Столешница с покрытием гелькоут	<input checked="" type="checkbox"/> Natural Stone worktop Top in pietra naturale Столешница из натурального камня.
	<input type="checkbox"/> Glass worktop Top in vetro Столешница из стекла	<input type="checkbox"/> Bath furniture finish worktop Top con la finitura del mobile Столешница с той же отделкой, что и консоль/тумба	
<b>BASIN FINISHES</b> FINITURE LAVABI ОТДЕЛКА УМЫВАЛЬНЫХ РАКОВИН	<input type="checkbox"/> Krion® basin Lavabo in Krion® Умывальная раковина из Krion®	<input type="checkbox"/> Gel Coat basin Lavabo Gelcoat Раковина Gelcoat	<input checked="" type="checkbox"/> Ceramic basin Lavabo in ceramica Керамическая умывальная раковина
	<input type="checkbox"/> Natural Stone basin Lavabo in pietra naturale Умывальная раковина из натурального камня.		
<b>ACCESSORIES</b> ACCESSORI АКСЕССУАРЫ	<input checked="" type="checkbox"/> Mirror Specchio Зеркало	<input type="checkbox"/> Wall-mounted module Modulo sospeso Подвесной модуль	<input type="checkbox"/> Tall cabinet Modulo colonna Высокий шкаф
	<input type="checkbox"/> Upper unit Modulo alto Верхний модуль	<input type="checkbox"/> Organizer Organizzatore Органайзер	<input type="checkbox"/> Shelves Mensola Полка
			<input type="checkbox"/> Accessories Accessori Аксессуары

# century



A washbasin unit with a carved oak veneer finish to give it a rustic appearance.

This is a compact unit, featuring two drawers with a Metal laminate lining and Nadir texture. Visually it stands out for two reasons: firstly, for its slightly sunken fronts, with a linear metal handle that juts out so that it is flush with the sides and countertop; and, secondly, because its side panels and wood veneer base are assembled to each other and to the countertop with mitre joints to create a solid ensemble.

The stone countertop can come with an undermount washbasin (the Sotto Box model) or one made of stone.

Accompanying it is a mirror with a frame in a glossy chrome finish.

Mobile da bagno prodotto in impiallacciato di rovere naturale lavorato, che conferisce un effetto rustico. Si tratta di un mobile compatto con due cassetti e finitura interna in laminato Metal con texture Nadir. Il mobile è caratterizzato da due aspetti. Da un lato, i frontali leggermente rientranti e la maniglia realizzata con l'asta orizzontale metallica che sporge dai frontali per andare a filo con le fiancate e il top. Dall'altro, i pannelli laterali e la base in impiallacciato di legno sono uniti tra di loro e al top tramite tagli angolati, ottenendo così un unico blocco continuo. Il top è in pietra naturale e vi si può inserire un lavabo sottopiano in ceramica (Sotto Box) o realizzato nella stessa pietra naturale. La composizione è corredata dallo specchio dalla cornice con finitura cromata lucida.

Консоль для ванной комнаты, изготовленная из обработанного натурального дубового шпона, который придает композиции эффект стиля рустик.

Компактная консоль имеет два ящика с внутренней отделкой из ламината Metal с текстурой Nadir. Внешне эта консоль отличается двумя основными характеристиками. Во-первых, ее передние панели слегка утоплены, а в качестве ручки служит горизонтальная металлическая линия, которая выступает из этих панелей, достигая уровня боковых частей и столешницы. Во-вторых, боковые панели и основа из деревянного шпона соединяются под углом между собой и со столешницей, образуя единый сплошной блок.

Столешница сделана из натурального камня и может включать встраиваемую снизу умывальную раковину: керамическую (Sotto Box) или изготовленную из того же натурального камня.

Композиция дополняется зеркалом в раме с блестящей хромированной отделкой.



+info p.451





**4617 Points**  
**CENTURY Roble Polvo**

**FINISHES**

**WOOD**

**LEGNO**


**ДЕРЕВО**




Roble Noche R.



Roble Cobre R.



Roble Bronce R.




Roble Sil R.



Roble Alba R.



Roble Carbón R.



Roble Cuero R.



Roble Polvo R.




Roble Puro R.



**GLOSS LACQUER**

**LACCATO LUCIDO**

**ГЛЯНЦЕВЫЙ ЛАК**



Ónix



Cromo




Férreo




Tórtola



Sílice



Bórax




Cuarcita




Pizarra




Grafito



Plomo




Limo




Pérgamon



Alabastro



Porcelana




Negro Emotions




Ocean Blue




Azul Navy



Bottle



Orégano




Cúrcuma




Safrán



Curry



Blanco Snow



Blanco Emotions

## FINISHES

MATT LACQUER

LACCATO OPACO


МАТОВЫЙ ЛАК



Ónix



Cromo



Férreo




Tórtola



Sílice




Bórax




Cuarcita




Pizarra



Grafito



Plomo




Limo




Pérgamon



Alabastro



Porcelana



Negro Emotions



Ocean Blue



Azul Navy




Bottle



Orégano




Cúrcuma




Safrán



Curry



Blanco Snow



Blanco Emotions

WORKTOPS

TOP

СТОЛЕШНИЦЫ



Mármol  
Carrara



G. Negro  
Tanzania M.



Barocco  
Vintage



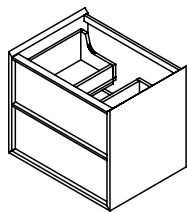
Cheyenne  
Vintage



Amarula  
Vintage

## WASH BASIN UNIT

DEPTH 48CM / 18<sup>7</sup>/<sub>8</sub>"



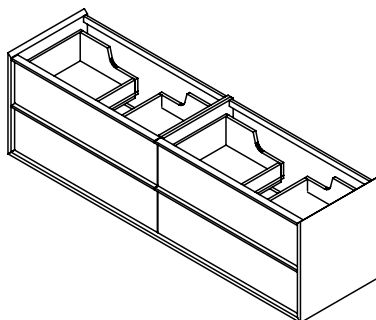
- Wash basin unit.
- Base portalavabo
- Тумбочка под умывальник.



MEASURES	(x $\updownarrow$ x $\leftarrow$ )	FINISHES	KEA	SAP	POINTS
64x55x48 / 25 <sup>1</sup> / <sub>4</sub> x21 <sup>5</sup> / <sub>8</sub> x18 <sup>7</sup> / <sub>8</sub>		Gloss lacquer	G100580046	700025980	2017
		Matt lacquer	G100580045	700025971	1938
		Wood	G100580004	700019851	2461
94x55x48 / 37x21 <sup>5</sup> / <sub>8</sub> x18 <sup>7</sup> / <sub>8</sub>		Gloss lacquer	G100580048	700025961	2242
		Matt lacquer	G100580049	700025951	2149
		Wood	G100580005	700019860	2772
124x55x48 / 48 <sup>7</sup> / <sub>8</sub> x21 <sup>5</sup> / <sub>8</sub> x18 <sup>7</sup> / <sub>8</sub>		Gloss lacquer	G100580042	700025940	2570
		Matt lacquer	G100580043	700025950	2464
		Wood	G100580002	700019840	3070

## WASH BASIN UNIT

DEPTH 48CM / 18<sup>7</sup>/<sub>8</sub>"




- Wash basin unit.
- Base portalavabo
- Тумбочка под умывальник.



MEASURES	(x $\updownarrow$ x $\leftarrow$ )	FINISHES	KEA	SAP	POINTS
BP 184x55x48 / 72 <sup>1</sup> / <sub>2</sub> x21 <sup>5</sup> / <sub>8</sub> x18 <sup>7</sup> / <sub>8</sub>		Gloss lacquer	G100580044	700025960	3939
		Matt lacquer	G100580047	700025970	3802
		Wood	G100580003	700019850	4619

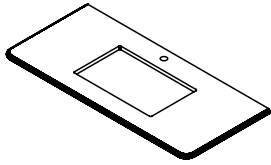
## MIRROR



- Mirror.
- Specchio
- Зеркало.

MEASURES	(x $\updownarrow$ x $\leftarrow$ )	FINISHES	KEA	SAP	POINTS
45x90x2 / 17 <sup>3</sup> / <sub>4</sub> x35 <sup>3</sup> / <sub>8</sub> x0 <sup>3</sup> / <sub>4</sub>		Cromo Brillo	G100580001	100199610	863

## WORKTOP

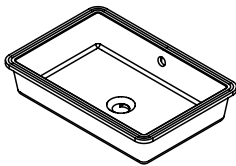


- Worktop.
- Top.
- Столешница.


MEASURES	(  )	FINISHES	KEA	SAP	POINTS
64x2x48,5 / 25 <sup>1/4</sup> x0 <sup>3/4</sup> x19 <sup>1/8</sup>		Mármol Carrara	G773894661		0637
		G. Negro Tanzania M.	G773894637		0766
		Barocco Vintage	G773894659	700002508	0866
		Cheyenne Vintage	G773894658		0866
		Amarula Vintage	G773894660		1009
94x2x48,5 / 37x0 <sup>3/4</sup> x19 <sup>1/8</sup>		Mármol Carrara	G773904661		0722
		G. Negro Tanzania M.	G773904637		0911
		Barocco Vintage	G773904659	700002508	1058
		Cheyenne Vintage	G773904658		1058
		Amarula Vintage	G773904660		1268
124x2x48,5 / 48 <sup>7/8</sup> x0 <sup>3/4</sup> x19 <sup>1/8</sup>		Mármol Carrara	G773914661		0813
		G. Negro Tanzania M.	G773914637		1062
		Barocco Vintage	G773914659	700002508	1256
		Cheyenne Vintage	G773914658		1256
		Amarula Vintage	G773914660		1533
184x2x48,5 / 72 <sup>1/2</sup> x0 <sup>3/4</sup> x19 <sup>1/8</sup>		Mármol Carrara	G773924661		1098
		G. Negro Tanzania M.	G773924637		1467
		Barocco Vintage	G773924659	700002508	1755
		Cheyenne Vintage	G773924658		1755
		Amarula Vintage	G773924660		2166

## SOTTO NOVA

### REQUIRES WORKTOP



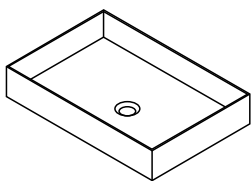
- Ceramic basin. **REQUIRES WORKTOP.**
- Lavabo in ceramica. **RICHIEDE TOP IN.**
- Керамическая раковина. **НУЖДАЕТСЯ В СТОЛЕШНИЦЕ.**

MEASURES	(  )	FINISHES	KEA	SAP	POINTS
50x14,2x34 / 19 <sup>5/8</sup> x5 <sup>5/8</sup> x13 <sup>3/8</sup>		White ceramic	G619000094	100241696	214
62x14,2x34 / 24 <sup>3/8</sup> x5 <sup>5/8</sup> x13 <sup>3/8</sup>			G619000092	100241683	328

## BASIN SLIM

### COUNTERTOP / SOBRE ENCIMERA / VASQUE SUR PLAN

### REQUIRES WORKTOP



- GELCOAT basin. **REQUIRES WORKTOP.**
- Requires for installation valve G619999024 SAP100036254, 68 P.
- Lavabo GELCOAT. **RICHIEDE TOP IN.**
- Richiede valvola G619999024 SAP100036254, 68 P.
- Раковина GELCOAT. **НУЖДАЕТСЯ В СТОЛЕШНИЦЕ.**
- Требуется установка клапана G619999024 SAP100036254, 68 P.

MEASURES	(  )	FINISHES	KEA	SAP	POINTS
50x10x33 / 19 <sup>5/8</sup> x3 <sup>7/8</sup> x13		GELCOAT	G619000081	100221198	475



The interpretation made in inches for the dimensions of the different items shown in the price list has been rounded to 1/8, however for a more accurate measurement please use millimetres or centimetres.

## Edge

<b>EXTERIOR FINISHES</b> FINITURE ESTERNE ОТДЕЛКА ДЛЯ НАРУЖНОГО ИСПОЛЬЗОВАНИЯ	<input type="checkbox"/> Laminate Laminato ЛАМИНАТ	<input type="checkbox"/> Matt lacquer Laccato opaco МАТОВЫЙ ЛАК	<input checked="" type="checkbox"/> Wood veneer Legno ДЕРЕВО
	<input type="checkbox"/> HPL Stratificato СЛОИСТАЯ	<input type="checkbox"/> Gloss lacquer Laccato lucido ГЛЯНЦЕВЫЙ ЛАК	
<b>INTERIOR FINISHES</b> FINITURE INTERNE ОТДЕЛКА ДЛЯ ВНУТРЕННЕГО ИСПОЛЬЗОВАНИЯ	<input type="checkbox"/> Laminate Laminato ЛАМИНАТ	<input type="checkbox"/> Wood veneer Legno ДЕРЕВО	<input checked="" type="checkbox"/> Aluminium+laminated base Alluminio + base in laminato Алюминий + основа из ламината
<b>HANDLES</b> MANIGLIE РУЧКИ	<input type="checkbox"/> Front handle Maniglia frontale a vista Декоративная передняя ручка	<input type="checkbox"/> Integrated metal handle Maniglia metallica integrata Встроенная металлическая ручка	<input type="checkbox"/> Integrated mechanized h. Maniglia integrata ricavata sul bordo Встроенная ручка по краю
	<input checked="" type="checkbox"/> Push handle Maniglia Push РУЧКИ Push		
<b>TYPE OF UNITS</b> TIPI DI MODULI ТИПЫ МОДУЛЕЙ	<input checked="" type="checkbox"/> Compact Compatto Компактная	<input type="checkbox"/> Modular Modulare Модульная	
<b>POSITION</b> POSIZIONE ПОЗИЦИЯ	<input checked="" type="checkbox"/> Wall-mounted Sospeso Подвесная	<input type="checkbox"/> Floor-mounted A terra Напольная	
<b>MEASURES (CM)</b> DIMENSIONI РАЗМЕРЫ	◀ 60 / 90 / 120	▲ 48	◀ 48
	23 <sup>5/8</sup> / 35 <sup>3/8</sup> / 47 <sup>1/4</sup>	18 <sup>7/8</sup>	18 <sup>7/8</sup>
<b>WORKTOP &amp; BASIN OPTIONS</b> OPZIONI TOP E LAVABI ВАРИАНТЫ СТОЛЕШНИЦ И УМЫВАЛЬНЫХ РАКОВИН	<input checked="" type="checkbox"/> Bath serie's worktop / basin Lavabo / top della serie Серийная умывальная раковина / столешница	<input type="checkbox"/> Standard worktops Top standard Стандартные столешницы	<input type="checkbox"/> Worktop + integrated basin Encimera + lavabo integrato Столешница + встроенная умывальная раковина
	<input checked="" type="checkbox"/> Over-mounted basin Lavabo da appoggio Настольная умывальная раковина	<input type="checkbox"/> Under-mounted basin Lavabo sottopiano Умывальная раковина, встраиваемая в столешницу снизу	<input type="checkbox"/> Double basin as option Opzione doppia vasca Вариант с двойной чашей
<b>WORKTOP FINISHES</b> FINITURE TOP ОТДЕЛКА СТОЛЕШНИЦ	<input type="checkbox"/> Krion® worktop Top in KRION® Столешница KRION®	<input type="checkbox"/> Gel Coat worktop Top in Gel Coat Столешница с покрытием гелкоут	<input type="checkbox"/> Natural Stone worktop Top in pietra naturale Столешница из натурального камня.
	<input type="checkbox"/> Glass worktop Top in vetro Столешница из стекла	<input type="checkbox"/> Bath furniture finish worktop Top con la finitura del mobile Столешница с той же отделкой, что и консоль/тумба	
<b>BASIN FINISHES</b> FINITURE LAVABI ОТДЕЛКА УМЫВАЛЬНЫХ РАКОВИН	<input type="checkbox"/> Krion® basin Lavabo in Krion® Умывальная раковина из Krion®	<input type="checkbox"/> Gel Coat basin Lavabo Gelcoat Раковина Gelcoat	<input type="checkbox"/> Ceramic basin Lavabo in ceramica Керамическая умывальная раковина
	<input checked="" type="checkbox"/> Natural Stone basin Lavabo in pietra naturale Умывальная раковина из натурального камня.		
<b>ACCESSORIES</b> ACCESSORI АКСЕССУАРЫ	<input checked="" type="checkbox"/> Mirror Specchio Зеркало	<input type="checkbox"/> Wall-mounted module Modulo sospeso Подвесной модуль	<input type="checkbox"/> Tall cabinet Modulo colonna Высокий шкаф
	<input type="checkbox"/> Upper unit Modulo alto Верхний модуль	<input type="checkbox"/> Organizer Organizzatore Органайзер	<input type="checkbox"/> Shelves Mensola Полка
			<input type="checkbox"/> Accessories Accessori Аксессуары



## edge



edge

A washbasin unit made up of an outer tubular aluminium framework in a Metal finish. This holds a stone washbasin and carved wood veneer unit. This combination of carved wood and stone gives it a Vintage appearance.

There are three possible options in this series: a washbasin unit featuring two drawers, one with a top drawer and a lower shelf, and a third with a shelf at the bottom. It also comes in four different widths: 60, 90 and 120.

The drawers have a Metal laminate lining and Nadir texture.

Rounding it all off is a mirror with the same aluminium surround as the frame of the washbasin unit.

Mobile di bagno composto da una struttura esterna con profilo in alluminio a sezione quadrata con finitura Metal, che ospita il lavabo prodotto in pietra naturale e il mobile, in impiallacciato in legno naturale lavorato. Con l'abbinamento del legno lavorato e della pietra naturale si ottiene un aspetto vintage. Questa serie presenta tre versioni di mobile: con due cassetti oppure con cassetto superiore e ripiano nella parte inferiore e infine con un ripiano nella parte inferiore. Sono disponibili quattro misure da 60, 90 e 120. L'interno del cassetto presenta la finitura in laminato Metal con texture Nadir. La composizione è completata dagli specchi con la cornice realizzata con lo stesso profilo in alluminio che caratterizza il mobile.

Консоль для ванной комнаты включает наружную конструкцию с алюминиевым профилем квадратного сечения, с отделкой Metal, а также встроенную умывальную раковину из натурального камня и компоненты из обработанного натурального деревянного шпона. Такая комбинация обработанного дерева и натурального камня придает всей композиции винтажный вид.

Эта серия допускает три возможных варианта на выбор: один с двумя ящиками, другой с верхним ящиком и полкой в нижней части, третий с полкой в нижней части. Кроме того, имеется четыре размера по ширине: 60, 90 и 120 см.

Внутри ящик отделан ламинатом Metal с текстурой Nadir.

Композиция дополнена зеркалами, рама для которых изготавливается из того же алюминиевого профиля, характерного для всей композиции.





+info p.452

# highline



edge



6753 Points  
EDGE Roble Cuero

**FINISHES**

WOOD

LEGNO


ДЕРЕВО




Roble Noche R.



Roble Cobre R.



Roble Bronce R.




Roble Sil R.



Roble Alba R.



Roble Carbón R.



Roble Cuero R.



Roble Polvo R.



Roble Puro R.



WORKTOPS

TOP

СТОЛЕШНИЦЫ



Mármol Carrara



G. Negro Tanzania M.



Barocco Vintage



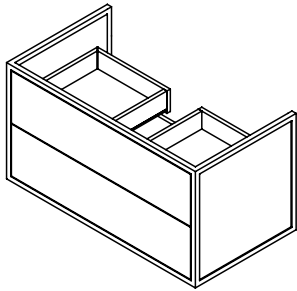
Cheyenne Vintage



Amarula Vintage

## WASH BASIN UNIT BPS-2

DEPTH 48CM / 18<sup>7/8</sup>"



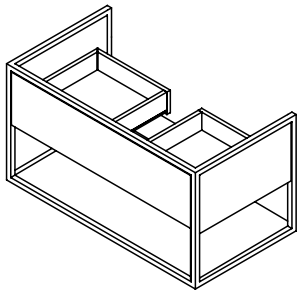
- Wash basin unit.
- Base portalavabo
- Тумбочка под умывальник.



MEASURES	(xx)	FINISHES	KEA	SAP	POINTS
60x48x48	23 <sup>5/8</sup> x18 <sup>7/8</sup> x18 <sup>7/8</sup>	Wood	G100590012	700019863	3459
90x48x48	35 <sup>3/8</sup> x18 <sup>7/8</sup> x18 <sup>7/8</sup>		G100590015	700019845	3767
120x48x48	47 <sup>1/4</sup> x18 <sup>7/8</sup> x18 <sup>7/8</sup>		G100590009	700019843	4042

## WASH BASIN UNIT BPS-1 H

DEPTH 48CM / 18<sup>7/8</sup>"



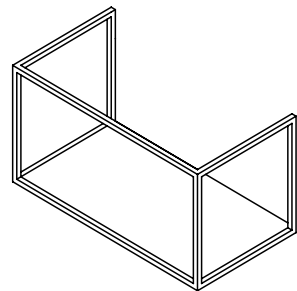
- Wash basin unit.
- Base portalavabo
- Тумбочка под умывальник.



MEASURES	(xx)	FINISHES	KEA	SAP	POINTS
60x48x48	23 <sup>5/8</sup> x18 <sup>7/8</sup> x18 <sup>7/8</sup>	Wood	G100590011	700019871	2856
90x48x48	35 <sup>3/8</sup> x18 <sup>7/8</sup> x18 <sup>7/8</sup>		G100590014	700019855	3166
120x48x48	47 <sup>1/4</sup> x18 <sup>7/8</sup> x18 <sup>7/8</sup>		G100590008	700019854	3448

## WASH BASIN UNIT BPS H

DEPTH 48CM / 18<sup>7/8</sup>"



- Wash basin unit.
- Base portalavabo
- Тумбочка под умывальник.



MEASURES	(xx)	FINISHES	KEA	SAP	POINTS
60x48x48	23 <sup>5/8</sup> x18 <sup>7/8</sup> x18 <sup>7/8</sup>	Wood	G100590010	700019844	1574
90x48x48	35 <sup>3/8</sup> x18 <sup>7/8</sup> x18 <sup>7/8</sup>		G100590013	700019872	1805
120x48x48	47 <sup>1/4</sup> x18 <sup>7/8</sup> x18 <sup>7/8</sup>		G100590007	700019862	2021

## FINISHES:

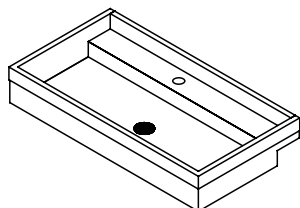
G-1: Mrrol Carrara.

G-2: Granito Negro Tanzania Mate.

G-3: Barocco Vintage, Cheyenne Vintage.

G-4: Amarula Vintage.

## BASIN



-Basin.  
-Requires permanent valve G619999024 SAP100036254.

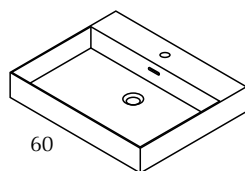
Lavabo.  
-Richiede valvola semplice di scarico libero con tappo coprivalvola G619999024 SAP100036254.

-Раковина.  
-Требуется постоянный клапан G619999024 SAP100036254.

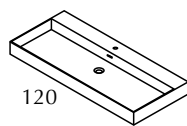
MEASURES	(xx)	BPS	FINISHES	SAP	POINTS
56x14x46 / 22x5 <sup>1/2</sup> x18 <sup>1/8</sup>		60/23 <sup>5/8</sup>	G.1	700023601	1897
			G.2	700023611	2121
			G.3	700023612	2295
			G.4	700023603	2545
86x14x46 / 33 <sup>7/8</sup> x5 <sup>1/2</sup> x18 <sup>1/8</sup>		90/35 <sup>3/8</sup>	G.1	700023605	2066
			G.2	700023592	2384
			G.3	700023594	2632
			G.4	700023581	2986
116x14x46 / 45 <sup>5/8</sup> x5 <sup>1/2</sup> x18 <sup>1/8</sup>		120/47 <sup>1/4</sup>	G.1	700023580	2235
			G.2	700023583	2648
			G.3	700023614	2969
			G.4	700023590	3428
			G.1 2G	700023604	2235
			G.2 2G	700023607	2648
			G.3 2G	700023630	2969
			G.4 2G	700023591	3428

## BASIN SLIM

DEPTH 49CM / 19<sup>1/4</sup>"



60



120



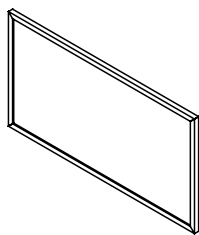
-GELCOAT basin with overflow.  
-Requires for installation valve G619999423 SAP100200010, 72 P.

-Lavabo GELCOAT con troppopieno.  
-Richiede valvola G619999423 SAP100200010, 72 P.

-Раковина GELCOAT с переливом.  
-Требуется установка клапана G619999423 SAP100200010, 72 P.

MEASURES	(xx)	FINISHES	KEA	SAP	POINTS
60x10x49 / 23 <sup>5/8</sup> x3 <sup>7/8</sup> x19 <sup>1/4</sup>		GELCOAT	G619000085	100221199	596
90x10x49 / 35 <sup>3/8</sup> x3 <sup>7/8</sup> x19 <sup>1/4</sup>			G619000080	100221203	765
120x10x49 / 47 <sup>1/4</sup> x3 <sup>7/8</sup> x19 <sup>1/4</sup>			G619000087	100221205	822

## MIRROR



-Mirror.  
-Specchio  
-Зеркало.

MEASURES	()	FINISHES	KEA	SAP	POINTS
60x48x3 / 23 <sup>5/8</sup> x18 <sup>7/8</sup> x1 <sup>1/8</sup>			G100590005	700019870	310
90x48x3 / 35 <sup>3/8</sup> x18 <sup>7/8</sup> x1 <sup>1/8</sup>		Metal	G100590006	700019842	354
120x48x3 / 47 <sup>1/4</sup> x18 <sup>7/8</sup> x1 <sup>1/8</sup>			G100590001	700019852	360

## MIRROR



-Mirror.  
-Specchio  
-Зеркало.

MEASURES	()	FINISHES	KEA	SAP	POINTS
48x60x3 / 18 <sup>7/8</sup> x23 <sup>5/8</sup> x1 <sup>1/8</sup>			G100590003	700019861	310
48x90x3 / 18 <sup>7/8</sup> x35 <sup>3/8</sup> x1 <sup>1/8</sup>		Metal	G100590004	700019853	354
48x120x3 / 18 <sup>7/8</sup> x47 <sup>1/4</sup> x1 <sup>1/8</sup>			G100590002	700019841	360



The interpretation made in inches for the dimensions of the different items shown in the price list has been rounded to 1/8, however for a more accurate measurement please use millimetres or centimetres.

## Icon

<b>EXTERIOR FINISHES</b> FINITURE ESTERNE ОТДЕЛКА ДЛЯ НАРУЖНОГО ИСПОЛЬЗОВАНИЯ	<input type="checkbox"/> Laminate Laminato ЛАМИНАТ	<input checked="" type="checkbox"/> Matt lacquer Laccato opaco МАТОВЫЙ ЛАК	<input checked="" type="checkbox"/> Wood veneer Legno ДЕРЕВО
	<input type="checkbox"/> HPL Stratificato СЛОИСТАЯ	<input checked="" type="checkbox"/> Gloss lacquer Laccato lucido ГЛЯНЦЕВЫЙ ЛАК	
<b>INTERIOR FINISHES</b> FINITURE INTERNE ОТДЕЛКА ДЛЯ ВНУТРЕННЕГО ИСПОЛЬЗОВАНИЯ	<input type="checkbox"/> Laminate Laminato ЛАМИНАТ	<input type="checkbox"/> Wood veneer Legno ДЕРЕВО	<input checked="" type="checkbox"/> Aluminium+laminated base Alluminio + base in laminato Алюминий + основа из ламината
	<input type="checkbox"/> Front handle Maniglia frontale a vista Декоративная передняя ручка	<input type="checkbox"/> Integrated metal handle Maniglia metallica integrata Встроенная металлическая ручка	<input checked="" type="checkbox"/> Integrated mechanized h. Maniglia integrata ricavata sul bordo Встроенная ручка по краю
<b>HANDLES</b> MANIGLIE РУЧКИ	<input type="checkbox"/> Push handle Maniglia Push РУЧКИ Push		
<b>TYPE OF UNITS</b> TIPI DI MODULI ТИПЫ МОДУЛЕЙ	<input checked="" type="checkbox"/> Compact Compatto Компактная	<input checked="" type="checkbox"/> Modular Modulare Модульная	
<b>POSITION</b> POSIZIONE ПОЗИЦИЯ	<input checked="" type="checkbox"/> Wall-mounted Sospeso Подвесная	<input checked="" type="checkbox"/> Floor-mounted A terra Напольная	
<b>MEASURES (CM)</b> DIMENSIONI РАЗМЕРЫ	◀ 60 / 90 / 120 23 <sup>5/8</sup> / 35 <sup>3/8</sup> / 47 <sup>1/4</sup>	▲ 25 / 66 / 47 9 <sup>7/8</sup> / 26 / 18 <sup>1/2</sup>	↘ 47 18 <sup>1/2</sup>
<b>WORKTOP &amp; BASIN OPTIONS</b> OPZIONI TOP E LAVABI ВАРИАНТЫ СТОЛЕШНИЦ И УМЫВАЛЬНЫХ РАКОВИН	<input checked="" type="checkbox"/> Bath serie's worktop / basin Lavabo / top della serie Серийная умывальная раковина / столешница	<input type="checkbox"/> Standard worktops Top standard Стандартные столешницы	<input type="checkbox"/> Worktop + integrated basin Encimera + lavabo integrato Столешница + встроенная умывальная раковина
	<input checked="" type="checkbox"/> Over-mounted basin Lavabo da appoggio Настольная умывальная раковина	<input type="checkbox"/> Under-mounted basin Lavabo sottopiano Умывальная раковина, встраиваемая в столешницу снизу	<input type="checkbox"/> Double basin as option Opzione doppia vasca Вариант с двойной чашей
<b>WORKTOP FINISHES</b> FINITURE TOP ОТДЕЛКА СТОЛЕШНИЦ	<input type="checkbox"/> Krion® worktop Top in KRION® Столешница KRION®	<input type="checkbox"/> Gel Coat worktop Top in Gel Coat Столешница с покрытием гелькоут	<input type="checkbox"/> Natural Stone worktop Top in pietra naturale Столешница из натурального камня.
	<input type="checkbox"/> Glass worktop Top in vetro Столешница из стекла	<input type="checkbox"/> Bath furniture finish worktop Top con la finitura del mobile Столешница с той же отделкой, что и консоль/тумба	
<b>BASIN FINISHES</b> FINITURE LAVABI ОТДЕЛКА УМЫВАЛЬНЫХ РАКОВИН	<input type="checkbox"/> Krion® basin Lavabo in Krion® Умывальная раковина из Krion®	<input type="checkbox"/> Gel Coat basin Lavabo Gelcoat Раковина Gelcoat	<input type="checkbox"/> Ceramic basin Lavabo in ceramica Керамическая умывальная раковина
	<input checked="" type="checkbox"/> Natural Stone basin Lavabo in pietra naturale Умывальная раковина из натурального камня.		
<b>ACCESSORIES</b> ACCESSORI АКСЕССУАРЫ	<input checked="" type="checkbox"/> Mirror Specchio Зеркало	<input checked="" type="checkbox"/> Wall-mounted module Modulo sospeso Подвесной модуль	<input checked="" type="checkbox"/> Tall cabinet Modulo colonna Высокий шкаф
	<input checked="" type="checkbox"/> Upper unit Modulo alto Верхний модуль	<input type="checkbox"/> Organizer Organizzatore Органайзер	<input type="checkbox"/> Shelves Mensola Полка
			<input checked="" type="checkbox"/> Accessories Accessori Аксессуары



## icon



icon

Icon is a bathroom unit with a natural oak wood strip veneer, specially treated to bring out the depth of the wood grain.

The drawer features an integrated J-shaped pull machined in the front, and the sides come in an exclusive coloured finish, specially created for Gamadecor. The accessories and mirror are made of aluminium and come in the same finish as the drawer sides.

Il mobile Icon è realizzato in impiallacciato di rovere naturale a listoni, sottoposto a un processo supplementare di lavorazione per donare una maggiore intensità alla profondità delle venature.

Il cassetto presenta la maniglia integrata e ricavata nel frontale con profilo a J.

I lati del cassetto sono finiti con un colore esclusivo per Gamadecor.

Gli accessori e lo specchio sono realizzati in alluminio e nella stessa finitura della parte laterale del cassetto.

Мебель Icon изготовлена из полос натурального дубового шпона, прошедшего дополнительную обработку, которая подчеркивает глубину жилок.

У ящика нет ручки в традиционном понимании этого слова: она встроена в переднюю панель в виде J-образного профиля.

Отделка боковых частей ящика имеет эксклюзивную расцветку, выполненную для Gamadecor.

Аксессуары и зеркало изготовлены из алюминия и отделаны так же, как и боковая часть ящика.



+




+



+info p.452

5561 Points  
**ICON roble carbón**


# highline



7774 Points  
ICON roble carbón

+info p.452

icon



6156 Points  
ICON roble polvo

+info p.452

## FINISHES

WOOD

LEGNO


ДЕРЕВО




Roble Noche R.



Roble Cobre R.



Roble Bronce R.




Roble Sil R.



Roble Alba R.



Roble Carbón R.



Roble Cuero R.



Roble Polvo R.



Roble Puro R.



GLOSS LACQUER

LACCATO LUCIDO


ГЛЯНЦЕВЫЙ ЛАК



Ónix



Cromo




Férreo




Tórtola



Sílice




Bórax




Cuarcita




Pizarra




Grafito




Plomo



Limo



Pérgamon



Alabastro



Porcelana



Negro Emotions




Ocean Blue



Azul Navy



Bottle



Orégano




Cúrcuma




Safrán



Curry



Blanco Snow



Blanco Emotions

## FINISHES


MATT LACQUER

LACCATO OPACO


МАТОВЫЙ ЛАК



Ónix



Cromo




Férreo




Tórtola



Sílice



Bórax



Cuarcita




Pizarra




Grafito




Plomo




Limo



Pérgamon



Alabastro



Porcelana



Negro Emotions



Ocean Blue



Azul Navy




Bottle



Orégano



Cúrcuma




Safrán



Curry



Blanco Snow



Blanco Emotions

WORKTOPS

TOP

СТОЛЕШНИЦЫ



Granito  
Cheyenne



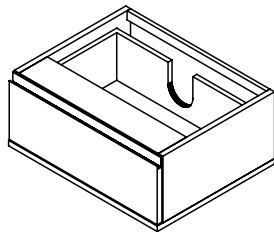
Granito Len



Granito  
Mac

## WASH BASIN UNIT BPS-1

DEPTH 47,4CM / 18<sup>5/8</sup>"



Wash basin unit.

Basi portalavabo

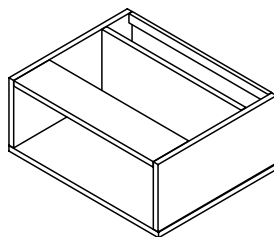
Тумбочка под умывальник.



MEASURES	()	FINISHES	KEA	SAP	POINTS
60x25,2x47,4 / 23 <sup>5/8</sup> x9 <sup>7/8</sup> x18 <sup>5/8</sup>		Gloss lacquer	G100540015	700018726	1105
		Matt lacquer	G100540009	700018713	998
		Wood	G100540001	700018700	1515
90x25,2x47,4 / 35 <sup>3/8</sup> x9 <sup>7/8</sup> x18 <sup>5/8</sup>		Gloss lacquer	G100540022	700018727	1255
		Matt lacquer	G100540023	700018714	1123
		Wood	G100540002	700018701	1765
120x25,2x47,4 / 47 <sup>1/4</sup> x9 <sup>7/8</sup> x18 <sup>5/8</sup>		Gloss lacquer	G100540028	700018728	1404
		Matt lacquer	G100540036	700018715	1245
		Wood	G100540017	700018702	1997

## WASH BASIN UNIT BPS-H

DEPTH 47,4CM / 18<sup>5/8</sup>"



Wash basin unit.

Basi portalavabo

Тумбочка под умывальник.

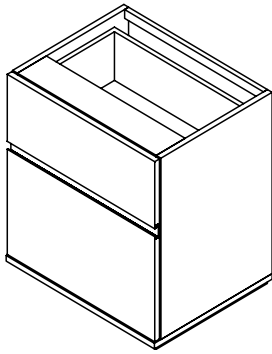


MEASURES	()	FINISHES	KEA	SAP	POINTS
60x25,2x47,4 / 23 <sup>5/8</sup> x9 <sup>7/8</sup> x18 <sup>5/8</sup>		Gloss lacquer	G100540035	700018729	775
		Matt lacquer	G100540004	700018716	665
		Wood	G100540025	700018703	1182
90x25,2x47,4 / 35 <sup>3/8</sup> x9 <sup>7/8</sup> x18 <sup>5/8</sup>		Gloss lacquer	G100540011	700018730	883
		Matt lacquer	G100540029	700018717	753
		Wood	G100540006	700018704	1385
120x25,2x47,4 / 47 <sup>1/4</sup> x9 <sup>7/8</sup> x18 <sup>5/8</sup>		Gloss lacquer	G100540030	700018731	1001
		Matt lacquer	G100540021	700018718	844
		Wood	G100540003	700018705	1565



## WASH BASIN UNIT BPT

DEPTH 47,4CM / 18<sup>5/8"</sup>



Wash basin unit.

Basi portalavabo

Тумбочка под умывальник.

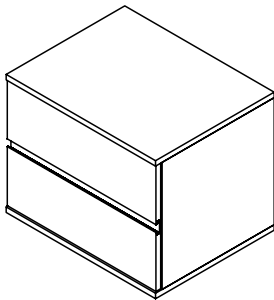


MEASURES		FINISHES	KEA	SAP	POINTS
60x66,2x47,4 / 23 <sup>5/8</sup> x26 <sup>1/8</sup> x18 <sup>5/8</sup>		Gloss lacquer	G100540014	700018732	1730
		Matt lacquer	G100540007	700018719	1554
		Wood	G100540027	700018706	2376
90x66,2x47,4 / 35 <sup>3/8</sup> x26 <sup>1/8</sup> x18 <sup>5/8</sup>		Gloss lacquer	G100540020	700018733	1967
		Matt lacquer	G100540024	700018720	1759
		Wood	G100540010	700018707	2781
120x66,2x47,4 / 47 <sup>1/4</sup> x26 <sup>1/8</sup> x18 <sup>5/8</sup>		Gloss lacquer	G100540033	700018734	2199
		Matt lacquer	G100540018	700018721	1957
		Wood	G100540005	700018708	3150

BP

## FREESTANDING UNIT MS-2

DEPTH 47,2CM / 18<sup>5/8"</sup>



Wallmounted unit.

Modulo sospeso

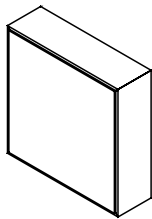
Тумба для ванной, монтируемая на стену.

MEASURES		FINISHES	KEA	SAP	POINTS
45x47,8x47,2 / 17 <sup>3/4</sup> x18 <sup>7/8</sup> x18 <sup>5/8</sup>		Gloss lacquer	G100540038	700018735	1533
		Matt lacquer	G100540034	700018722	1354
		Wood	G100540012	700018709	2099
60x47,8x47,2 / 23 <sup>5/8</sup> x18 <sup>7/8</sup> x18 <sup>5/8</sup>		Gloss lacquer	G100540037	700018736	1649
		Matt lacquer	G100540013	700018723	1450
		Wood	G100540026	700018710	2316
90x47,8x47,2 / 35 <sup>3/8</sup> x18 <sup>7/8</sup> x18 <sup>5/8</sup>		Gloss lacquer	G100540032	700018737	1934
		Matt lacquer	G100540019	700018724	1685
		Wood	G100540016	700018711	2773
120x47,8x47,2 / 47 <sup>1/4</sup> x18 <sup>7/8</sup> x18 <sup>5/8</sup>		Gloss lacquer	G100540008	700018738	2215
		Matt lacquer	G100540039	700018725	1913
		Wood	G100540031	700018712	3195


MS



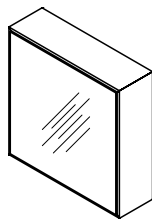
## WALL UNIT




Wall unit with door.  
Modulo pensile con anta.  
Верхний блок с дверцей.

MEASURES	(  )	FINISHES	KEA	SAP	POINTS
45x48x18 / 17 <sup>3/4</sup> x18 <sup>7/8</sup> x7 <sup>1/8</sup>		Metal / Gloss lacquer	G100510204	700015278	708
		Metal / Matt lacquer	G100510236	700015279	688
		Metal / Wood	G100540086	700018640	850
		Inox / Gloss lacquer	G100510270	700015354	851
		Inox / Matt lacquer	G100510352	700015355	830
		Inox / Wood	G100540118	700018661	994
45x60x18 / 17 <sup>3/4</sup> x23 <sup>5/8</sup> x7 <sup>1/8</sup>		Metal / Gloss lacquer	G100510221	700015294	767
		Metal / Matt lacquer	G100510102	700015296	742
		Metal / Wood	G100540073	700018642	913
		Inox / Gloss lacquer	G100510240	700015370	924
		Inox / Matt lacquer	G100510198	700015372	900
		Inox / Wood	G100540103	700018663	1071
60x60x18 / 23 <sup>5/8</sup> x23 <sup>5/8</sup> x7 <sup>1/8</sup>		Metal / Gloss lacquer	G100510154	700015295	859
		Metal / Matt lacquer	G100510356	700015420	828
		Metal / Wood	G100540058	700018645	1037
		Inox / Gloss lacquer	G100510329	700015371	1044
		Inox / Matt lacquer	G100510325	700015373	1013
		Inox / Wood	G100540089	700018666	1224

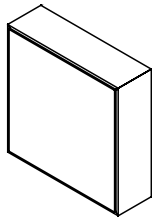
## WALL UNIT / MIRROR



Wall unit with door. / Mirror.  
Modulo pensile con anta / Specchio.  
Верхний блок с дверцей. / Зеркало.

MEASURES	(  )	FINISHES	KEA	SAP	POINTS
45x48x18 / 17 <sup>3/4</sup> x18 <sup>7/8</sup> x7 <sup>1/8</sup>		Metal / Mirror	G100510416	700018270	527
		Inox / Mirror	G100510415	700018262	677
45x60x18 / 17 <sup>3/4</sup> x23 <sup>5/8</sup> x7 <sup>1/8</sup>		Metal / Mirror	G100510420	700018290	544
		Inox / Mirror	G100510419	700018280	709
60x60x18 / 23 <sup>5/8</sup> x23 <sup>5/8</sup> x7 <sup>1/8</sup>		Metal / Mirror	G100510426	700018274	621
		Inox / Mirror	G100510425	700018265	748


## WALL UNIT



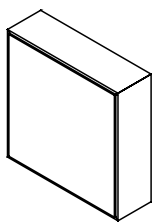
Wall unit with door.

Modulo pensile con anta.


Верхний блок с дверцей.

MEASURES	(  )	FINISHES	KEA	SAP	POINTS
45x48x18 / 17 <sup>3/4</sup> x18 <sup>7/8</sup> x7 <sup>1/8</sup>		Metal / Gloss lacquer	G100510302	700015284	732
		Metal / Matt lacquer	G100510245	700015288	712
		Metal / Wood	G100540056	700018641	902
		Inox / Gloss lacquer	G100510316	700015360	875
		Inox / Matt lacquer	G100510278	700015364	855
		Inox / Wood	G100540112	700018662	1046
60x48x18 / 23 <sup>5/8</sup> x18 <sup>7/8</sup> x7 <sup>1/8</sup>		Metal / Gloss lacquer	G100510331	700015285	815
		Metal / Matt lacquer	G100510101	700015289	789
		Metal / Wood	G100540075	700018644	1003
		Inox / Gloss lacquer	G100510257	700015361	986
		Inox / Matt lacquer	G100510330	700015365	960
		Inox / Wood	G100540093	700018665	1175
90x48x18 / 35 <sup>3/8</sup> x18 <sup>7/8</sup> x7 <sup>1/8</sup>		Metal / Gloss lacquer	G100510285	700015286	992
		Metal / Matt lacquer	G100510296	700015290	956
		Metal / Wood	G100540051	700018647	1237
		Inox / Gloss lacquer	G100510298	700015362	1219
		Inox / Matt lacquer	G100510223	700015366	1182
		Inox / Wood	G100540076	700018668	1464
120x48x18 / 47 <sup>1/4</sup> x18 <sup>7/8</sup> x7 <sup>1/8</sup>		Metal / Gloss lacquer	G100510211	700015287	1170
		Metal / Matt lacquer	G100510286	700015291	1122
		Metal / Wood	G100540063	700018628	1437
		Inox / Gloss lacquer	G100510320	700015363	1451
		Inox / Matt lacquer	G100510349	700015367	1404
		Inox / Wood	G100540061	700018649	1720

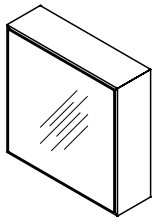
## WALL UNIT




Wall unit with door.  
Modulo pensile con anta.  
Верхний блок с дверцей.

MEASURES	(  )	FINISHES	KEA	SAP	POINTS
45x60x18 / 17 <sup>3/4</sup> x23 <sup>5/8</sup> x7 <sup>1/8</sup>		Metal / Gloss lacquer	G100510061	700015300	806
		Metal / Matt lacquer	G100510219	700015303	781
		Metal / Wood	G100540045	700018643	994
		Inox / Gloss lacquer	G100510162	700015377	964
		Inox / Matt lacquer	G100510161	700015380	939
		Inox / Wood	G100540116	700018664	1143
60x60x18 / 23 <sup>5/8</sup> x23 <sup>5/8</sup> x7 <sup>1/8</sup>		Metal / Gloss lacquer	G100510301	700015301	898
		Metal / Matt lacquer	G100510167	700015304	867
		Metal / Wood	G100540047	700018646	1122
		Inox / Gloss lacquer	G100510333	700015378	1084
		Inox / Matt lacquer	G100510290	700015381	1052
		Inox / Wood	G100540114	700018667	1298
90x60x18 / 35 <sup>3/8</sup> x23 <sup>5/8</sup> x7 <sup>1/8</sup>		Metal / Gloss lacquer	G100510350	700015302	1086
		Metal / Matt lacquer	G100510342	700015305	1041
		Metal / Wood	G100540082	700018648	1350
		Inox / Gloss lacquer	G100510345	700015379	1327
		Inox / Matt lacquer	G100510338	700015382	1282
		Inox / Wood	G100540113	700018669	1580

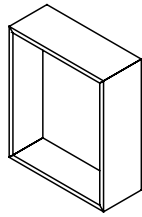
## WALL UNIT / MIRROR




Wall unit with door. / Mirror.  
Modulo pensile con anta / Specchio.  
Верхний блок с дверцей. / Зеркало.

MEASURES	(  )	FINISHES	KEA	SAP	POINTS
45x48x18 / 17 <sup>3/4</sup> x18 <sup>7/8</sup> x7 <sup>1/8</sup>		Metal / Mirror	G100510418	700018263	593
		Inox / Mirror	G100510417	700018271	742
60x48x18 / 23 <sup>5/8</sup> x18 <sup>7/8</sup> x7 <sup>1/8</sup>		Metal / Mirror	G100510424	700018264	624
		Inox / Mirror	G100510423	700018281	802
90x48x18 / 35 <sup>3/8</sup> x18 <sup>7/8</sup> x7 <sup>1/8</sup>		Metal / Mirror	G100510430	700018275	711
		Inox / Mirror	G100510429	700018283	947
120x48x18 / 47 <sup>1/4</sup> x18 <sup>7/8</sup> x7 <sup>1/8</sup>		Metal / Mirror	G100510413	700018261	785
		Inox / Mirror	G100510414	700018260	1079
45x60x18 / 17 <sup>3/4</sup> x23 <sup>5/8</sup> x7 <sup>1/8</sup>		Metal / Mirror	G100510422	700018273	630
		Inox / Mirror	G100510421	700018272	795
60x60x18 / 23 <sup>5/8</sup> x23 <sup>5/8</sup> x7 <sup>1/8</sup>		Metal / Mirror	G100510428	700018282	708
		Inox / Mirror	G100510427	700018266	902
90x60x18 / 35 <sup>3/8</sup> x23 <sup>5/8</sup> x7 <sup>1/8</sup>		Metal / Mirror	G100510432	700018284	739
		Inox / Mirror	G100510431	700018276	990

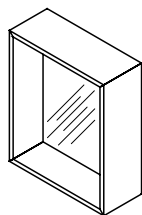
## SHELF



Shelf.  
Ripiano.  
Полка.

MEASURES	(  )	FINISHES	KEA	SAP	POINTS
45x36x12 / 17 <sup>3/4</sup> x14 <sup>1/8</sup> x4 <sup>3/4</sup>		Metal / Gloss lacquer	G100510230	700015228	285
		Metal / Matt lacquer	G100510146	700015230	265
		Metal / Wood	G100540098	700018638	428
		Inox / Gloss lacquer	G100510216	700015316	347
		Inox / Matt lacquer	G100510308	700015318	324
		Inox / Wood	G100540108	700018659	489
45x48x12 / 17 <sup>3/4</sup> x18 <sup>7/8</sup> x4 <sup>3/4</sup>		Metal / Gloss lacquer	G100510074	700015229	318
		Metal / Matt lacquer	G100510107	700015231	294
		Metal / Wood	G100540060	700018639	478
		Inox / Gloss lacquer	G100510187	700015317	389
		Inox / Matt lacquer	G100510227	700015319	363
		Inox / Wood	G100540091	700018660	547

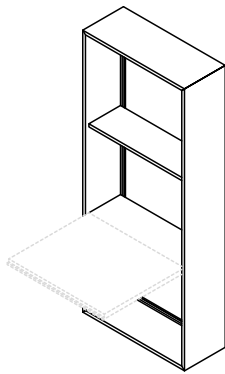
## SHELF / MIRROR



Shelf / Mirror.  
Ripiano / Specchio.  
Полка / Зеркало.

MEASURES ()	FINISHES	KEA	SAP	POINTS
45x36x9 / 17 <sup>3/4</sup> x14 <sup>1/8</sup> x3 <sup>1/2</sup>	Metal / Mirror	G100510225	700015218	205
	Inox / Mirror	G100510272	700015306	243
60x36x9 / 23 <sup>5/8</sup> x14 <sup>1/8</sup> x3 <sup>1/2</sup>	Metal / Mirror	G100510067	700015219	223
	Inox / Mirror	G100510251	700015307	270
90x36x9 / 35 <sup>3/8</sup> x14 <sup>1/8</sup> x3 <sup>1/2</sup>	Metal / Mirror	G100510400	100160323	268
	Inox / Mirror	G100510259	700015308	330
120x36x9 / 47 <sup>1/4</sup> x14 <sup>1/8</sup> x3 <sup>1/2</sup>	Metal / Mirror	G100510007	700015221	309
	Inox / Mirror	G100510403	100160314	385
45x48x9 / 17 <sup>3/4</sup> x18 <sup>7/8</sup> x3 <sup>1/2</sup>	Metal / Mirror	G100510191	700015222	220
	Inox / Mirror	G100510288	700015310	266
60x48x9 / 23 <sup>5/8</sup> x18 <sup>7/8</sup> x3 <sup>1/2</sup>	Metal / Mirror	G100510078	700015223	242
	Inox / Mirror	G100510303	700015311	295
90x48x9 / 35 <sup>3/8</sup> x18 <sup>7/8</sup> x3 <sup>1/2</sup>	Metal / Mirror	G100510116	700015224	292
	Inox / Mirror	G100510291	700015312	360
120x48x9 / 47 <sup>1/4</sup> x18 <sup>7/8</sup> x3 <sup>1/2</sup>	Metal / Mirror	G100510117	700015225	336
	Inox / Mirror	G100510267	700015313	419

## TALL CABINET MSC-3 WITHOUT FRONT



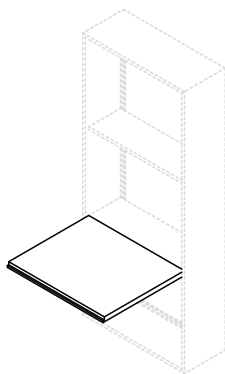
Tall cabinet. Front is required.

Colonna. Bisogna antina.

Высокий шкаф. Нуждается в фасаде.

MEASURES	(xxx)	FINISHES	KEA	SAP	POINTS
30x108x18 / 11 <sup>3/4</sup> x42 <sup>1/2</sup> x7 <sup>1/8</sup>		Metal / Gloss lacquer	G100510026	700015238	640
		Metal / Matt lacquer	G100510119	700015240	599
		Metal / Wood	G100540046	700018630	849
		Inox / Gloss lacquer	G100510315	700015326	836
		Inox / Matt lacquer	G100510136	700015328	788
		Inox / Wood	G100540097	700018651	1039
45x108x18 / 17 <sup>3/4</sup> x42 <sup>1/2</sup> x7 <sup>1/8</sup>		Metal / Gloss lacquer	G100510243	700015239	733
		Metal / Matt lacquer	G100510210	700015241	668
		Metal / Wood	G100540115	700018634	1004
		Inox / Gloss lacquer	G100510229	700015327	944
		Inox / Matt lacquer	G100510115	700015329	885
		Inox / Wood	G100540071	700018655	1222

## TALL CABINET FRONT MSC-3



Column Front.

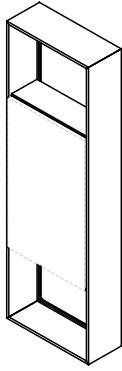
Porta colonna

Фасад высокого шкафа.

MEASURES	(xxx)	FINISHES	KEA	SAP	POINTS
30x36x2 / 11 <sup>3/4</sup> x14 <sup>1/8</sup> x0 <sup>3/4</sup>		Gloss lacquer	G100510120	700015244	385
		Matt lacquer	G100510305	700015246	359
		Wood	G100540084	700018624	459
45x36x2 / 17 <sup>3/4</sup> x14 <sup>1/8</sup> x0 <sup>3/4</sup>		Gloss lacquer	G100510256	700015245	426
		Matt lacquer	G100510002	700015247	397
		Wood	G100540068	700018625	541



## TALL CABINET MSC-2 WITHOUT FRONT



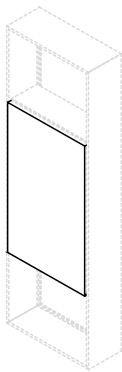
Tall cabinet. Front is required.

Colonna. Bisogna antina.

Высокий шкаф. Нуждается в фасаде.

MEASURES	()	FINISHES	KEA	SAP	POINTS
30x144x18 / 11 <sup>3/4</sup> x56 <sup>3/4</sup> x7 <sup>1/8</sup>		Metal / Gloss lacquer	G100510217	700015250	808
		Metal / Matt lacquer	G100510313	700015252	757
		Metal / Wood	G100540062	700018633	1106
		Inox / Gloss lacquer	G100510299	700015332	1090
		Inox / Matt lacquer	G100510328	700015334	1028
		Inox / Wood	G100540109	700018654	1378
45x144x18 / 17 <sup>3/4</sup> x56 <sup>3/4</sup> x7 <sup>1/8</sup>		Metal / Gloss lacquer	G100510235	700015251	912
		Metal / Matt lacquer	G100510054	700015253	848
		Metal / Wood	G100540107	700018637	1325
		Inox / Gloss lacquer	G100510354	700015333	1242
		Inox / Matt lacquer	G100510311	700015335	1165
		Inox / Wood	G100540099	700018658	1643

## TALL CABINET FRONT MSC-2




Column Front.

Porta colonna

Фасад высокого шкафа.

MEASURES	()	FINISHES	KEA	SAP	POINTS
30x73x2 / 11 <sup>3/4</sup> x28 <sup>3/4</sup> x0 <sup>3/4</sup>		Gloss lacquer	G100510165	700015256	301
		Matt lacquer	G100510263	700015258	280
		Wood	G100540072	700018626	357
45x73x2 / 17 <sup>3/4</sup> x28 <sup>3/4</sup> x0 <sup>3/4</sup>		Gloss lacquer	G100510300	700015257	362
		Matt lacquer	G100510160	700015259	332
		Wood	G100540110	700018627	456

## TALL CABINET MSC



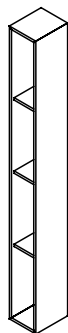
Tall cabinet push-to-open.

Colonna apertura Push.

Высокий шкаф с механизмом «нажал-открылось».

MEASURES	(xx)	FINISHES	KEA	SAP	POINTS
30x144x18 / 11 <sup>3/4</sup> x56 <sup>3/4</sup> x7 <sup>1/8</sup>		Metal / Gloss lacquer	G100510273	700015264	1132
		Metal / Matt lacquer	G100510053	700015266	1097
		Inox / Gloss lacquer	G100510147	700015340	1403
		Inox / Matt lacquer	G100510322	700015342	1367
		Metal / Mirror	G100510137	700015260	1188
		Inox / Mirror	G100510353	700015336	1459
45x144x18 / 17 <sup>3/4</sup> x56 <sup>3/4</sup> x7 <sup>1/8</sup>		Metal / Gloss lacquer	G100510086	700015265	1302
		Metal / Matt lacquer	G100510234	700015267	1249
		Inox / Gloss lacquer	G100510341	700015341	1619
		Inox / Matt lacquer	G100510307	700015343	1566
		Metal / Mirror	G100510197	700015261	1284
		Inox / Mirror	G100510324	700015337	1601

## TALL CABINET



Tall cabinet.

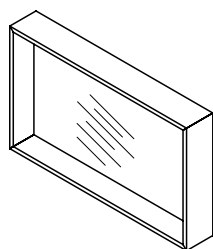
Colonna.

Высокий шкаф.

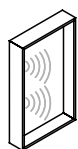
MEASURES	(xx)	FINISHES	KEA	SAP	POINTS
15x144x18 / 5 <sup>7/8</sup> x56 <sup>3/4</sup> x7 <sup>1/8</sup>		Metal / Gloss lacquer	G100510239	700015271	687
		Metal / Matt lacquer	G100510242	700015274	650
		Metal / Wood	G100540050	700018629	874
		Inox / Gloss lacquer	G100510260	700015347	920
		Inox / Matt lacquer	G100510318	700015350	874
		Inox / Wood	G100540057	700018650	1100
30x144x18 / 11 <sup>3/4</sup> x56 <sup>3/4</sup> x7 <sup>1/8</sup>		Metal / Gloss lacquer	G100510268	700015272	792
		Metal / Matt lacquer	G100510152	700015275	742
		Metal / Wood	G100540083	700018631	1095
		Inox / Gloss lacquer	G100510346	700015348	1074
		Inox / Matt lacquer	G100510252	700015351	1012
		Inox / Wood	G100540078	700018652	1366
45x144x18 / 17 <sup>3/4</sup> x56 <sup>3/4</sup> x7 <sup>1/8</sup>		Metal / Gloss lacquer	G100510347	700015273	914
		Metal / Matt lacquer	G100510208	700015276	833
		Metal / Wood	G100540064	700018635	1315
		Inox / Gloss lacquer	G100510275	700015349	1226
		Inox / Matt lacquer	G100510335	700015352	1150
		Inox / Wood	G100540105	700018656	1633

## MIRROR WITH LIGHT

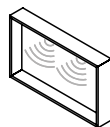
DEPTH 9CM / 3<sup>1/2"</sup>



Mirror with light.  
Specchio con illuminazione.  
Зеркало с подсветкой.



Light SX.



Light N.

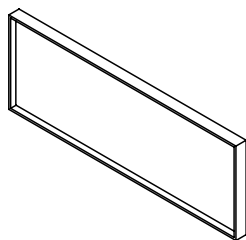


Light DX.

MEASURES	(  )	FINISHES	KEA	SAP	POINTS
60x36x9 / 23 <sup>5/8</sup> x14 <sup>1/8</sup> x3 <sup>1/2</sup>			G100560014	700019730	685
90x36x9 / 35 <sup>3/8</sup> x14 <sup>1/8</sup> x3 <sup>1/2</sup>		Metal	G100560037	700019731	752
120x36x9 / 47 <sup>1/4</sup> x14 <sup>1/8</sup> x3 <sup>1/2</sup>			G100560021	700019732	823
60x48x9 / 23 <sup>5/8</sup> x18 <sup>7/8</sup> x3 <sup>1/2</sup>			G100560022	700019736	699
90x48x9 / 35 <sup>3/8</sup> x18 <sup>7/8</sup> x3 <sup>1/2</sup>		Metal	G100560034	700019737	773
120x48x9 / 47 <sup>1/4</sup> x18 <sup>7/8</sup> x3 <sup>1/2</sup>			G100560029	700019738	846
60x60x9 / 23 <sup>5/8</sup> x23 <sup>5/8</sup> x3 <sup>1/2</sup>			G100560026	700019742	728
90x60x9 / 35 <sup>3/8</sup> x23 <sup>5/8</sup> x3 <sup>1/2</sup>		Metal	G100560018	700019743	793
120x60x9 / 47 <sup>1/4</sup> x23 <sup>5/8</sup> x3 <sup>1/2</sup>			G100560028	700019744	871

## MIRROR CICLO

DEPTH 4,5CM / 1<sup>3</sup>/<sub>4</sub>"

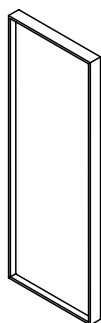


Mirror.  
Specchio  
Зеркало.

MEASURES (x x x)	FINISHES	KEA	SAP	POINTS
60x36x4,5 / 23 <sup>5</sup> / <sub>8</sub> x14 <sup>1</sup> / <sub>8</sub> x1 <sup>3</sup> / <sub>4</sub>	Metal	G100500131	100138790	217
90x36x4,5 / 35 <sup>3</sup> / <sub>8</sub> x14 <sup>1</sup> / <sub>8</sub> x1 <sup>3</sup> / <sub>4</sub>	Metal	G100500140	100138792	260
120x36x4,5 / 47 <sup>1</sup> / <sub>4</sub> x14 <sup>1</sup> / <sub>8</sub> x1 <sup>3</sup> / <sub>4</sub>	Metal	G100500137	100138774	305
150x36x4,5 / 59x14 <sup>1</sup> / <sub>8</sub> x1 <sup>3</sup> / <sub>4</sub>	Metal	G100500136	100138776	356
180x36x4,5 / 70 <sup>7</sup> / <sub>8</sub> x14 <sup>1</sup> / <sub>8</sub> x1 <sup>3</sup> / <sub>4</sub>	Metal	G100500134	100138778	407
60x48x4,5 / 23 <sup>5</sup> / <sub>8</sub> x18 <sup>7</sup> / <sub>8</sub> x1 <sup>3</sup> / <sub>4</sub>	Metal	G100500139	100138791	241
90x48x4,5 / 35 <sup>3</sup> / <sub>8</sub> x18 <sup>7</sup> / <sub>8</sub> x1 <sup>3</sup> / <sub>4</sub>	Metal	G100500132	100138793	291
120x48x4,5 / 47 <sup>1</sup> / <sub>4</sub> x18 <sup>7</sup> / <sub>8</sub> x1 <sup>3</sup> / <sub>4</sub>	Metal	G100500133	100138775	344
150x48x4,5 / 59x18 <sup>7</sup> / <sub>8</sub> x1 <sup>3</sup> / <sub>4</sub>	Metal	G100500138	100138777	401
180x48x4,5 / 70 <sup>7</sup> / <sub>8</sub> x18 <sup>7</sup> / <sub>8</sub> x1 <sup>3</sup> / <sub>4</sub>	Metal	G100500135	100138779	458

## MIRROR CICLO

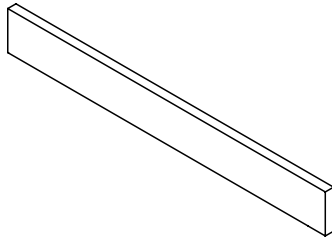
DEPTH 4,5CM / 1<sup>3</sup>/<sub>4</sub>"



Mirror.  
Specchio  
Зеркало.

MEASURES (x x x)	FINISHES	KEA	SAP	POINTS
36x60x4,5 / 14 <sup>1</sup> / <sub>8</sub> x23 <sup>5</sup> / <sub>8</sub> x1 <sup>3</sup> / <sub>4</sub>	Metal	G100500228	100145431	217
36x90x4,5 / 14 <sup>1</sup> / <sub>8</sub> x35 <sup>3</sup> / <sub>8</sub> x1 <sup>3</sup> / <sub>4</sub>	Metal	G100500229	100145432	260
36x120x4,5 / 14 <sup>1</sup> / <sub>8</sub> x47 <sup>1</sup> / <sub>4</sub> x1 <sup>3</sup> / <sub>4</sub>	Metal	G100500221	100145408	305
36x150x4,5 / 14 <sup>1</sup> / <sub>8</sub> x59x1 <sup>3</sup> / <sub>4</sub>	Metal	G100500222	100145409	356
36x180x4,5 / 14 <sup>1</sup> / <sub>8</sub> x70 <sup>7</sup> / <sub>8</sub> x1 <sup>3</sup> / <sub>4</sub>	Metal	G100500223	100145430	407
48x60x4,5 / 18 <sup>7</sup> / <sub>8</sub> x23 <sup>5</sup> / <sub>8</sub> x1 <sup>3</sup> / <sub>4</sub>	Metal	G100500225	100145436	241
48x90x4,5 / 18 <sup>7</sup> / <sub>8</sub> x35 <sup>3</sup> / <sub>8</sub> x1 <sup>3</sup> / <sub>4</sub>	Metal	G100500226	100145437	291
48x120x4,5 / 18 <sup>7</sup> / <sub>8</sub> x47 <sup>1</sup> / <sub>4</sub> x1 <sup>3</sup> / <sub>4</sub>	Metal	G100500224	100145433	344
48x150x4,5 / 18 <sup>7</sup> / <sub>8</sub> x59x1 <sup>3</sup> / <sub>4</sub>	Metal	G100500227	100145434	401
48x180x4,5 / 18 <sup>7</sup> / <sub>8</sub> x70 <sup>7</sup> / <sub>8</sub> x1 <sup>3</sup> / <sub>4</sub>	Metal	G100500230	100145435	458


## ACCESSORY-HOLDER ROD



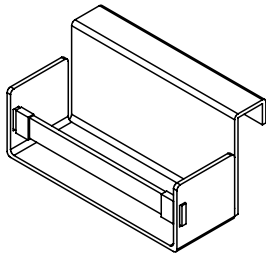
Accessory-holder rod.

Mensola porta accessori.

Стержень-держатель аксессуаров.

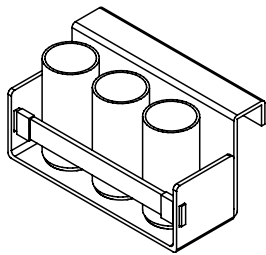
MEASURES	(  )	FINISHES	KEA	SAP	POINTS
60x9x5 / 23 <sup>5/8</sup> x3 <sup>1/2</sup> x2		Gloss lacquer	G100510220	700015390	251
		Matt lacquer	G100510310	700015397	217
		Wood	G100540069	700018622	320
90x9x5 / 35 <sup>3/8</sup> x3 <sup>1/2</sup> x2		Gloss lacquer	G100510351	700015391	312
		Matt lacquer	G100510255	700015398	267
		Wood	G100540048	700018623	403
120x9x5 / 47 <sup>1/4</sup> x3 <sup>1/2</sup> x2		Gloss lacquer	G100510196	700015392	368
		Matt lacquer	G100510306	700015399	319
		Wood	G100540080	700018617	455
150x9x5 / 59x3 <sup>1/2</sup> x2		Gloss lacquer	G100510241	700015393	426
		Matt lacquer	G100510343	700015400	369
		Wood	G100540102	700018618	528
180x9x5 / 70 <sup>7/8</sup> x3 <sup>1/2</sup> x2		Gloss lacquer	G100510282	700015394	475
		Matt lacquer	G100510249	700015401	416
		Wood	G100540100	700018619	579
210x9x5 / 82 <sup>5/8</sup> x3 <sup>1/2</sup> x2		Gloss lacquer	G100510181	700015395	530
		Matt lacquer	G100510334	700015402	463
		Wood	G100540052	700018620	658
240x9x5 / 94 <sup>1/2</sup> x3 <sup>1/2</sup> x2		Gloss lacquer	G100510051	700015396	581
		Matt lacquer	G100510314	700015403	508
		Wood	G100540074	700018621	724

## SHELF



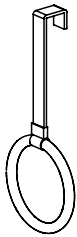
MEASURES		FINISHES	KEA	SAP	POINTS
24x13x12 / 9 <sup>1</sup> / <sub>2</sub> x5 <sup>1</sup> / <sub>8</sub> x4 <sup>3</sup> / <sub>4</sub>		Metal/Leather	G100500002	100136305	181

## SHELF WITH POTS



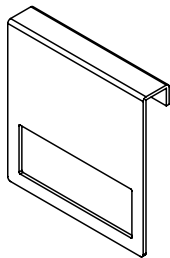
MEASURES		FINISHES	KEA	SAP	POINTS
24x13x12 / 9 <sup>1</sup> / <sub>2</sub> x5 <sup>1</sup> / <sub>8</sub> x4 <sup>3</sup> / <sub>4</sub>		Metal/Krion/Leather	G100500001	100136306	379

## CIRCULAR TOWEL RACK



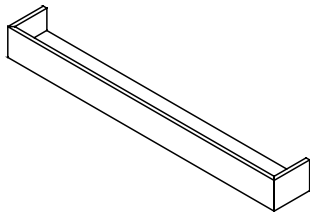
MEASURES		FINISHES	KEA	SAP	POINTS
16x36x4 / 6 <sup>1</sup> / <sub>4</sub> x14 <sup>1</sup> / <sub>8</sub> x1 <sup>5</sup> / <sub>8</sub>		Metal/Leather	G100500028	100136307	117

## FLAT TOWEL RACK



MEASURES		FINISHES	KEA	SAP	POINTS
24x24x3,6 / 9 <sup>1</sup> / <sub>2</sub> x9 <sup>1</sup> / <sub>2</sub> x1 <sup>3</sup> / <sub>8</sub>		Metal	G100500027	100136308	101

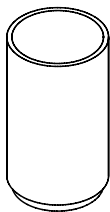
## ACCESSORY-HOLDER SHELF



Accessory-holder shelf.  
Mensola porta accessori.  
Стержень-держатель аксессуаров.

MEASURES		FINISHES	KEA	SAP	POINTS
45x9x12 / 17 <sup>3/4</sup> x3 <sup>1/2</sup> x4 <sup>3/4</sup>		Metal / Krion	G100510435	100176532	190
		Inox / Krion	G100510401	100160320	218
60x9x12 / 23 <sup>5/8</sup> x3 <sup>1/2</sup> x4 <sup>3/4</sup>		Metal / Krion	G100510398	100160321	214
		Inox / Krion	G100510231	700015321	249
90x9x12 / 35 <sup>3/8</sup> x3 <sup>1/2</sup> x4 <sup>3/4</sup>		Metal / Krion	G100510174	700015234	260
		Inox / Krion	G100510214	700015322	310
120x9x12 / 47 <sup>1/4</sup> x3 <sup>1/2</sup> x4 <sup>3/4</sup>		Metal / Krion	G100510250	700015235	311
		Inox / Krion	G100510180	700015323	375

## POT

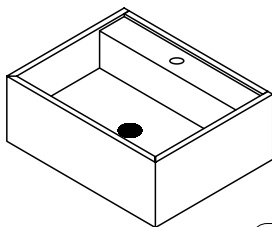


Pot.  
Bidone  
Металлический стаканчик

MEASURES		FINISHES	KEA	SAP	POINTS
6x10x6 / 2 <sup>3/8</sup> x3 <sup>7/8</sup> x2 <sup>3/8</sup>		Metal	G100510355	100157824	56

## BASIN ICON

DEPTH 47,7CM / 18<sup>3/4</sup>"



-Basin.  
-Requires permanent valve G619999024 SAP100036254.  
-It requires drainage (G619999026 / 100036255).  
-Lavabo.  
-Richiede valvola semplice di scarico libero con tappo coprivalvola G619999024 SAP100036254.  
-Richiede scarico (G619999026 / 100036255).  
-Раковина.  
-Требуется постоянный клапан G619999024 SAP100036254.  
-Требуется дренаж (G619999026 / 100036255).

MEASURES		FINISHES	KEA	SAP	POINTS
60x22,8x47,7 / 23 <sup>5/8</sup> x9x18 <sup>3/4</sup>		Krion	G100540043	700018760	3242
90x22,8x47,7 / 35 <sup>3/8</sup> x9x18 <sup>3/4</sup>			G100540044	700018770	3855
120x22,8x47,7 / 47 <sup>1/4</sup> x9x18 <sup>3/4</sup>			G100540041	700018740	4450
60x22,8x47,7 / 23 <sup>5/8</sup> x9x18 <sup>3/4</sup>		Granito Cheyenne / Len / Mac		700018750	2567
90x22,8x47,7 / 35 <sup>3/8</sup> x9x18 <sup>3/4</sup>				700018741	2998
120x22,8x47,7 / 47 <sup>1/4</sup> x9x18 <sup>3/4</sup>				700018739	3457





The interpretation made in inches for the dimensions of the different items shown in the price list has been rounded to 1/8, however for a more accurate measurement please use millimetres or centimetres.

## Leaf

<b>EXTERIOR FINISHES</b> FINITURE ESTERNE ОТДЕЛКА ДЛЯ НАРУЖНОГО ИСПОЛЬЗОВАНИЯ	<input type="checkbox"/> Laminate Laminato ЛАМИНАТ	<input checked="" type="checkbox"/> Matt lacquer Laccato opaco МАТОВЫЙ ЛАК	<input checked="" type="checkbox"/> Wood veneer Legno ДЕРЕВО
	<input type="checkbox"/> HPL Stratificato СЛОИСТАЯ	<input checked="" type="checkbox"/> Gloss lacquer Laccato lucido ГЛЯНЦЕВЫЙ ЛАК	
<b>INTERIOR FINISHES</b> FINITURE INTERNE ОТДЕЛКА ДЛЯ ВНУТРЕННЕГО ИСПОЛЬЗОВАНИЯ	<input type="checkbox"/> Laminate Laminato ЛАМИНАТ	<input type="checkbox"/> Wood veneer Legno ДЕРЕВО	<input checked="" type="checkbox"/> Aluminium+laminated base Alluminio + base in laminato Алюминий + основа из ламината
	<input checked="" type="checkbox"/> Front handle Maniglia frontale a vista Декоративная передняя ручка	<input type="checkbox"/> Integrated metal handle Maniglia metallica integrata Встроенная металлическая ручка	<input type="checkbox"/> Integrated mechanized h. Maniglia integrata ricavata sul bordo Встроенная ручка по краю
<b>HANDLES</b> MANIGLIE РУЧКИ	<input type="checkbox"/> Push handle Maniglia Push РУЧКИ Push		
<b>TYPE OF UNITS</b> TIPI DI MODULI ТИПЫ МОДУЛЕЙ	<input checked="" type="checkbox"/> Compact Compatto Компактная	<input type="checkbox"/> Modular Modulare Модульная	
<b>POSITION</b> POSIZIONE ПОЗИЦИЯ	<input checked="" type="checkbox"/> Wall-mounted Sospeso Подвесная	<input type="checkbox"/> Floor-mounted A terra Напольная	
<b>MEASURES (CM)</b> DIMENSIONI РАЗМЕРЫ	◀ 60 / 90 / 120 23 <sup>5/8</sup> / 35 <sup>3/8</sup> / 47 <sup>1/4</sup>	▲ 36 14 <sup>1/8</sup>	↘ 51 20 <sup>1/8</sup>
<b>WORKTOP &amp; BASIN OPTIONS</b> OPZIONI TOP E LAVABI ВАРИАНТЫ СТОЛЕШНИЦ И УМЫВАЛЬНЫХ РАКОВИН	<input checked="" type="checkbox"/> Bath serie's worktop / basin Lavabo / top della serie Серийная умывальная раковина / столешница	<input type="checkbox"/> Standard worktops Top standard Стандартные столешницы	<input checked="" type="checkbox"/> Worktop + integrated basin Encimera + lavabo integrato Столешница + встроенная умывальная раковина
	<input type="checkbox"/> Over-mounted basin Lavabo da appoggio Настольная умывальная раковина	<input type="checkbox"/> Under-mounted basin Lavabo sottopiano Умывальная раковина, встраиваемая в столешницу снизу	<input checked="" type="checkbox"/> Double basin as option Opzione doppia vasca Вариант с двойной чашей
<b>WORKTOP FINISHES</b> FINITURE TOP ОТДЕЛКА СТОЛЕШНИЦ	<input checked="" type="checkbox"/> Krion® worktop Top in KRION® Столешница KRION®	<input type="checkbox"/> Gel Coat worktop Top in Gel Coat Столешница с покрытием гелькоут	<input type="checkbox"/> Natural Stone worktop Top in pietra naturale Столешница из натурального камня.
	<input type="checkbox"/> Glass worktop Top in vetro Столешница из стекла	<input type="checkbox"/> Bath furniture finish worktop Top con la finitura del mobile Столешница с той же отделкой, что и консоль/тумба	
<b>BASIN FINISHES</b> FINITURE LAVABI ОТДЕЛКА УМЫВАЛЬНЫХ РАКОВИН	<input checked="" type="checkbox"/> Krion® basin Lavabo in Krion® Умывальная раковина из Krion®	<input type="checkbox"/> Gel Coat basin Lavabo Gelcoat Раковина Gelcoat	<input type="checkbox"/> Ceramic basin Lavabo in ceramica Керамическая умывальная раковина
	<input type="checkbox"/> Natural Stone basin Lavabo in pietra naturale Умывальная раковина из натурального камня.		
<b>ACCESSORIES</b> ACCESSORI АКСЕССУАРЫ	<input checked="" type="checkbox"/> Mirror Specchio Зеркало	<input type="checkbox"/> Wall-mounted module Modulo sospeso Подвесной модуль	<input type="checkbox"/> Tall cabinet Modulo colonna Высокий шкаф
	<input type="checkbox"/> Upper unit Modulo alto Верхний модуль	<input type="checkbox"/> Organizer Organizzatore Органайзер	<input type="checkbox"/> Shelves Mensola Полка
			<input checked="" type="checkbox"/> Accessories Accessori Аксессуары

*leaf*

leaf

Leaf bath furniture. The naturalness and simplicity are almost extreme with its mitred edges offering lightness and levity to the design. We must emphasize the dark side strip coming from the higher plane and going down through the vanity front composing the handle. The pure and minimalist aesthetics of the vanity set continues in the worktop with an integrated basin in its surface. It is possible due to the versatility, adaptability and capacity of the krion.

The hardware used in the Leaf vanity drawers has a unique finish exclusively designed for Gamadecor. Its global opening system allows opening its broad drawers in a homogeneous way by pulling only one of the sides.

Mobilia da bagno Leaf. Naturalità e semplicità nella loro massima espressione grazie agli angoli smussati che conferiscono leggerezza e lievità al design. Si distingue la fascia laterale scura che parte dal piano superiore e si abbassa passando per il frontale del mobile formando la maniglia. L'estetica pura e minimalista del gruppo del mobile da bagno continua nel top con lavabo integrato. Tutto questo è reso possibile dalla versatilità e adattabilità del Krion.

Le attaccaglie usate nei cassetti del mobile da bagno Leaf hanno una finitura esclusiva e unica disegnata da Gamadecor. Il sistema di apertura globale permette di aprire gli ampi cassetti in modo omogeneo tirando solo uno dei lati.

Мебель Leaf для ванной комнаты. Удивительная естественность и простота линий, достигаемые за счет скошенных граней. Мебель кажется легкой и невесомой. Обратите внимание на темную полосу сбоку, которая идет от верха до самого низа тумбы, обрамляя ручку. Минималистская эстетика тумбы распространяется и на столешницу, в которую встроена раковина. Такое решение стало возможно благодаря универсальности, гибкости и прочности криона.

Фурнитура тумб Leaf уникальна. Ее дизайн разработан специально для компании Gamadecor. Система полного открывания позволяет открывать широкие выдвигаемые ящики, потянув только за одну сторону.

# highline



leaf



SET 0322 4032 Points  
LEAF blanco snow mate  
G100530043 / 100176394



# highline



leaf



SET 0322 3696 Points  
LEAF blanco snow mate  
G100530043 / 100176394

## FINISHES

**WOOD** **LEGNO** **ДЕРЕВО**



Roble noche



Roble cobre



Roble bronce



Roble sil



Roble alba



Roble torrefacto




Nogal seda

**GLOSS LACQUER** **LACCATO LUCIDO** **ГЛЯНЦЕВЫЙ ЛАК**



Ónix



Cromo




Férreo




Tórtola



Sílice



Bórax




Cuarcita



Pizarra




Grafito




Plomo




Limo




Pérgamon



Alabastro



Porcelana




Negro Emotions




Ocean Blue



Azul Navy



Bottle



Orégano




Cúrcuma




Safrán



Curry



Blanco Snow



Blanco Emotions

## FINISHES


MATT LACQUER

LACCATO OPACO


МАТОВЫЙ ЛАК



Ónix



Cromo




Férreo




Tórtola



Sílice



Bórax



Cuarcita



Pizarra




Grafito




Plomo




Limo



Pérgamon



Alabastro



Porcelana



Negro Emotions




Ocean Blue



Azul Navy



Bottle



Orégano



Cúrcuma




Safrán



Curry



Blanco Snow

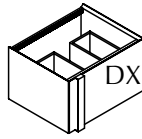
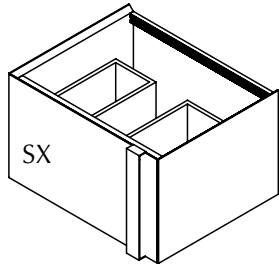


Blanco Emotions

# leaf

## WASH BASIN UNIT BPS 60 LEAF

DEPTH 51CM / 20<sup>1/8"</sup>



Wash basin unit.

Basi portalavabo

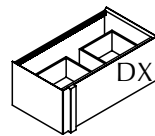
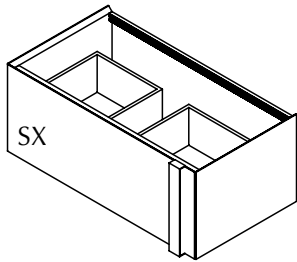
Тумбочка под умывальник.



MEASURES	()	FINISHES	BASIN	KEA	SAP	POINTS
60x36x51 / 23 <sup>5/8</sup> x14 <sup>1/8</sup> x20 <sup>1/8</sup>		Gloss lacquer	DX	G100530023	700018355	1472
		Matt lacquer	DX	G100530024	700018385	1377
		Wood	DX	G100530020	700018356	1600
		Gloss lacquer	SX	G100530019	700018374	1472
		Matt lacquer	SX	G100530026	700018357	1377
		Wood	SX	G100530028	700018375	1600

## WASH BASIN UNIT BPS 90 LEAF

DEPTH 51CM / 20<sup>1/8"</sup>



Wash basin unit.

Basi portalavabo

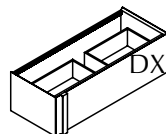
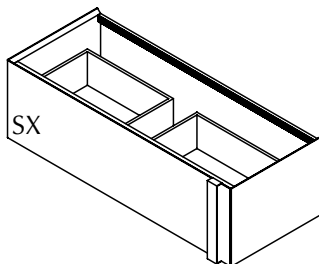
Тумбочка под умывальник.



MEASURES	()	FINISHES	BASIN	KEA	SAP	POINTS
90x36x51 / 35 <sup>3/8</sup> x14 <sup>1/8</sup> x20 <sup>1/8</sup>		Gloss lacquer	DX	G100530029	700018387	1593
		Matt lacquer	DX	G100530030	700018376	1488
		Wood	DX	G100530032	700018388	1737
		Gloss lacquer	SX	G100530033	700018377	1593
		Matt lacquer	SX	G100530034	700018358	1488
		Wood	SX	G100530037	700018379	1737

## WASH BASIN UNIT BPS 120 LEAF

DEPTH 51CM / 20<sup>1/8"</sup>



Wash basin unit.

Basi portalavabo

Тумбочка под умывальник.

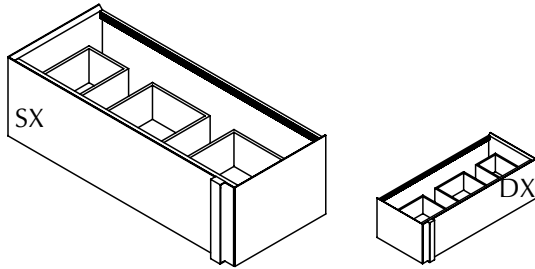


MEASURES	()	FINISHES	BASIN	KEA	SAP	POINTS
120x36x51 / 47 <sup>1/4</sup> x14 <sup>1/8</sup> x20 <sup>1/8</sup>		Gloss lacquer	DX	G100530007	700018363	1699
		Matt lacquer	DX	G100530008	700018351	1575
		Wood	DX	G100530010	700018373	1863
		Gloss lacquer	SX	G100530016	700018353	1699
		Matt lacquer	SX	G100530017	700018354	1575
		Wood	SX	G100530022	700018384	1863



## WASH BASIN UNIT BPS 120 LEAF D/S

DEPTH 51CM / 20<sup>1/8"</sup>



Wash basin unit.

Basi portlavabo

Тумбочка под умывальник.

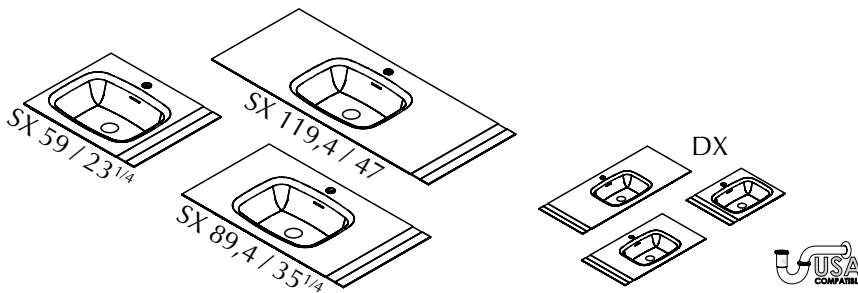


MEASURES	(xx)	FINISHES	BASIN	KEA	SAP	POINTS	
120x36x51 / 47 <sup>1/4</sup> x14 <sup>1/8</sup> x20 <sup>1/8</sup>			Gloss lacquer	DX	G100530042	700018390	1816
			Matt lacquer	DX	G100530004	700018362	1692
			Wood	DX	G100530006	700018380	1978
			Gloss lacquer	SX	G100530011	700018352	1816
			Matt lacquer	SX	G100530012	700018381	1692
			Wood	SX	G100530015	700018364	1978

BP

## LEAF BASIN

DEPTH 48CM / 18<sup>7/8"</sup>



-KRION basin.

-Requires valve G619999393 SAP100174610 112P.

-Requires drainage G619999026 SAP100036255 103P.

-Lavabo KRION.

-Richiede valvola G619999393 SAP100174610 112P.

-Richiede scarico G619999026 SAP100036255 103P.

-Раковина KRION.

-Требуется постоянный перелив G619999393

SAP100174610 112P.

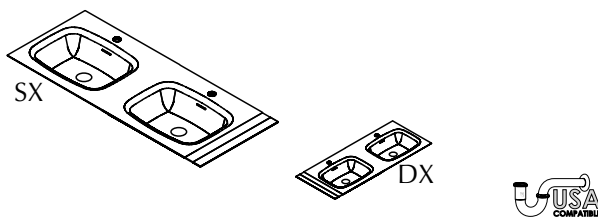
-Требуется дренаж G619999026 SAP100036255 103P.



MEASURES	(xx)	FINISHES	BASIN	KEA	SAP	POINTS
59x12x48 / 23 <sup>1/4</sup> x4 <sup>1/4</sup> x18 <sup>7/8</sup>			DX	G100530038	100173936	1240
			SX	G100530039	100173937	1240
89,4x12x48 / 35 <sup>1/4</sup> x4 <sup>1/4</sup> x18 <sup>7/8</sup>		KRION	DX	G100530040	100173927	1470
			SX	G100530041	100173957	1470
119,4x12x48 / 47x4 <sup>1/4</sup> x18 <sup>7/8</sup>			DX	G100530014	100173924	1752
			SX	G100530036	100173943	1752

## LEAF D/S BASIN

DEPTH 48CM / 18<sup>7/8"</sup>



-KRION basin.

-Requires valve G619999393 SAP100174610 112P.

-Requires drainage G619999026 SAP100036255 103P.

-Lavabo KRION.

-Richiede valvola G619999393 SAP100174610 112P.

-Richiede scarico G619999026 SAP100036255 103P.

-Раковина KRION.

-Требуется постоянный перелив G619999393

SAP100174610 112P.

-Требуется дренаж G619999026 SAP100036255 103P.



MEASURES	(xx)	FINISHES	BASIN	KEA	SAP	POINTS
119,4x12x48 / 47x4 <sup>1/4</sup> x18 <sup>7/8</sup>		KRION	DX	G100530003	100173953	2146
			SX	G100530018	100173934	2146

## CLIK CLACK POP UP WASTE KRION



-Click-clack drain for sinks/basins with and without overflow. KRION.

-Valvola clik-clack per lavabi con et senza troppopieno. KRION.

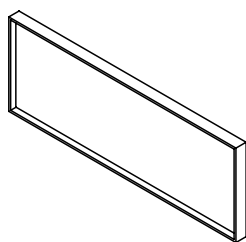
-Донный клапан clik-clack для раковин с/без сливом-переливом. KRION.

KEA	SAP	POINTS
G619999393	100174610	112

LA

## CICLO MIRROR

DEPTH 4,5CM / 1<sup>3</sup>/<sub>4</sub>"

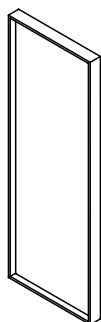


Horizontal mirror.  
Specchio orizzontale.  
Горизонтальное зеркало

MEASURES	(xx)	FINISHES	KEA	SAP	POINTS
60x36x4,5	23 <sup>5</sup> / <sub>8</sub> x14 <sup>1</sup> / <sub>8</sub> x1 <sup>3</sup> / <sub>4</sub>	Metal	G100500131	100138790	217
90x36x4,5	35 <sup>3</sup> / <sub>8</sub> x14 <sup>1</sup> / <sub>8</sub> x1 <sup>3</sup> / <sub>4</sub>	Metal	G100500140	100138792	260
120x36x4,5	47 <sup>1</sup> / <sub>4</sub> x14 <sup>1</sup> / <sub>8</sub> x1 <sup>3</sup> / <sub>4</sub>	Metal	G100500137	100138774	305
150x36x4,5	59x14 <sup>1</sup> / <sub>8</sub> x1 <sup>3</sup> / <sub>4</sub>	Metal	G100500136	100138776	356
180x36x4,5	70 <sup>7</sup> / <sub>8</sub> x14 <sup>1</sup> / <sub>8</sub> x1 <sup>3</sup> / <sub>4</sub>	Metal	G100500134	100138778	407
60x48x4,5	23 <sup>5</sup> / <sub>8</sub> x18 <sup>7</sup> / <sub>8</sub> x1 <sup>3</sup> / <sub>4</sub>	Metal	G100500139	100138791	241
90x48x4,5	35 <sup>3</sup> / <sub>8</sub> x18 <sup>7</sup> / <sub>8</sub> x1 <sup>3</sup> / <sub>4</sub>	Metal	G100500132	100138793	291
120x48x4,5	47 <sup>1</sup> / <sub>4</sub> x18 <sup>7</sup> / <sub>8</sub> x1 <sup>3</sup> / <sub>4</sub>	Metal	G100500133	100138775	344
150x48x4,5	59x18 <sup>7</sup> / <sub>8</sub> x1 <sup>3</sup> / <sub>4</sub>	Metal	G100500138	100138777	401
180x48x4,5	70 <sup>7</sup> / <sub>8</sub> x18 <sup>7</sup> / <sub>8</sub> x1 <sup>3</sup> / <sub>4</sub>	Metal	G100500135	100138779	458

## CICLO MIRROR

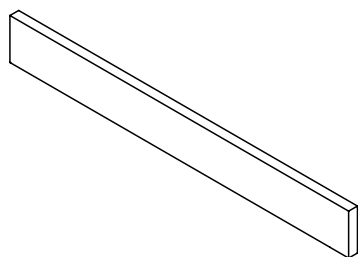
DEPTH 4,5CM / 1<sup>3</sup>/<sub>4</sub>"



Vertical mirror.  
Specchio verticale.  
Вертикальное зеркало.

MEASURES	(xx)	FINISHES	KEA	SAP	POINTS
36x60x4,5	14 <sup>1</sup> / <sub>8</sub> x23 <sup>5</sup> / <sub>8</sub> x1 <sup>3</sup> / <sub>4</sub>	Metal	G100500228	100145431	217
36x90x4,5	14 <sup>1</sup> / <sub>8</sub> x35 <sup>3</sup> / <sub>8</sub> x1 <sup>3</sup> / <sub>4</sub>	Metal	G100500229	100145432	260
36x120x4,5	14 <sup>1</sup> / <sub>8</sub> x47 <sup>1</sup> / <sub>4</sub> x1 <sup>3</sup> / <sub>4</sub>	Metal	G100500221	100145408	305
36x150x4,5	14 <sup>1</sup> / <sub>8</sub> x59x1 <sup>3</sup> / <sub>4</sub>	Metal	G100500222	100145409	356
36x180x4,5	14 <sup>1</sup> / <sub>8</sub> x70 <sup>7</sup> / <sub>8</sub> x1 <sup>3</sup> / <sub>4</sub>	Metal	G100500223	100145430	407
48x60x4,5	18 <sup>7</sup> / <sub>8</sub> x23 <sup>5</sup> / <sub>8</sub> x1 <sup>3</sup> / <sub>4</sub>	Metal	G100500225	100145436	241
48x90x4,5	18 <sup>7</sup> / <sub>8</sub> x35 <sup>3</sup> / <sub>8</sub> x1 <sup>3</sup> / <sub>4</sub>	Metal	G100500226	100145437	291
48x120x4,5	18 <sup>7</sup> / <sub>8</sub> x47 <sup>1</sup> / <sub>4</sub> x1 <sup>3</sup> / <sub>4</sub>	Metal	G100500224	100145433	344
48x150x4,5	18 <sup>7</sup> / <sub>8</sub> x59x1 <sup>3</sup> / <sub>4</sub>	Metal	G100500227	100145434	401
48x180x4,5	18 <sup>7</sup> / <sub>8</sub> x70 <sup>7</sup> / <sub>8</sub> x1 <sup>3</sup> / <sub>4</sub>	Metal	G100500230	100145435	458


## ROD



Accessory-holder rod.

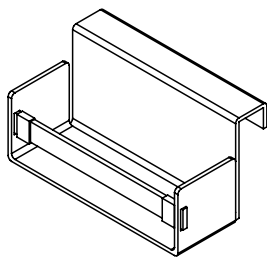
Mensola porta accessori.

Стержень-держатель аксессуаров.

MEASURES		FINISHES	KEA	SAP	POINTS
60x9x5 / 23 <sup>5/8</sup> x3 <sup>1/2</sup> x2		Gloss lacquer	G100510220	700015390	251
		Matt lacquer	G100510310	700015397	217
		Wood	G100510244	700015383	313
90x9x5 / 35 <sup>3/8</sup> x3 <sup>1/2</sup> x2		Gloss lacquer	G100510351	700015391	312
		Matt lacquer	G100510255	700015398	267
		Wood	G100510294	700015384	394
120x9x5 / 47 <sup>1/4</sup> x3 <sup>1/2</sup> x2		Gloss lacquer	G100510196	700015392	368
		Matt lacquer	G100510306	700015399	319
		Wood	G100510295	700015385	444
150x9x5 / 59x3 <sup>1/2</sup> x2		Gloss lacquer	G100510241	700015393	426
		Matt lacquer	G100510343	700015400	369
		Wood	G100510145	700015386	515
180x9x5 / 70 <sup>7/8</sup> x3 <sup>1/2</sup> x2		Gloss lacquer	G100510282	700015394	475
		Matt lacquer	G100510249	700015401	416
		Wood	G100510337	700015387	565
210x9x5 / 82 <sup>5/8</sup> x3 <sup>1/2</sup> x2		Gloss lacquer	G100510181	700015395	530
		Matt lacquer	G100510334	700015402	463
		Wood	G100510277	700015388	642
240x9x5 / 94 <sup>1/2</sup> x3 <sup>1/2</sup> x2		Gloss lacquer	G100510051	700015396	581
		Matt lacquer	G100510314	700015403	508
		Wood	G100510238	700015389	705

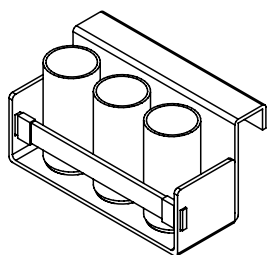
# leaf

## SHELF



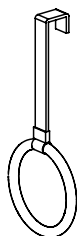
MEASURES		FINISHES	KEA	SAP	POINTS
24x13x12 / 9 <sup>1/2</sup> x5 <sup>1/8</sup> x4 <sup>3/4</sup>		Metal/Leather	G100500002	100136305	181

## SHELF WITH POTS



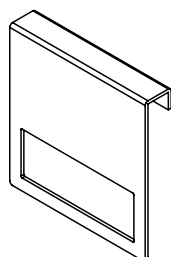
MEASURES		FINISHES	KEA	SAP	POINTS
24x13x12 / 9 <sup>1/2</sup> x5 <sup>1/8</sup> x4 <sup>3/4</sup>		Metal/Krion/Leather	G100500001	100136306	379

## CIRCULAR TOWEL RACK



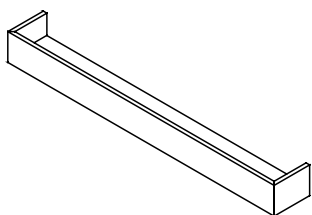
MEASURES		FINISHES	KEA	SAP	POINTS
16x36x4 / 6 <sup>1/4</sup> x14 <sup>1/8</sup> x1 <sup>5/8</sup>		Metal/Leather	G100500028	100136307	117

## FLAT TOWEL RACK



MEASURES		FINISHES	KEA	SAP	POINTS
24x24x3,6 / 9 <sup>1/2</sup> x9 <sup>1/2</sup> x1 <sup>3/8</sup>		Metal	G100500027	100136308	101

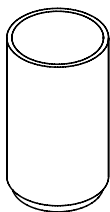
## SHELF



Accessory-holder shelf.  
Mensola porta accessori.  
Полка-держатель аксессуаров.

MEASURES	( x  x )	FINISHES	KEA	SAP	POINTS
45x9x12 / 17 <sup>3/4</sup> x3 <sup>1/2</sup> x4 <sup>3/4</sup>		Metal / Krion	G100510435	100176532	190
		Inox / Krion	G100510401	100160320	218
60x9x12 / 23 <sup>5/8</sup> x3 <sup>1/2</sup> x4 <sup>3/4</sup>		Metal / Krion	G100510398	100160321	214
		Inox / Krion	G100510231	700015321	249
90x9x12 / 35 <sup>3/8</sup> x3 <sup>1/2</sup> x4 <sup>3/4</sup>		Metal / Krion	G100510174	700015234	260
		Inox / Krion	G100510214	700015322	310
120x9x12 / 47 <sup>1/4</sup> x3 <sup>1/2</sup> x4 <sup>3/4</sup>		Metal / Krion	G100510250	700015235	311
		Inox / Krion	G100510180	700015323	375

## POT



Pot.  
Bidone  
Металлический стаканчик

MEASURES	( x  x )	FINISHES	KEA	SAP	POINTS
6x10x6 / 2 <sup>3/8</sup> x3 <sup>7/8</sup> x2 <sup>3/8</sup>		Metal	G100510355	100157824	56



The interpretation made in inches for the dimensions of the different items shown in the price list has been rounded to 1/8, however for a more accurate measurement please use millimetres or centimetres.

## Soft

<b>EXTERIOR FINISHES</b> FINITURE ESTERNE ОТДЕЛКА ДЛЯ НАРУЖНОГО ИСПОЛЬЗОВАНИЯ	<input type="checkbox"/> Laminate Laminato ЛАМИНАТ	<input type="checkbox"/> Matt lacquer Laccato opaco МАТОВЫЙ ЛАК	<input type="checkbox"/> Wood veneer Legno ДЕРЕВО
	<input checked="" type="checkbox"/> HPL Stratificato СЛОИСТАЯ	<input type="checkbox"/> Gloss lacquer Laccato lucido ГЛЯНЦЕВЫЙ ЛАК	
<b>INTERIOR FINISHES</b> FINITURE INTERNE ОТДЕЛКА ДЛЯ ВНУТРЕННЕГО ИСПОЛЬЗОВАНИЯ	<input type="checkbox"/> Laminate Laminato ЛАМИНАТ	<input checked="" type="checkbox"/> Wood veneer Legno ДЕРЕВО	<input type="checkbox"/> Aluminium+laminated base Alluminio + base in laminato Алюминий + основа из ламината
<b>HANDLES</b> MANIGLIE РУЧКИ	<input type="checkbox"/> Front handle Maniglia frontale a vista Декоративная передняя ручка	<input type="checkbox"/> Integrated metal handle Maniglia metallica integrata Встроенная металлическая ручка	<input checked="" type="checkbox"/> Integrated mechanized h. Maniglia integrata ricavata sul bordo Встроенная ручка по краю
	<input type="checkbox"/> Push handle Maniglia Push РУЧКИ Push		
<b>TYPE OF UNITS</b> TIPI DI MODULI ТИПЫ МОДУЛЕЙ	<input checked="" type="checkbox"/> Compact Compatto Компактная	<input checked="" type="checkbox"/> Modular Modulare Модульная	
<b>POSITION</b> POSIZIONE ПОЗИЦИЯ	<input checked="" type="checkbox"/> Wall-mounted Sospeso Подвесная	<input type="checkbox"/> Floor-mounted A terra Напольная	
<b>MEASURES (CM)</b> DIMENSIONI РАЗМЕРЫ	60 / 90 / 120	24 / 48	48
	23 <sup>5/8</sup> / 35 <sup>3/8</sup> / 47 <sup>1/4</sup>	9 <sup>1/2</sup> / 18 <sup>7/8</sup>	18 <sup>7/8</sup>
<b>WORKTOP &amp; BASIN OPTIONS</b> OPZIONI TOP E LAVABI ВАРИАНТЫ СТОЛЕШНИЦ И УМЫВАЛЬНЫХ РАКОВИН	<input checked="" type="checkbox"/> Bath serie's worktop / basin Lavabo / top della serie Серийная умывальная раковина / столешница	<input type="checkbox"/> Standard worktops Top standard Стандартные столешницы	<input type="checkbox"/> Worktop + integrated basin Encimera + lavabo integrato Столешница + встроенная умывальная раковина
	<input checked="" type="checkbox"/> Over-mounted basin Lavabo da appoggio Настольная умывальная раковина	<input checked="" type="checkbox"/> Under-mounted basin Lavabo sottopiano Умывальная раковина, встраиваемая в столешницу снизу	<input checked="" type="checkbox"/> Double basin as option Opzione doppia vasca Вариант с двойной чашей
<b>WORKTOP FINISHES</b> FINITURE TOP ОТДЕЛКА СТОЛЕШНИЦ	<input type="checkbox"/> Krion® worktop Top in KRION® Столешница KRION®	<input type="checkbox"/> Gel Coat worktop Top in Gel Coat Столешница с покрытием гелькоут	<input type="checkbox"/> Natural Stone worktop Top in pietra naturale Столешница из натурального камня.
	<input type="checkbox"/> Glass worktop Top in vetro Столешница из стекла	<input checked="" type="checkbox"/> Bath furniture finish worktop Top con la finitura del mobile Столешница с той же отделкой, что и консоль/тумба	
<b>BASIN FINISHES</b> FINITURE LAVABI ОТДЕЛКА УМЫВАЛЬНЫХ РАКОВИН	<input checked="" type="checkbox"/> Krion® basin Lavabo in Krion® Умывальная раковина из Krion®	<input checked="" type="checkbox"/> Gel Coat basin Lavabo Gelcoat Раковина Gelcoat	<input type="checkbox"/> Ceramic basin Lavabo in ceramica Керамическая умывальная раковина
	<input type="checkbox"/> Natural Stone basin Lavabo in pietra naturale Умывальная раковина из натурального камня.		
<b>ACCESSORIES</b> ACCESSORI АКСЕССУАРЫ	<input type="checkbox"/> Mirror Specchio Зеркало	<input checked="" type="checkbox"/> Wall-mounted module Modulo sospeso Подвесной модуль	<input type="checkbox"/> Tall cabinet Modulo colonna Высокий шкаф
	<input type="checkbox"/> Upper unit Modulo alto Верхний модуль	<input type="checkbox"/> Organizer Organizzatore Органайзер	<input type="checkbox"/> Shelves Mensola Полка
			<input type="checkbox"/> Accessories Accessori Аксессуары

## soft



Vanity made of nanotechnological matt stratified with anti-fingerprint, self-regenerating and fat-repellent properties.

Assembled with FOLDING system.

Manufacturing of pure lines with mechanized mitred handle- The interior drawer is made in wood and an integrated bucket can be attached.

Mobile fabbricato con stratificato opaco nanotecnologico con proprietà anti-impronta, autorigeneranti, e anti grasso.

Assemblato con sistema FOLDING.

Costruzione dalle linee pure con maniglia meccanizzata a smusso. Il cassetto interno è fabbricato in legno e può alloggiare un bidone integrato.

Тумба для ванной имеет тончайшее матовое покрытие, которое самовосстанавливается, отталкивает жир и защищено от отпечатков пальцев.

Тумба собрана по системе FOLDING.

Ясные четкие линии, скошенная ручка. Внутренний выдвижной ящик выполнен из дерева, предусмотрено место для ведра.





+



+



+info p.453

SET 0417 2783 Points  
SOFT noche ghost  
G100520040 / 10022333



+info p.453

SET 0426 3899 Points  
SOFT gris carbono ghost  
G100520039 / 100222749



+info p.453

3688 Points  
SOFT negro ghost


soft

## FINISHES

HPL

STRATIFICATO

СЛОИСТАЯ




Gris trama ghost



Café ghost



Fango ghost



Noche ghost



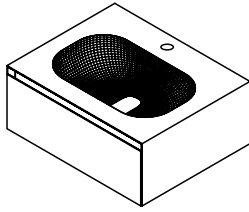
Gris carbonoghost



Negro ghost

## WASH BASIN UNIT BPS-1

DEPTH 48,3CM / 19"

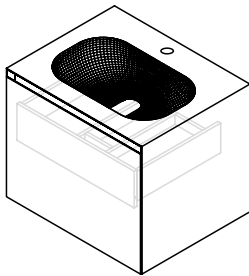


- SOFT SOTTO basin included.
- Requires valve G619999035 SAP100104178 59P.
- Requires drainage G619999041 SAP100138072 40P.
- Lavabo SOFT SOTTO incluso.
- Richiede valvola G619999035 SAP100104178 59P.
- Richiede scarico G619999041 SAP100138072 40P.
- Прилагается умывальная раковина SOFT SOTTO.
- Требуется постоянный перелив G619999035 SAP100104178 59P.
- Требуется дренаж G619999041 SAP100138072 40P.

MEASURES	( x  x )	FINISHES	KEA	SAP	POINTS
60x24x48,3	/ 23 <sup>5/8</sup> x9 <sup>1/2</sup> x19	Stratified ghost	G100520009	700015844	1594
80x24x48,3	/ 31 <sup>1/2</sup> x9 <sup>1/2</sup> x19		G100520056	700026187	1692
90x24x48,3	/ 35 <sup>3/8</sup> x9 <sup>1/2</sup> x19		G100520010	700015872	1740
100x24x48,3	/ 39 <sup>3/8</sup> x9 <sup>1/2</sup> x19		G100520051	700026202	1786
120x24x48,3	/ 47 <sup>1/4</sup> x9 <sup>1/2</sup> x19		G100520017	700015881	1877

## WASH BASIN UNIT BPS-2

DEPTH 48,3CM / 19"

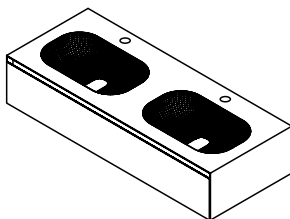


- SOFT SOTTO basin included.
- Requires valve G619999035 SAP100104178 59P.
- Requires drainage G619999026 SAP100036255 103P.
- Lavabo SOFT SOTTO incluso.
- Richiede valvola G619999035 SAP100104178 59P.
- Richiede scarico G619999026 SAP100036255 103P.
- Прилагается умывальная раковина SOFT SOTTO.
- Требуется постоянный перелив G619999035 SAP100104178 59P.
- Требуется дренаж G619999026 SAP100036255 103P.

MEASURES	( x  x )	FINISHES	KEA	SAP	POINTS
60x48x48,3	/ 23 <sup>5/8</sup> x18 <sup>7/8</sup> x19	Stratified ghost	G100520004	700015871	1914
80x48x48,3	/ 31 <sup>1/2</sup> x18 <sup>7/8</sup> x19		G100520057	700026191	2061
90x48x48,3	/ 35 <sup>3/8</sup> x18 <sup>7/8</sup> x19		G100520013	700015873	2134
100x48x48,3	/ 39 <sup>3/8</sup> x18 <sup>7/8</sup> x19		G100520054	700026166	2226
120x48x48,3	/ 47 <sup>1/4</sup> x18 <sup>7/8</sup> x19		G100520021	700015862	2410

## WASH BASIN UNIT BPS-1 120 DS

DEPTH 48,3CM / 19"

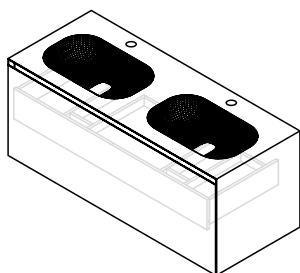


- SOFT SOTTO basin included.
- Requires valve G619999035 SAP100104178 59P.
- Requires drainage G619999041 SAP100138072 40P.
- Lavabo SOFT SOTTO incluso.
- Richiede valvola G619999035 SAP100104178 59P.
- Richiede scarico G619999041 SAP100138072 40P.
- Прилагается умывальная раковина SOFT SOTTO.
- Требуется постоянный перелив G619999035 SAP100104178 59P.
- Требуется дренаж G619999041 SAP100138072 40P.

MEASURES	( x  x )	FINISHES	KEA	SAP	POINTS
120x24x48,3	/ 47 <sup>1/4</sup> x9 <sup>1/2</sup> x19	Stratified ghost	G100520012	700015847	2502

## WASH BASIN UNIT BPS-2 120 DS

DEPTH 48,3CM / 19"

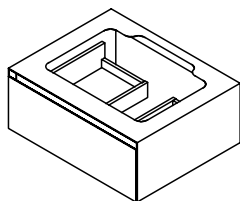


- SOFT SOTTO basin included.
- Requires valve G619999035 SAP100104178 59P.**
- Requires drainage G619999026 SAP100036255 103P.**
- Lavabo SOFT SOTTO incluso.
- Richiede valvola G619999035 SAP100104178 59P.**
- Richiede scarico G619999026 SAP100036255 103P.**
- Прилагается умывальная раковина SOFT SOTTO.
- Требуется постоянный перелив G619999035 SAP100104178 59P.
- Требуется дренаж G619999026 SAP100036255 103P.

MEASURES	(xx)	FINISHES	KEA	SAP	POINTS
120x48x48,3 / 47 <sup>1/4</sup> x18 <sup>7/8</sup> x19		Stratified ghost	G100520019	700015883	3036

## WASH BASIN UNIT BPS-1

DEPTH 48,3CM / 19"



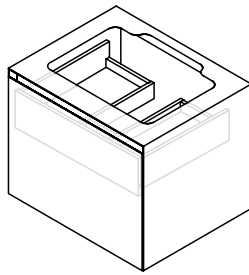
- Requires drainage G619999041 SAP100138072 40P.**
- Richiede scarico G619999041 SAP100138072 40P.**
- Требуется дренаж G619999041 SAP100138072 40P.

BPS-1 60: CICLO 50, ONES 60.  
 BPS-1 90: CICLO 50, CICLO 70, ONES 60, ONES 70.  
 BPS-1 120: CICLO 50, CICLO 70, ONES 60, ONES 70, ONES 115.

MEASURES	(xx)	FINISHES	KEA	SAP	POINTS
60x24x48,3 / 23 <sup>5/8</sup> x9 <sup>1/2</sup> x19		Stratified ghost	G100520008	700015860	1111
80x24x48,3 / 31 <sup>1/2</sup> x9 <sup>1/2</sup> x19			G100520052	700026173	1209
90x24x48,3 / 35 <sup>3/8</sup> x9 <sup>1/2</sup> x19			G100520003	700015852	1257
100x24x48,3 / 39 <sup>3/8</sup> x9 <sup>1/2</sup> x19			G100520050	700026165	1303
120x24x48,3 / 47 <sup>1/4</sup> x9 <sup>1/2</sup> x19			G100520016	700015880	1394

## WASH BASIN UNIT BPS-2

DEPTH 48,3CM / 19"



-Requires drainage G619999026 SAP100036255 103P.

-Richiede scarico G619999026 SAP100036255 103P.

-Требуется дренаж G619999026 SAP100036255 103P.

BPS-2 60: CICLO 50, ONES 60.

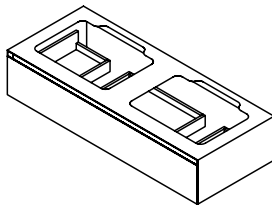
BPS-2 90: CICLO 50, CICLO 70, ONES 60, ONES 70.

BPS-2 120: CICLO 50, CICLO 70, ONES 60, ONES 70, ONES 115.

MEASURES	( x  x )	FINISHES	KEA	SAP	POINTS
60x48x48,3	23 <sup>5/8</sup> x18 <sup>7/8</sup> x19	Stratified ghost	G100520007	700015870	1431
80x48x48,3	31 <sup>1/2</sup> x18 <sup>7/8</sup> x19		G100520053	700026167	1578
90x48x48,3	35 <sup>3/8</sup> x18 <sup>7/8</sup> x19		G100520011	700015846	1651
100x48x48,3	39 <sup>3/8</sup> x18 <sup>7/8</sup> x19		G100520055	700026186	1743
120x48x48,3	47 <sup>1/4</sup> x18 <sup>7/8</sup> x19		G100520020	700015853	1926

## WASH BASIN UNIT BPS-1 120 DS

DEPTH 48,3CM / 19"



-Requires drainage G619999041 SAP100138072 40P.

-Richiede scarico G619999041 SAP100138072 40P.

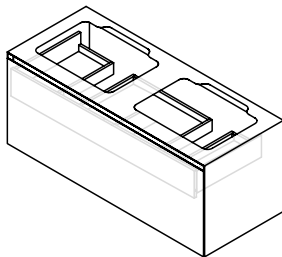
-Требуется дренаж G619999041 SAP100138072 40P.

BPS-1 120 DS: CICLO 50.

MEASURES	( x  x )	FINISHES	KEA	SAP	POINTS
120x24x48,3	47 <sup>1/4</sup> x9 <sup>1/2</sup> x19	Stratified ghost	G100520002	700015850	1446

## WASH BASIN UNIT BPS-2 120 DS

DEPTH 48,3CM / 19"



-Requires drainage G619999026 SAP100036255 103P.

-Richiede scarico G619999026 SAP100036255 103P.

-Требуется дренаж G619999026 SAP100036255 103P.

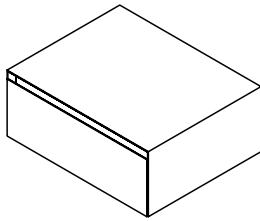
BPS-2 120 DS: CICLO 50.

MEASURES	( x  x )	FINISHES	KEA	SAP	POINTS
120x48x48,3	47 <sup>1/4</sup> x18 <sup>7/8</sup> x19	Stratified ghost	G100520018	700015882	1980



## FREESTANDING UNIT MS-1 60

DEPTH 48,3CM / 19"

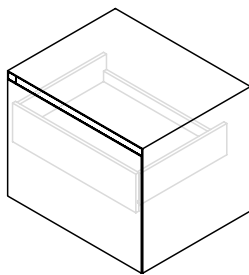


Wallmounted unit.  
Modulo sospeso.  
Блок настенного монтажа.

MEASURES		FINISHES	KEA	SAP	POINTS
60x24x48,3 / 23 <sup>5/8</sup> x9 <sup>1/2</sup> x19		Stratified ghost	G100520005	700015845	1069

## FREESTANDING UNIT MS-2 60

DEPTH 48,3CM / 19"

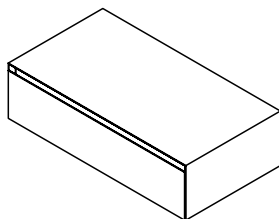


Wallmounted unit.  
Modulo sospeso.  
Блок настенного монтажа.

MEASURES		FINISHES	KEA	SAP	POINTS
60x48x48,3 / 23 <sup>5/8</sup> x18 <sup>7/8</sup> x19		Stratified ghost	G100520006	700015861	1389

## FREESTANDING UNIT MS-1 90

DEPTH 48,3CM / 19"

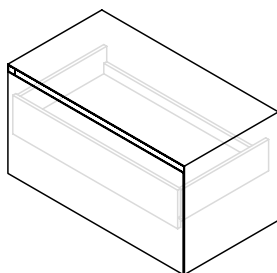


Wallmounted unit.  
Modulo sospeso.  
Блок настенного монтажа.

MEASURES		FINISHES	KEA	SAP	POINTS
90x24x48,3 / 35 <sup>3/8</sup> x9 <sup>1/2</sup> x19		Stratified ghost	G100520014	700015848	1232

## FREESTANDING UNIT MS-2 90

DEPTH 48,3CM / 19"



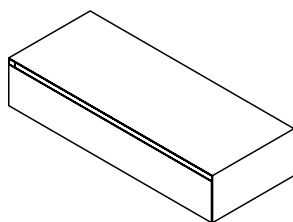
Wallmounted unit.  
Modulo sospeso.  
Блок настенного монтажа.

MEASURES		FINISHES	KEA	SAP	POINTS
90x48x48,3 / 35 <sup>3/8</sup> x18 <sup>7/8</sup> x19		Stratified ghost	G100520015	700015849	1625



## FREESTANDING UNIT MS-1 120

DEPTH 48,3CM / 19"

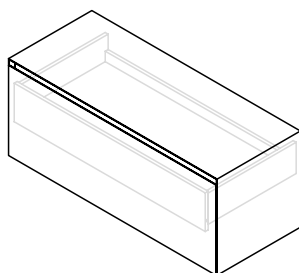


Wallmounted unit.  
Modulo sospeso  
Блок настенного монтажа.

MEASURES		FINISHES	KEA	SAP	POINTS
120x24x48,3 / 47 <sup>1/4</sup> x9 <sup>1/2</sup> x19		Stratified ghost	G100520022	700015854	1375

## FREESTANDING UNIT MS-2 120

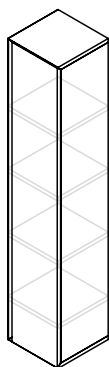
DEPTH 48,3CM / 19"



Wallmounted unit.  
Modulo sospeso  
Блок настенного монтажа.

MEASURES		FINISHES	KEA	SAP	POINTS
120x48x48,3 / 47 <sup>1/4</sup> x18 <sup>7/8</sup> x19		Stratified ghost	G100520001	700015851	1845

## TALL CABINET



Tall cabinet.  
Colonna.  
Высокий шкаф..

MEASURES		FINISHES	KEA	SAP	POINTS	
30x156x30 / 11 <sup>3/4</sup> x61 <sup>3/8</sup> x11 <sup>3/4</sup>		Stratified ghost	DX	G100520059	700026192	1468
			SX	G100520058	700026168	

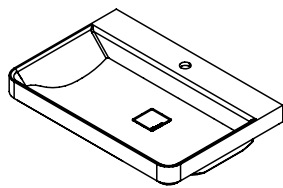
MS

soft

MC

## CICLO BASIN

DEPTH 48CM / 18<sup>7</sup>/<sub>8</sub>"

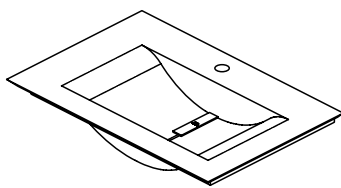


- GELCOAT basin.
- It requires permanent overflow (G619999035 / 100104178 / 59 Points).
- Lavabo GELCOAT.
- Richiede valvola (G619999035 / 100104178 / 59 punti).
- Раковина GELCOAT.
- Требуется постоянный перелив (G619999035 / 100104178 / 59 позиций).

MEASURES	FINISHES	KEA	SAP	POINTS
50x15x48 / 19 <sup>5</sup> / <sub>8</sub> x5 <sup>7</sup> / <sub>8</sub> x18 <sup>7</sup> / <sub>8</sub>	GELCOAT	G619000055	100136309	632
70x15x48 / 27 <sup>1</sup> / <sub>2</sub> x5 <sup>7</sup> / <sub>8</sub> x18 <sup>7</sup> / <sub>8</sub>		G619000053	100128501	736

## ONES BASIN

DEPTH 48CM / 18<sup>7</sup>/<sub>8</sub>"

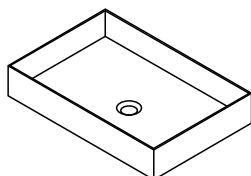


- GELCOAT basin.
- Lavabo GELCOAT.
- Раковина GELCOAT.

MEASURES	FINISHES	KEA	SAP	POINTS
60x13x48 / 23 <sup>5</sup> / <sub>8</sub> x5 <sup>1</sup> / <sub>8</sub> x18 <sup>7</sup> / <sub>8</sub>	GELCOAT	G619000049	100110452	0942
71,5x13x48 / 28 <sup>1</sup> / <sub>8</sub> x5 <sup>1</sup> / <sub>8</sub> x18 <sup>7</sup> / <sub>8</sub>		G619000047	100100508	0982
115x13x48 / 45 <sup>1</sup> / <sub>4</sub> x5 <sup>1</sup> / <sub>8</sub> x18 <sup>7</sup> / <sub>8</sub>		G619000045	100100507	1202

## BASIN SLIM

### COUNTERTOP / SOBRE ENCIMERA / VASQUE SUR PLAN



- GELCOAT basin.
- Requires for installation valve G619999024 SAP100036254, 68 P.
- Lavabo GELCOAT.
- Richiede valvola G619999024 SAP100036254, 68 P.
- Раковина GELCOAT.
- Требуется установка клапана G619999024 SAP100036254, 68 P.

MEASURES	FINISHES	KEA	SAP	POINTS
50x10x33 / 19 <sup>5</sup> / <sub>8</sub> x3 <sup>7</sup> / <sub>8</sub> x13	GELCOAT	G619000081	100221198	475

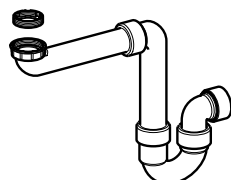
## PERMANENT VALVE EVACUATION



- Permanent valve evacuation.
- Valvola semplice a caduta libera.
- Постоянный перелив.

KEA	SAP	POINTS
G619999035	100104178	59

## DRAINAGE



- Drainage.
- Scarico.
- Дренаж.

FINISHES	KEA	SAP	POINTS
Polipropilene	G619999041	100138072	40

# highline

soft



The interpretation made in inches for the dimensions of the different items shown in the price list has been rounded to 1/8, however for a more accurate measurement please use millimetres or centimetres.

## Dess

<b>EXTERIOR FINISHES</b> FINITURE ESTERNE ОТДЕЛКА ДЛЯ НАРУЖНОГО ИСПОЛЬЗОВАНИЯ	<input type="checkbox"/> Laminate Laminato ЛАМИНАТ	<input checked="" type="checkbox"/> Matt lacquer Laccato opaco МАТОВЫЙ ЛАК	<input checked="" type="checkbox"/> Wood veneer Legno ДЕРЕВО
	<input type="checkbox"/> HPL Stratificato СЛОИСТАЯ	<input checked="" type="checkbox"/> Gloss lacquer Laccato lucido ГЛЯНЦЕВЫЙ ЛАК	
<b>INTERIOR FINISHES</b> FINITURE INTERNE ОТДЕЛКА ДЛЯ ВНУТРЕННЕГО ИСПОЛЬЗОВАНИЯ	<input type="checkbox"/> Laminate Laminato ЛАМИНАТ	<input type="checkbox"/> Wood veneer Legno ДЕРЕВО	<input checked="" type="checkbox"/> Aluminium+laminated base Alluminio + base in laminato Алюминий + основа из ламината
	<input type="checkbox"/> Front handle Maniglia frontale a vista Декоративная передняя ручка	<input type="checkbox"/> Integrated metal handle Maniglia metallica integrata Встроенная металлическая ручка	<input checked="" type="checkbox"/> Integrated mechanized h. Maniglia integrata ricavata sul bordo Встроенная ручка по краю
<b>HANDLES</b> MANIGLIE РУЧКИ	<input type="checkbox"/> Push handle Maniglia Push РУЧКИ Push		
<b>TYPE OF UNITS</b> TIPI DI MODULI ТИПЫ МОДУЛЕЙ	<input checked="" type="checkbox"/> Compact Compatto Компактная	<input checked="" type="checkbox"/> Modular Modulare Модульная	
<b>POSITION</b> POSIZIONE ПОЗИЦИЯ	<input checked="" type="checkbox"/> Wall-mounted Sospeso Подвесная	<input type="checkbox"/> Floor-mounted A terra Напольная	
<b>MEASURES (CM)</b> DIMENSIONI РАЗМЕРЫ	45 / 60 / 90 / 120	35 / 47	48
	17 <sup>3/4</sup> / 23 <sup>5/8</sup> / 35 <sup>3/8</sup> / 47 <sup>1/4</sup>	13 <sup>3/4</sup> / 18 <sup>1/2</sup>	18 <sup>7/8</sup>
<b>WORKTOP &amp; BASIN OPTIONS</b> OPZIONI TOP E LAVABI ВАРИАНТЫ СТОЛЕШНИЦ И УМЫВАЛЬНЫХ РАКОВИН	<input checked="" type="checkbox"/> Bath serie's worktop / basin Lavabo / top della serie Серийная умывальная раковина / столешница	<input type="checkbox"/> Standard worktops Top standard Стандартные столешницы	<input checked="" type="checkbox"/> Worktop + integrated basin Encimera + lavabo integrato Столешница + встроенная умывальная раковина
	<input type="checkbox"/> Over-mounted basin Lavabo da appoggio Настольная умывальная раковина	<input type="checkbox"/> Under-mounted basin Lavabo sottopiano Умывальная раковина, встраиваемая в столешницу снизу	<input type="checkbox"/> Double basin as option Opzione doppia vasca Вариант с двойной чашей
<b>WORKTOP FINISHES</b> FINITURE TOP ОТДЕЛКА СТОЛЕШНИЦ	<input type="checkbox"/> Krion® worktop Top in KRION® Столешница KRION®	<input checked="" type="checkbox"/> Gel Coat worktop Top in Gel Coat Столешница с покрытием гелькоут	<input type="checkbox"/> Natural Stone worktop Top in pietra naturale Столешница из натурального камня.
	<input type="checkbox"/> Glass worktop Top in vetro Столешница из стекла	<input type="checkbox"/> Bath furniture finish worktop Top con la finitura del mobile Столешница с той же отделкой, что и консоль/тумба	
<b>BASIN FINISHES</b> FINITURE LAVABI ОТДЕЛКА УМЫВАЛЬНЫХ РАКОВИН	<input type="checkbox"/> Krion® basin Lavabo in Krion® Умывальная раковина из Krion®	<input checked="" type="checkbox"/> Gel Coat basin Lavabo Gelcoat Раковина Gelcoat	<input type="checkbox"/> Ceramic basin Lavabo in ceramica Керамическая умывальная раковина
	<input type="checkbox"/> Natural Stone basin Lavabo in pietra naturale Умывальная раковина из натурального камня.		
<b>ACCESSORIES</b> ACCESSORI АКСЕССУАРЫ	<input checked="" type="checkbox"/> Mirror Specchio Зеркало	<input checked="" type="checkbox"/> Wall-mounted module Modulo sospeso Подвесной модуль	<input checked="" type="checkbox"/> Tall cabinet Modulo colonna Высокий шкаф
	<input checked="" type="checkbox"/> Upper unit Modulo alto Верхний модуль	<input type="checkbox"/> Organizer Organizzatore Органайзер	<input checked="" type="checkbox"/> Shelves Mensola Полка
			<input checked="" type="checkbox"/> Accessories Accessori Аксессуары

d<sup>ess</sup>

Modular bathroom cabinet with wide variety of options both in modules and in finishes. The design of the set is characterized by its horizontal handle that is integrated throughout all the modules, sides, and tops with recessing, the final thickness of which is 8 mm, which gives the DESS series a lightweight appearance. Similarly, the DESS washbasin with Gelcoat finish, also has this thickness reduction at the edges in order to follow this lightweight line. The top modules, mirrors, and shelves, are made from aluminum frames with stainless steel or black 100% Metal finish, in the inside of which a back panel, a mirror, or a veneer, lacquer, or mirror door can be installed.

Mobile da bagno modulare con grande varietà di opzioni sia di moduli che di finiture. il disegno del gruppo è caratterizzato dalla maniglia orizzontale integrata lungo tutto il modulo e i fianchi e top con rientranza con spessore finale di 8 mm che conferisce una presenza più leggera e lieve alla serie DESS. Anche il lavabo DESS con finitura Gelcoat, ha uno spessore ridotto nei bordi per continuare la leggerezza della linea. I moduli pensile, gli specchi e i ripiani hanno telai in alluminio in finitura acciaio inox o nero sabbato 100% che possono ospitare un pannello posteriore, uno specchio o un'anta impiattata, laccato o specchio.

Модульный шкаф для ванной комнаты. Разнообразные варианты отделки и компоновки модулей. Характерной особенностью дизайна этого комплекта является горизонтальная ручка, встроенная во все модули по боковым и верхним сторонам, имеющая углубление и конечную ширину 8 мм, что придает серии DESS ощущение легкости.

Так же невесомо выглядит и умывальная раковина DESS с отделкой Gelcoat, тоже имеющая характерное уменьшение толщины по кромкам. В оформлении верхних модулей, зеркал и полок используются алюминиевые рамы (цвета нержавеющей стали или полностью черные). Внутри можно установить заднюю панель, зеркало, а также фанерную, зеркальную или покрытую лаком дверцу.





+



+



+info p.454

10462 Points  
DESS borax brillo / roble bronze



+



+



+info p.454

10533 Points  
DESS roble torrefacto



SET 0472 3564 Points  
DESS roble torrefacto  
G100510643 / 100243222

+info p.454



SET 0473 3074 Points  
DESS roble noche  
G100510642 / 100243927

+info p.454



+info p.456



3657 Points  
DESS limo brillo

deSS



## FINISHES

**WOOD** **LEGNO** **ДЕРЕВО**



Roble noche



Roble cobre



Roble bronce



Roble sil



Roble alba



Roble torrefacto



Nogal seda

**GLOSS LACQUER** **LACCATO LUCIDO** **ГЛЯНЦЕВЫЙ ЛАК**



Ónix



Cromo




Férreo




Tórtola



Sílice



Bórax




Cuarcita




Pizarra




Grafito




Plomo




Limo




Pérgamon



Alabastro



Porcelana



Negro Emotions




Ocean Blue




Azul Navy



Bottle



Orégano




Cúrcuma



Safrán



Curry



Blanco Snow



Blanco Emotions

## FINISHES


MATT LACQUER

LACCATO OPACO


МАТОВЫЙ ЛАК



Ónix



Cromo




Férreo




Tórtola



Sílice



Bórax



Cuarcita



Pizarra




Grafito




Plomo




Limo



Pérgamon



Alabastro



Porcelana



Negro Emotions



Ocean Blue



Azul Navy




Bottle



Orégano



Cúrcuma




Safrán



Curry



Blanco Snow

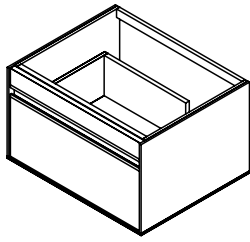


Blanco Emotions

## WASH BASIN UNIT BPS-1C

DEPTH 48,5CM / 19<sup>1</sup>/<sub>8</sub>"


35,2 / 13<sup>7</sup>/<sub>8</sub>



Full basin unit.

Base portalavabo **completa**.

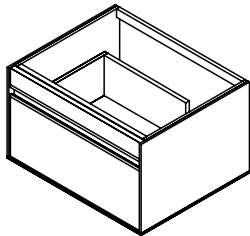
Тумбочка под умывальник полностью.

MEASURES	(  )	FINISHES	KEA	SAP	POINTS
60x35,2x48,5 / 23 <sup>5</sup> / <sub>8</sub> x13 <sup>7</sup> / <sub>8</sub> x19 <sup>1</sup> / <sub>8</sub>		Gloss lacquer	G100510193	700015106	1758
		Matt lacquer	G100510168	700015162	1603
		Wood	G100510041	700015050	1962
90x35,2x48,5 / 35 <sup>3</sup> / <sub>8</sub> x13 <sup>7</sup> / <sub>8</sub> x19 <sup>1</sup> / <sub>8</sub>		Gloss lacquer	G100510011	700015107	2011
		Matt lacquer	G100510179	700015163	1829
		Wood	G100510015	700015051	2245
120x35,2x48,5 / 47 <sup>1</sup> / <sub>4</sub> x13 <sup>7</sup> / <sub>8</sub> x19 <sup>1</sup> / <sub>8</sub>		Gloss lacquer	G100510100	700015108	2271
		Matt lacquer	G100510133	700015164	2061
		Wood	G100510043	700015052	2528

## WASH BASIN UNIT BPS-1C USA COMPATIBLE

DEPTH 48,5CM / 19<sup>1</sup>/<sub>8</sub>"

35,2 / 13<sup>7</sup>/<sub>8</sub>




Full basin unit.

Base portalavabo **completa**.

Тумбочка под умывальник полностью.

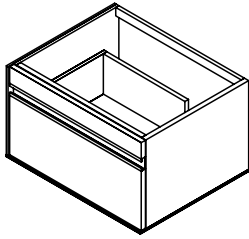


MEASURES	(  )	FINISHES	KEA	SAP	POINTS
60x35,2x48,5 / 23 <sup>5</sup> / <sub>8</sub> x13 <sup>7</sup> / <sub>8</sub> x19 <sup>1</sup> / <sub>8</sub>		Gloss lacquer	G100510591	700022893	1934
		Matt lacquer	G100510569	700022894	1779
		Wood	G100510574	700022895	2138
90x35,2x48,5 / 35 <sup>3</sup> / <sub>8</sub> x13 <sup>7</sup> / <sub>8</sub> x19 <sup>1</sup> / <sub>8</sub>		Gloss lacquer	G100510602	700022917	2187
		Matt lacquer	G100510600	700022918	2005
		Wood	G100510613	700022919	2421
120x35,2x48,5 / 47 <sup>1</sup> / <sub>4</sub> x13 <sup>7</sup> / <sub>8</sub> x19 <sup>1</sup> / <sub>8</sub>		Gloss lacquer	G100510549	700022869	2447
		Matt lacquer	G100510562	700022870	2237
		Wood	G100510556	700022871	2704

## WASH BASIN UNIT BPS-1 SX

DEPTH 48,5CM / 19<sup>1</sup>/<sub>8</sub>"




35,2 / 13<sup>7</sup>/<sub>8</sub>



Basin unit with **NO** right side.

Base portalavabo **SENZA** fianco destro.

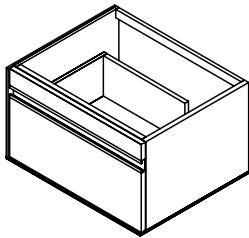
Тумбочка под умывальник БЕЗ правой боковой стороны.

MEASURES	(  x  x  )	FINISHES	KEA	SAP	POINTS
60x35,2x48,5 / 23 <sup>5</sup> / <sub>8</sub> x13 <sup>7</sup> / <sub>8</sub> x19 <sup>1</sup> / <sub>8</sub>		Gloss lacquer	G100510212	700015109	1691
		Matt lacquer	G100510287	700015165	1538
		Wood	G100510044	700015053	1904
90x35,2x48,5 / 35 <sup>3</sup> / <sub>8</sub> x13 <sup>7</sup> / <sub>8</sub> x19 <sup>1</sup> / <sub>8</sub>		Gloss lacquer	G100510052	700015110	1944
		Matt lacquer	G100510175	700015166	1764
		Wood	G100510023	700015054	2187
120x35,2x48,5 / 47 <sup>1</sup> / <sub>4</sub> x13 <sup>7</sup> / <sub>8</sub> x19 <sup>1</sup> / <sub>8</sub>		Gloss lacquer	G100510073	700015111	2204
		Matt lacquer	G100510070	700015167	1996
		Wood	G100510038	700015055	2470

## WASH BASIN UNIT BPS-1 SX USA COMPATIBLE

DEPTH 48,5CM / 19<sup>1</sup>/<sub>8</sub>"

35,2 / 13<sup>7</sup>/<sub>8</sub>






Basin unit with **NO** right side.

Base portalavabo **SENZA** fianco destro.

Тумбочка под умывальник БЕЗ правой боковой стороны.

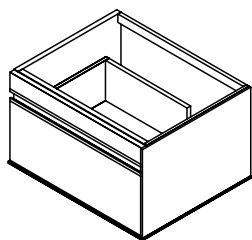


MEASURES	(  x  x  )	FINISHES	KEA	SAP	POINTS
60x35,2x48,5 / 23 <sup>5</sup> / <sub>8</sub> x13 <sup>7</sup> / <sub>8</sub> x19 <sup>1</sup> / <sub>8</sub>		Gloss lacquer	G100510570	700022890	1867
		Matt lacquer	G100510580	700022891	1714
		Wood	G100510577	700022892	2080
90x35,2x48,5 / 35 <sup>3</sup> / <sub>8</sub> x13 <sup>7</sup> / <sub>8</sub> x19 <sup>1</sup> / <sub>8</sub>		Gloss lacquer	G100510598	700022914	2120
		Matt lacquer	G100510617	700022915	1940
		Wood	G100510615	700022916	2363
120x35,2x48,5 / 47 <sup>1</sup> / <sub>4</sub> x13 <sup>7</sup> / <sub>8</sub> x19 <sup>1</sup> / <sub>8</sub>		Gloss lacquer	G100510558	700022866	2380
		Matt lacquer	G100510551	700022867	2172
		Wood	G100510550	700022868	2646

## WASH BASIN UNIT BPS-1 DX

DEPTH 48,5CM / 19<sup>1</sup>/<sub>8</sub>"


35,2 / 13<sup>7</sup>/<sub>8</sub>



Basin unit with **NO** left side.

Base portalavabo **SENZA** fianco sinistro

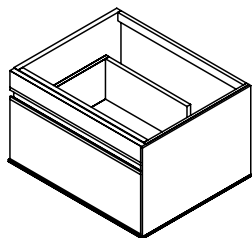
Тумбочка под умывальник БЕЗ левой боковой стороны.

MEASURES	(  )	FINISHES	KEA	SAP	POINTS
60x35,2x48,5 / 23 <sup>5</sup> / <sub>8</sub> x13 <sup>7</sup> / <sub>8</sub> x19 <sup>1</sup> / <sub>8</sub>		Gloss lacquer	G100510108	700015112	1691
		Matt lacquer	G100510284	700015168	1538
		Wood	G100510040	700015056	1904
90x35,2x48,5 / 35 <sup>3</sup> / <sub>8</sub> x13 <sup>7</sup> / <sub>8</sub> x19 <sup>1</sup> / <sub>8</sub>		Gloss lacquer	G100510144	700015113	1944
		Matt lacquer	G100510028	700015169	1764
		Wood	G100510006	700015057	2187
120x35,2x48,5 / 47 <sup>1</sup> / <sub>4</sub> x13 <sup>7</sup> / <sub>8</sub> x19 <sup>1</sup> / <sub>8</sub>		Gloss lacquer	G100510178	700015114	2204
		Matt lacquer	G100510203	700015170	1996
		Wood	G100510046	700015058	2470

## WASH BASIN UNIT BPS-1 DX USA COMPATIBLE

DEPTH 48,5CM / 19<sup>1</sup>/<sub>8</sub>"

35,2 / 13<sup>7</sup>/<sub>8</sub>




Basin unit with **NO** left side.

Base portalavabo **SENZA** fianco sinistro

Тумбочка под умывальник БЕЗ левой боковой стороны.

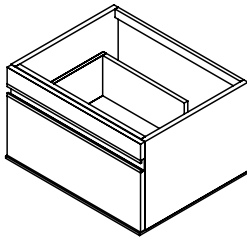


MEASURES	(  )	FINISHES	KEA	SAP	POINTS
60x35,2x48,5 / 23 <sup>5</sup> / <sub>8</sub> x13 <sup>7</sup> / <sub>8</sub> x19 <sup>1</sup> / <sub>8</sub>		Gloss lacquer	G100510568	700022884	1867
		Matt lacquer	G100510581	700022885	1714
		Wood	G100510567	700022886	2080
90x35,2x48,5 / 35 <sup>3</sup> / <sub>8</sub> x13 <sup>7</sup> / <sub>8</sub> x19 <sup>1</sup> / <sub>8</sub>		Gloss lacquer	G100510566	700022908	2120
		Matt lacquer	G100510583	700022909	1940
		Wood	G100510582	700022910	2363
120x35,2x48,5 / 47 <sup>1</sup> / <sub>4</sub> x13 <sup>7</sup> / <sub>8</sub> x19 <sup>1</sup> / <sub>8</sub>		Gloss lacquer	G100510546	700022860	2380
		Matt lacquer	G100510554	700022861	2172
		Wood	G100510565	700022862	2646

## WASH BASIN UNIT BPS-1

DEPTH 48,5CM / 19<sup>1</sup>/<sub>8</sub>"

35,2 / 13<sup>7</sup>/<sub>8</sub>



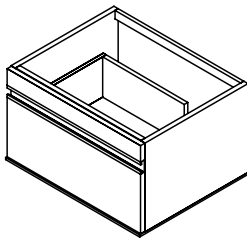
Basin unit with **NO** sides.  
Base portalavabo **SENZA** fianchi.  
Тумбочка под умывальник БЕЗ боковых сторон.

MEASURES	(xx)	FINISHES	KEA	SAP	POINTS
60x35,2x48,5 / 23 <sup>5</sup> / <sub>8</sub> x13 <sup>7</sup> / <sub>8</sub> x19 <sup>1</sup> / <sub>8</sub>		Gloss lacquer	G100510058	700015115	1624
		Matt lacquer	G100510206	700015171	1474
		Wood	G100510022	700015059	1846
90x35,2x48,5 / 35 <sup>3</sup> / <sub>8</sub> x13 <sup>7</sup> / <sub>8</sub> x19 <sup>1</sup> / <sub>8</sub>		Gloss lacquer	G100510261	700015116	1877
		Matt lacquer	G100510014	700015172	1699
		Wood	G100510019	700015060	2128
120x35,2x48,5 / 47 <sup>1</sup> / <sub>4</sub> x13 <sup>7</sup> / <sub>8</sub> x19 <sup>1</sup> / <sub>8</sub>		Gloss lacquer	G100510076	700015117	2137
		Matt lacquer	G100510209	700015173	1931
		Wood	G100510013	700015061	2411

## WASH BASIN UNIT BPS-1 USA COMPATIBLE

DEPTH 48,5CM / 19<sup>1</sup>/<sub>8</sub>"

35,2 / 13<sup>7</sup>/<sub>8</sub>



Basin unit with **NO** sides.  
Base portalavabo **SENZA** fianchi.  
Тумбочка под умывальник БЕЗ боковых сторон.

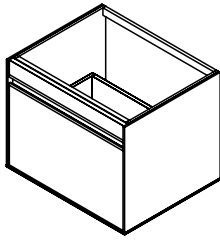


MEASURES	(xx)	FINISHES	KEA	SAP	POINTS
60x35,2x48,5 / 23 <sup>5</sup> / <sub>8</sub> x13 <sup>7</sup> / <sub>8</sub> x19 <sup>1</sup> / <sub>8</sub>		Gloss lacquer	G100510593	700022887	1800
		Matt lacquer	G100510589	700022888	1650
		Wood	G100510572	700022889	2022
90x35,2x48,5 / 35 <sup>3</sup> / <sub>8</sub> x13 <sup>7</sup> / <sub>8</sub> x19 <sup>1</sup> / <sub>8</sub>		Gloss lacquer	G100510607	700022911	2053
		Matt lacquer	G100510603	700022912	1875
		Wood	G100510616	700022913	2304
120x35,2x48,5 / 47 <sup>1</sup> / <sub>4</sub> x13 <sup>7</sup> / <sub>8</sub> x19 <sup>1</sup> / <sub>8</sub>		Gloss lacquer	G100510547	700022863	2313
		Matt lacquer	G100510553	700022864	2107
		Wood	G100510563	700022865	2587

## WASH BASIN UNIT BPS-2C

DEPTH 48,5CM / 19<sup>1</sup>/<sub>8</sub>"

47,2 / 18<sup>5</sup>/<sub>8</sub>



Full basin unit.

Base portalavabo **completa**.

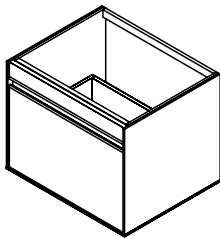
Тумбочка под умывальник полностью.

MEASURES	(xx)	FINISHES	KEA	SAP	POINTS
60x47,2x48,5 / 23 <sup>5</sup> / <sub>8</sub> x18 <sup>5</sup> / <sub>8</sub> x19 <sup>1</sup> / <sub>8</sub>		Gloss lacquer	G100510171	700015118	1867
		Matt lacquer	G100510095	700015174	1694
		Wood	G100510048	700015062	2073
90x47,2x48,5 / 35 <sup>3</sup> / <sub>8</sub> x18 <sup>5</sup> / <sub>8</sub> x19 <sup>1</sup> / <sub>8</sub>		Gloss lacquer	G100510156	700015119	2133
		Matt lacquer	G100510127	700015175	1930
		Wood	G100510045	700015063	2378
120x47,2x48,5 / 47 <sup>1</sup> / <sub>4</sub> x18 <sup>5</sup> / <sub>8</sub> x19 <sup>1</sup> / <sub>8</sub>		Gloss lacquer	G100510031	700015120	2405
		Matt lacquer	G100510110	700015176	2172
		Wood	G100510039	700015064	2677

## WASH BASIN UNIT BPS-2C USA COMPATIBLE

DEPTH 48,5CM / 19<sup>1</sup>/<sub>8</sub>"

47,2 / 18<sup>5</sup>/<sub>8</sub>



Full basin unit.

Base portalavabo **completa**.

Тумбочка под умывальник полностью.



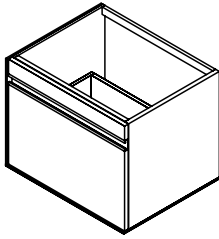
MEASURES	(xx)	FINISHES	KEA	SAP	POINTS
60x47,2x48,5 / 23 <sup>5</sup> / <sub>8</sub> x18 <sup>5</sup> / <sub>8</sub> x19 <sup>1</sup> / <sub>8</sub>		Gloss lacquer	G100510590	700022905	1918
		Matt lacquer	G100510595	700022906	1745
		Wood	G100510594	700022907	2124
90x47,2x48,5 / 35 <sup>3</sup> / <sub>8</sub> x18 <sup>5</sup> / <sub>8</sub> x19 <sup>1</sup> / <sub>8</sub>		Gloss lacquer	G100510612	700022929	2184
		Matt lacquer	G100510610	700022930	1981
		Wood	G100510614	700022931	2429
120x47,2x48,5 / 47 <sup>1</sup> / <sub>4</sub> x18 <sup>5</sup> / <sub>8</sub> x19 <sup>1</sup> / <sub>8</sub>		Gloss lacquer	G100510571	700022881	2456
		Matt lacquer	G100510588	700022882	2223
		Wood	G100510576	700022883	2728



## WASH BASIN UNIT BPS-2 SX

DEPTH 48,5CM / 19<sup>1</sup>/<sub>8</sub>"

47,2 / 18<sup>5</sup>/<sub>8</sub>



Basin unit with **NO** right side.

Base portalavabo **SENZA** fianco destro.

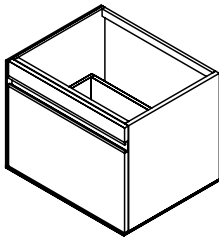
Тумбочка под умывальник БЕЗ правой боковой стороны.

MEASURES	( x  x )	FINISHES	KEA	SAP	POINTS
60x47,2x48,5 / 23 <sup>5</sup> / <sub>8</sub> x18 <sup>5</sup> / <sub>8</sub> x19 <sup>1</sup> / <sub>8</sub>		Gloss lacquer	G100510201	700015121	1784
		Matt lacquer	G100510186	700015177	1613
		Wood	G100510030	700015065	2014
90x47,2x48,5 / 35 <sup>3</sup> / <sub>8</sub> x18 <sup>5</sup> / <sub>8</sub> x19 <sup>1</sup> / <sub>8</sub>		Gloss lacquer	G100510113	700015122	2050
		Matt lacquer	G100510177	700015178	1850
		Wood	G100510012	700015066	2319
120x47,2x48,5 / 47 <sup>1</sup> / <sub>4</sub> x18 <sup>5</sup> / <sub>8</sub> x19 <sup>1</sup> / <sub>8</sub>		Gloss lacquer	G100510124	700015123	2322
		Matt lacquer	G100510176	700015179	2092
		Wood	G100510024	700015067	2617

## WASH BASIN UNIT BPS-2 SX USA COMPATIBLE

DEPTH 48,5CM / 19<sup>1</sup>/<sub>8</sub>"

47,2 / 18<sup>5</sup>/<sub>8</sub>



Basin unit with **NO** right side.

Base portalavabo **SENZA** fianco destro.

Тумбочка под умывальник БЕЗ правой боковой стороны.

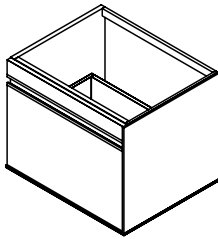


MEASURES	( x  x )	FINISHES	KEA	SAP	POINTS
60x47,2x48,5 / 23 <sup>5</sup> / <sub>8</sub> x18 <sup>5</sup> / <sub>8</sub> x19 <sup>1</sup> / <sub>8</sub>		Gloss lacquer	G100510596	700022902	1835
		Matt lacquer	G100510585	700022903	1664
		Wood	G100510584	700022904	2065
90x47,2x48,5 / 35 <sup>3</sup> / <sub>8</sub> x18 <sup>5</sup> / <sub>8</sub> x19 <sup>1</sup> / <sub>8</sub>		Gloss lacquer	G100510606	700022926	2101
		Matt lacquer	G100510605	700022927	1901
		Wood	G100510599	700022928	2370
120x47,2x48,5 / 47 <sup>1</sup> / <sub>4</sub> x18 <sup>5</sup> / <sub>8</sub> x19 <sup>1</sup> / <sub>8</sub>		Gloss lacquer	G100510559	700022878	2373
		Matt lacquer	G100510555	700022879	2143
		Wood	G100510578	700022880	2668

## WASH BASIN UNIT BPS-2 DX

DEPTH 48,5CM / 19<sup>1</sup>/<sub>8</sub>"

47,2 / 18<sup>5</sup>/<sub>8</sub>



Basin unit with **NO** left side.

Base portalavabo **SENZA** fianco sinistro

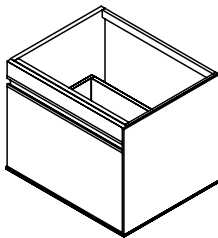
Тумбочка под умывальник БЕЗ левой боковой стороны.

60x47,2x48,5 / 23 <sup>5</sup> / <sub>8</sub> x18 <sup>5</sup> / <sub>8</sub> x19 <sup>1</sup> / <sub>8</sub>	Gloss lacquer	G100510104	700015124	1784
	Matt lacquer	G100510065	700015180	1613
	Wood	G100510153	700015068	2014
90x47,2x48,5 / 35 <sup>3</sup> / <sub>8</sub> x18 <sup>5</sup> / <sub>8</sub> x19 <sup>1</sup> / <sub>8</sub>	Gloss lacquer	G100510159	700015125	2050
	Matt lacquer	G100510111	700015181	1850
	Wood	G100510050	700015069	2319
120x47,2x48,5 / 47 <sup>1</sup> / <sub>4</sub> x18 <sup>5</sup> / <sub>8</sub> x19 <sup>1</sup> / <sub>8</sub>	Gloss lacquer	G100510188	700015126	2322
	Matt lacquer	G100510089	700015182	2092
	Wood	G100510072	700015070	2617

## WASH BASIN UNIT BPS-2 DX USA COMPATIBLE

DEPTH 48,5CM / 19<sup>1</sup>/<sub>8</sub>"

47,2 / 18<sup>5</sup>/<sub>8</sub>



Basin unit with **NO** left side.

Base portalavabo **SENZA** fianco sinistro

Тумбочка под умывальник БЕЗ левой боковой стороны.

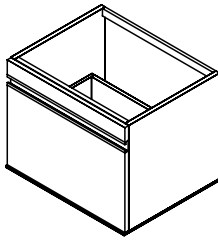


MEASURES	( x  x )	FINISHES	KEA	SAP	POINTS
60x47,2x48,5 / 23 <sup>5</sup> / <sub>8</sub> x18 <sup>5</sup> / <sub>8</sub> x19 <sup>1</sup> / <sub>8</sub>		Gloss lacquer	G100510592	700022896	1835
		Matt lacquer	G100510575	700022897	1664
		Wood	G100510586	700022898	2065
90x47,2x48,5 / 35 <sup>3</sup> / <sub>8</sub> x18 <sup>5</sup> / <sub>8</sub> x19 <sup>1</sup> / <sub>8</sub>		Gloss lacquer	G100510611	700022920	2101
		Matt lacquer	G100510608	700022921	1901
		Wood	G100510597	700022922	2370
120x47,2x48,5 / 47 <sup>1</sup> / <sub>4</sub> x18 <sup>5</sup> / <sub>8</sub> x19 <sup>1</sup> / <sub>8</sub>		Gloss lacquer	G100510560	700022872	2373
		Matt lacquer	G100510557	700022873	2143
		Wood	G100510561	700022874	2668

## WASH BASIN UNIT BPS-2

DEPTH 48,5CM / 19<sup>1</sup>/<sub>8</sub>"

47,2 / 18<sup>5</sup>/<sub>8</sub>



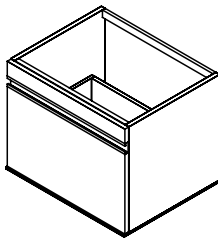
Basin unit with **NO** sides.  
Base portalavabo **SENZA** fianchi.  
Тумбочка под умывальник БЕЗ боковых сторон.

60x47,2x48,5 / 23 <sup>5</sup> / <sub>8</sub> x18 <sup>5</sup> / <sub>8</sub> x19 <sup>1</sup> / <sub>8</sub>	Gloss lacquer	G100510066	700015127	1701
	Matt lacquer	G100510093	700015183	1533
	Wood	G100510025	700015071	1954
90x47,2x48,5 / 35 <sup>3</sup> / <sub>8</sub> x18 <sup>5</sup> / <sub>8</sub> x19 <sup>1</sup> / <sub>8</sub>	Gloss lacquer	G100510077	700015128	1967
	Matt lacquer	G100510182	700015184	1769
	Wood	G100510090	700015072	2259
120x47,2x48,5 / 47 <sup>1</sup> / <sub>4</sub> x18 <sup>5</sup> / <sub>8</sub> x19 <sup>1</sup> / <sub>8</sub>	Gloss lacquer	G100510141	700015129	2239
	Matt lacquer	G100510004	700015185	2011
	Wood	G100510064	700015073	2558

## WASH BASIN UNIT BPS-2 USA COMPATIBLE

DEPTH 48,5CM / 19<sup>1</sup>/<sub>8</sub>"

47,2 / 18<sup>5</sup>/<sub>8</sub>



Basin unit with **NO** sides.  
Base portalavabo **SENZA** fianchi.  
Тумбочка под умывальник БЕЗ боковых сторон.

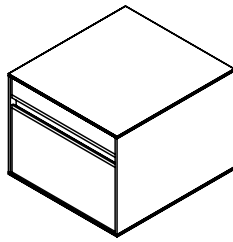


MEASURES	(xx)	FINISHES	KEA	SAP	POINTS
60x47,2x48,5 / 23 <sup>5</sup> / <sub>8</sub> x18 <sup>5</sup> / <sub>8</sub> x19 <sup>1</sup> / <sub>8</sub>		Gloss lacquer	G100510579	700022899	1752
		Matt lacquer	G100510573	700022900	1584
		Wood	G100510587	700022901	2005
90x47,2x48,5 / 35 <sup>3</sup> / <sub>8</sub> x18 <sup>5</sup> / <sub>8</sub> x19 <sup>1</sup> / <sub>8</sub>		Gloss lacquer	G100510601	700022923	2018
		Matt lacquer	G100510604	700022924	1820
		Wood	G100510609	700022925	2310
120x47,2x48,5 / 47 <sup>1</sup> / <sub>4</sub> x18 <sup>5</sup> / <sub>8</sub> x19 <sup>1</sup> / <sub>8</sub>		Gloss lacquer	G100510564	700022875	2290
		Matt lacquer	G100510552	700022876	2062
		Wood	G100510548	700022877	2609

## FREESTANDING UNIT MS-1C

DEPTH 48,5CM / 19<sup>1</sup>/<sub>8</sub>"


36 / 14<sup>1</sup>/<sub>8</sub>



Full wall-hung module.

Modulo sospeso **completo**.

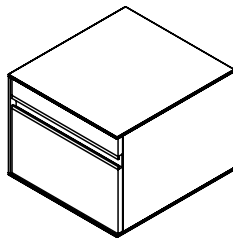
Настенный модуль полностью.

MEASURES	(  )	FINISHES	KEA	SAP	POINTS
45x36x48,5 / 17 <sup>3</sup> / <sub>4</sub> x14 <sup>1</sup> / <sub>8</sub> x19 <sup>1</sup> / <sub>8</sub>		Gloss lacquer	G100510062	700015130	1848
		Matt lacquer	G100510097	700015186	1681
		Wood	G100510134	700015074	2077
60x36x48,5 / 23 <sup>5</sup> / <sub>8</sub> x14 <sup>1</sup> / <sub>8</sub> x19 <sup>1</sup> / <sub>8</sub>		Gloss lacquer	G100510057	700015131	2017
		Matt lacquer	G100510132	700015187	1828
		Wood	G100510009	700015075	2257
90x36x48,5 / 35 <sup>3</sup> / <sub>8</sub> x14 <sup>1</sup> / <sub>8</sub> x19 <sup>1</sup> / <sub>8</sub>		Gloss lacquer	G100510063	700015132	2349
		Matt lacquer	G100510112	700015188	2120
		Wood	G100510088	700015076	2629
120x36x48,5 / 47 <sup>1</sup> / <sub>4</sub> x14 <sup>1</sup> / <sub>8</sub> x19 <sup>1</sup> / <sub>8</sub>		Gloss lacquer	G100510163	700015133	2693
		Matt lacquer	G100510254	700015189	2424
		Wood	G100510123	700015077	3000

## FREESTANDING UNIT MS-1 SX

DEPTH 48,5CM / 19<sup>1</sup>/<sub>8</sub>"


36 / 14<sup>1</sup>/<sub>8</sub>



Wall-hung module with **NO** right side.

Modulo sospeso **SENZA** fianco destro

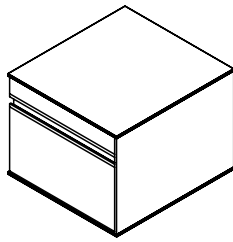
Настенный модуль БЕЗ правой боковой стороны.

MEASURES	(  )	FINISHES	KEA	SAP	POINTS
45x36x48,5 / 17 <sup>3</sup> / <sub>4</sub> x14 <sup>1</sup> / <sub>8</sub> x19 <sup>1</sup> / <sub>8</sub>		Gloss lacquer	G100510121	700015134	1780
		Matt lacquer	G100510081	700015190	1614
		Wood	G100510103	700015078	2015
60x36x48,5 / 23 <sup>5</sup> / <sub>8</sub> x14 <sup>1</sup> / <sub>8</sub> x19 <sup>1</sup> / <sub>8</sub>		Gloss lacquer	G100510080	700015135	1948
		Matt lacquer	G100510173	700015191	1762
		Wood	G100510033	700015079	2195
90x36x48,5 / 35 <sup>3</sup> / <sub>8</sub> x14 <sup>1</sup> / <sub>8</sub> x19 <sup>1</sup> / <sub>8</sub>		Gloss lacquer	G100510027	700015136	2280
		Matt lacquer	G100510005	700015192	2054
		Wood	G100510018	700015080	2568
120x36x48,5 / 47 <sup>1</sup> / <sub>4</sub> x14 <sup>1</sup> / <sub>8</sub> x19 <sup>1</sup> / <sub>8</sub>		Gloss lacquer	G100510049	700015137	2624
		Matt lacquer	G100510279	700015193	2357
		Wood	G100510060	700015081	2938

## FREESTANDING UNIT MS-1 DX

DEPTH 48,5CM / 19<sup>1</sup>/<sub>8</sub>"

36 / 14<sup>1</sup>/<sub>8</sub>



Wall-hung module with **NO** left side.

Modulo sospeso **SENZA** fianco sinistro

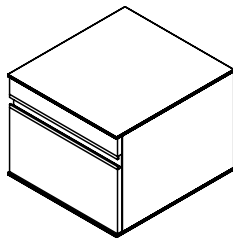
Настенный модуль БЕЗ левой боковой стороны.

MEASURES	(  )	FINISHES	KEA	SAP	POINTS
45x36x48,5 / 17 <sup>3</sup> / <sub>4</sub> x14 <sup>1</sup> / <sub>8</sub> x19 <sup>1</sup> / <sub>8</sub>		Gloss lacquer	G100510047	700015138	1780
		Matt lacquer	G100510195	700015194	1614
		Wood	G100510032	700015082	2015
60x36x48,5 / 23 <sup>5</sup> / <sub>8</sub> x14 <sup>1</sup> / <sub>8</sub> x19 <sup>1</sup> / <sub>8</sub>		Gloss lacquer	G100510135	700015139	1948
		Matt lacquer	G100510129	700015195	1762
		Wood	G100510042	700015083	2195
90x36x48,5 / 35 <sup>3</sup> / <sub>8</sub> x14 <sup>1</sup> / <sub>8</sub> x19 <sup>1</sup> / <sub>8</sub>		Gloss lacquer	G100510276	700015140	2280
		Matt lacquer	G100510233	700015196	2054
		Wood	G100510016	700015084	2568
120x36x48,5 / 47 <sup>1</sup> / <sub>4</sub> x14 <sup>1</sup> / <sub>8</sub> x19 <sup>1</sup> / <sub>8</sub>		Gloss lacquer	G100510126	700015141	2624
		Matt lacquer	G100510150	700015197	2357
		Wood	G100510021	700015085	2938

## FREESTANDING UNIT MS-1

DEPTH 48,5CM / 19<sup>1</sup>/<sub>8</sub>"


36 / 14<sup>1</sup>/<sub>8</sub>



Wall-hung module with **NO** sides.

Modulo sospeso **SENZA** fianchi.

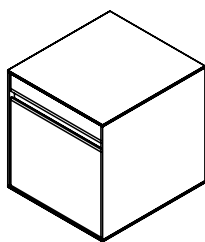
Настенный модуль БЕЗ боковых сторон.

MEASURES	(  )	FINISHES	KEA	SAP	POINTS
45x36x48,5 / 17 <sup>3</sup> / <sub>4</sub> x14 <sup>1</sup> / <sub>8</sub> x19 <sup>1</sup> / <sub>8</sub>		Gloss lacquer	G100510071	700015142	1711
		Matt lacquer	G100510128	700015198	1548
		Wood	G100510034	700015086	1954
60x36x48,5 / 23 <sup>5</sup> / <sub>8</sub> x14 <sup>1</sup> / <sub>8</sub> x19 <sup>1</sup> / <sub>8</sub>		Gloss lacquer	G100510143	700015143	1879
		Matt lacquer	G100510258	700015199	1696
		Wood	G100510085	700015087	2134
90x36x48,5 / 35 <sup>3</sup> / <sub>8</sub> x14 <sup>1</sup> / <sub>8</sub> x19 <sup>1</sup> / <sub>8</sub>		Gloss lacquer	G100510131	700015144	2211
		Matt lacquer	G100510098	700015200	1988
		Wood	G100510122	700015088	2506
120x36x48,5 / 47 <sup>1</sup> / <sub>4</sub> x14 <sup>1</sup> / <sub>8</sub> x19 <sup>1</sup> / <sub>8</sub>		Gloss lacquer	G100510207	700015145	2555
		Matt lacquer	G100510092	700015201	2291
		Wood	G100510083	700015089	2877

## FREESTANDING UNIT MS-2C

DEPTH 48,5CM / 19<sup>1</sup>/<sub>8</sub>"


48 / 18<sup>7</sup>/<sub>8</sub>



Full wall-hung module.

Modulo sospeso **completo**.

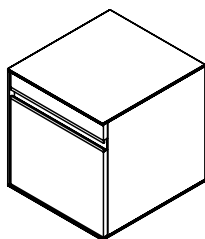
Настенный модуль полностью.

MEASURES	(  )	FINISHES	KEA	SAP	POINTS
45x48x48,5 / 17 <sup>3</sup> / <sub>4</sub> x18 <sup>7</sup> / <sub>8</sub> x19 <sup>1</sup> / <sub>8</sub>		Gloss lacquer	G100510029	700015146	1959
		Matt lacquer	G100510190	700015202	1774
		Wood	G100510037	700015090	2189
60x48x48,5 / 23 <sup>5</sup> / <sub>8</sub> x18 <sup>7</sup> / <sub>8</sub> x19 <sup>1</sup> / <sub>8</sub>		Gloss lacquer	G100510091	700015147	2137
		Matt lacquer	G100510200	700015203	1930
		Wood	G100510017	700015091	2379
90x48x48,5 / 35 <sup>3</sup> / <sub>8</sub> x18 <sup>7</sup> / <sub>8</sub> x19 <sup>1</sup> / <sub>8</sub>		Gloss lacquer	G100510114	700015148	2483
		Matt lacquer	G100510262	700015204	2233
		Wood	G100510105	700015092	2774
120x48x48,5 / 47 <sup>1</sup> / <sub>4</sub> x18 <sup>7</sup> / <sub>8</sub> x19 <sup>1</sup> / <sub>8</sub>		Gloss lacquer	G100510055	700015149	2839
		Matt lacquer	G100510222	700015205	2546
		Wood	G100510035	700015093	3161

## FREESTANDING UNIT MS-2 SX

DEPTH 48,5CM / 19<sup>1</sup>/<sub>8</sub>"


48 / 18<sup>7</sup>/<sub>8</sub>



Wall-hung module with **NO** right side.

Modulo sospeso **SENZA** fianco destro

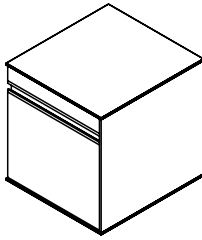
Настенный модуль БЕЗ правой боковой стороны.

MEASURES	(  )	FINISHES	KEA	SAP	POINTS
45x48x48,5 / 17 <sup>3</sup> / <sub>4</sub> x18 <sup>7</sup> / <sub>8</sub> x19 <sup>1</sup> / <sub>8</sub>		Gloss lacquer	G100510059	700015150	1874
		Matt lacquer	G100510232	700015206	1693
		Wood	G100510068	700015094	2126
60x48x48,5 / 23 <sup>5</sup> / <sub>8</sub> x18 <sup>7</sup> / <sub>8</sub> x19 <sup>1</sup> / <sub>8</sub>		Gloss lacquer	G100510289	700015151	2052
		Matt lacquer	G100510224	700015207	1848
		Wood	G100510036	700015095	2317
90x48x48,5 / 35 <sup>3</sup> / <sub>8</sub> x18 <sup>7</sup> / <sub>8</sub> x19 <sup>1</sup> / <sub>8</sub>		Gloss lacquer	G100510293	700015152	2398
		Matt lacquer	G100510215	700015208	2151
		Wood	G100510185	700015096	2711
120x48x48,5 / 47 <sup>1</sup> / <sub>4</sub> x18 <sup>7</sup> / <sub>8</sub> x19 <sup>1</sup> / <sub>8</sub>		Gloss lacquer	G100510142	700015153	2754
		Matt lacquer	G100510075	700015209	2464
		Wood	G100510096	700015097	3098

## FREESTANDING UNIT MS-2 DX

DEPTH 48,5CM / 19<sup>1</sup>/<sub>8</sub>"


48 / 18<sup>7</sup>/<sub>8</sub>



Wall-hung module with **NO** left side.

Modulo sospeso **SENZA** fianco sinistro

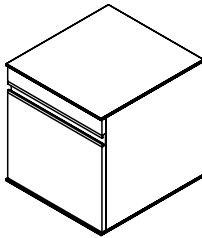
Настенный модуль БЕЗ левой боковой стороны.

MEASURES	(  )	FINISHES	KEA	SAP	POINTS
45x48x48,5 / 17 <sup>3</sup> / <sub>4</sub> x18 <sup>7</sup> / <sub>8</sub> x19 <sup>1</sup> / <sub>8</sub>		Gloss lacquer	G100510099	700015154	1874
		Matt lacquer	G100510003	700015210	1693
		Wood	G100510140	700015098	2126
60x48x48,5 / 23 <sup>5</sup> / <sub>8</sub> x18 <sup>7</sup> / <sub>8</sub> x19 <sup>1</sup> / <sub>8</sub>		Gloss lacquer	G100510151	700015155	2052
		Matt lacquer	G100510266	700015211	1848
		Wood	G100510020	700015099	2317
90x48x48,5 / 35 <sup>3</sup> / <sub>8</sub> x18 <sup>7</sup> / <sub>8</sub> x19 <sup>1</sup> / <sub>8</sub>		Gloss lacquer	G100510106	700015156	2398
		Matt lacquer	G100510194	700015212	2151
		Wood	G100510001	700015100	2711
120x48x48,5 / 47 <sup>1</sup> / <sub>4</sub> x18 <sup>7</sup> / <sub>8</sub> x19 <sup>1</sup> / <sub>8</sub>		Gloss lacquer	G100510166	700015157	2754
		Matt lacquer	G100510172	700015213	2464
		Wood	G100510087	700015101	3098

## FREESTANDING UNIT MS-2

DEPTH 48,5CM / 19<sup>1</sup>/<sub>8</sub>"


48 / 18<sup>7</sup>/<sub>8</sub>



Wall-hung module with **NO** sides.

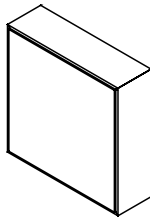
Modulo sospeso **SENZA** fianchi.

Настенный модуль БЕЗ боковых сторон.

MEASURES	(  )	FINISHES	KEA	SAP	POINTS
45x48x48,5 / 17 <sup>3</sup> / <sub>4</sub> x18 <sup>7</sup> / <sub>8</sub> x19 <sup>1</sup> / <sub>8</sub>		Gloss lacquer	G100510158	700015158	1789
		Matt lacquer	G100510169	700015214	1611
		Wood	G100510253	700015102	2063
60x48x48,5 / 23 <sup>5</sup> / <sub>8</sub> x18 <sup>7</sup> / <sub>8</sub> x19 <sup>1</sup> / <sub>8</sub>		Gloss lacquer	G100510118	700015159	1967
		Matt lacquer	G100510155	700015215	1766
		Wood	G100510170	700015103	2254
90x48x48,5 / 35 <sup>3</sup> / <sub>8</sub> x18 <sup>7</sup> / <sub>8</sub> x19 <sup>1</sup> / <sub>8</sub>		Gloss lacquer	G100510271	700015160	2312
		Matt lacquer	G100510202	700015216	2069
		Wood	G100510183	700015104	2648
120x48x48,5 / 47 <sup>1</sup> / <sub>4</sub> x18 <sup>7</sup> / <sub>8</sub> x19 <sup>1</sup> / <sub>8</sub>		Gloss lacquer	G100510149	700015161	2669
		Matt lacquer	G100510056	700015217	2382
		Wood	G100510125	700015105	3035



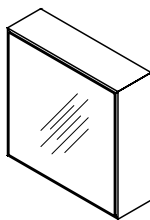
## UPPER UNIT




Upper unit with door.  
Modulo pensile con anta  
Верхний блок с дверцей.

MEASURES	(  )	FINISHES	KEA	SAP	POINTS
45x48x18 / 17 <sup>3/4</sup> x18 <sup>7/8</sup> x7 <sup>1/8</sup>		Metal / Gloss lacquer	G100510204	700015278	708
		Metal / Matt lacquer	G100510236	700015279	688
		Metal / Wood	G100510148	700015277	731
		Inox / Gloss lacquer	G100510270	700015354	851
		Inox / Matt lacquer	G100510352	700015355	830
		Inox / Wood	G100510344	700015353	876
45x60x18 / 17 <sup>3/4</sup> x23 <sup>5/8</sup> x7 <sup>1/8</sup>		Metal / Gloss lacquer	G100510221	700015294	767
		Metal / Matt lacquer	G100510102	700015296	742
		Metal / Wood	G100510199	700015292	794
		Inox / Gloss lacquer	G100510240	700015370	924
		Inox / Matt lacquer	G100510198	700015372	900
		Inox / Wood	G100510292	700015368	955
60x60x18 / 23 <sup>5/8</sup> x23 <sup>5/8</sup> x7 <sup>1/8</sup>		Metal / Gloss lacquer	G100510154	700015295	859
		Metal / Matt lacquer	G100510356	700015420	828
		Metal / Wood	G100510079	700015293	887
		Inox / Gloss lacquer	G100510329	700015371	1044
		Inox / Matt lacquer	G100510325	700015373	1013
		Inox / Wood	G100510138	700015369	1074

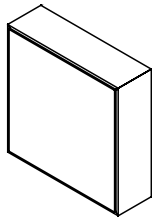
## UPPER UNIT / MIRROR



Upper unit with door. / Mirror.  
Modulo pensile con anta / Specchio.  
Верхний блок с дверцей. / Зеркало.

MEASURES	(  )	FINISHES	KEA	SAP	POINTS
45x48x18 / 17 <sup>3/4</sup> x18 <sup>7/8</sup> x7 <sup>1/8</sup>		Metal / Mirror	G100510416	700018270	527
		Inox / Mirror	G100510415	700018262	677
45x60x18 / 17 <sup>3/4</sup> x23 <sup>5/8</sup> x7 <sup>1/8</sup>		Metal / Mirror	G100510420	700018290	544
		Inox / Mirror	G100510419	700018280	709
60x60x18 / 23 <sup>5/8</sup> x23 <sup>5/8</sup> x7 <sup>1/8</sup>		Metal / Mirror	G100510426	700018274	621
		Inox / Mirror	G100510425	700018265	748

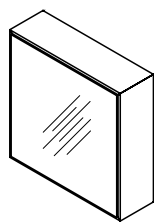
## UPPER UNIT



Upper unit with door.  
Modulo pensile con anta  
Верхний блок с дверцей.

MEASURES		FINISHES	KEA	SAP	POINTS
45x48x18 / 17 <sup>3/4</sup> x18 <sup>7/8</sup> x7 <sup>1/8</sup>		Metal / Gloss lacquer	G100510302	700015284	732
		Metal / Matt lacquer	G100510245	700015288	712
		Metal / Wood	G100510109	700015280	748
		Inox / Gloss lacquer	G100510316	700015360	875
		Inox / Matt lacquer	G100510278	700015364	855
		Inox / Wood	G100510084	700015356	893
60x48x18 / 23 <sup>5/8</sup> x18 <sup>7/8</sup> x7 <sup>1/8</sup>		Metal / Gloss lacquer	G100510331	700015285	815
		Metal / Matt lacquer	G100510101	700015289	789
		Metal / Wood	G100510164	700015281	837
		Inox / Gloss lacquer	G100510257	700015361	986
		Inox / Matt lacquer	G100510330	700015365	960
		Inox / Wood	G100510213	700015357	1019
90x48x18 / 35 <sup>3/8</sup> x18 <sup>7/8</sup> x7 <sup>1/8</sup>		Metal / Gloss lacquer	G100510285	700015286	992
		Metal / Matt lacquer	G100510296	700015290	956
		Metal / Wood	G100510274	700015282	1027
		Inox / Gloss lacquer	G100510298	700015362	1219
		Inox / Matt lacquer	G100510223	700015366	1182
		Inox / Wood	G100510139	700015358	1255
120x48x18 / 47 <sup>1/4</sup> x18 <sup>7/8</sup> x7 <sup>1/8</sup>		Metal / Gloss lacquer	G100510211	700015287	1170
		Metal / Matt lacquer	G100510286	700015291	1122
		Metal / Wood	G100510281	700015283	1216
		Inox / Gloss lacquer	G100510320	700015363	1451
		Inox / Matt lacquer	G100510349	700015367	1404
		Inox / Wood	G100510323	700015359	1501
45x60x18 / 17 <sup>3/4</sup> x23 <sup>5/8</sup> x7 <sup>1/8</sup>		Metal / Gloss lacquer	G100510061	700015300	806
		Metal / Matt lacquer	G100510219	700015303	781
		Metal / Wood	G100510312	700015297	834
		Inox / Gloss lacquer	G100510162	700015377	964
		Inox / Matt lacquer	G100510161	700015380	939
		Inox / Wood	G100510348	700015374	995
60x60x18 / 23 <sup>5/8</sup> x23 <sup>5/8</sup> x7 <sup>1/8</sup>		Metal / Gloss lacquer	G100510301	700015301	898
		Metal / Matt lacquer	G100510167	700015304	867
		Metal / Wood	G100510265	700015298	927
		Inox / Gloss lacquer	G100510333	700015378	1084
		Inox / Matt lacquer	G100510290	700015381	1052
		Inox / Wood	G100510319	700015375	1114
90x60x18 / 35 <sup>3/8</sup> x23 <sup>5/8</sup> x7 <sup>1/8</sup>		Metal / Gloss lacquer	G100510350	700015302	1086
		Metal / Matt lacquer	G100510342	700015305	1041
		Metal / Wood	G100510309	700015299	1129
		Inox / Gloss lacquer	G100510345	700015379	1327
		Inox / Matt lacquer	G100510338	700015382	1282
		Inox / Wood	G100510218	700015376	1386

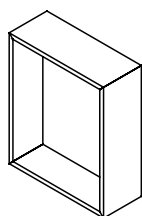
## UPPER UNIT / MIRROR



Upper unit with door. / Mirror.  
Modulo pensile con anta / Specchio.  
Верхний блок с дверцей. / Зеркало.

MEASURES	(xx)	FINISHES	KEA	SAP	POINTS
45x48x18 / 17 <sup>3/4</sup> x18 <sup>7/8</sup> x7 <sup>1/8</sup>		Metal / Mirror	G100510418	700018263	593
		Inox / Mirror	G100510417	700018271	742
60x48x18 / 23 <sup>5/8</sup> x18 <sup>7/8</sup> x7 <sup>1/8</sup>		Metal / Mirror	G100510424	700018264	624
		Inox / Mirror	G100510423	700018281	802
90x48x18 / 35 <sup>3/8</sup> x18 <sup>7/8</sup> x7 <sup>1/8</sup>		Metal / Mirror	G100510430	700018275	711
		Inox / Mirror	G100510429	700018283	947
120x48x18 / 47 <sup>1/4</sup> x18 <sup>7/8</sup> x7 <sup>1/8</sup>		Metal / Mirror	G100510413	700018261	785
		Inox / Mirror	G100510414	700018260	1079
45x60x18 / 17 <sup>3/4</sup> x23 <sup>5/8</sup> x7 <sup>1/8</sup>		Metal / Mirror	G100510422	700018273	630
		Inox / Mirror	G100510421	700018272	795
60x60x18 / 23 <sup>5/8</sup> x23 <sup>5/8</sup> x7 <sup>1/8</sup>		Metal / Mirror	G100510428	700018282	708
		Inox / Mirror	G100510427	700018266	902
90x60x18 / 35 <sup>3/8</sup> x23 <sup>5/8</sup> x7 <sup>1/8</sup>		Metal / Mirror	G100510432	700018284	739
		Inox / Mirror	G100510431	700018276	990

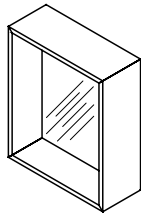
## SHELF



Shelf.  
Ripiano.  
Полка.

MEASURES	(xx)	FINISHES	KEA	SAP	POINTS
45x36x12 / 17 <sup>3/4</sup> x14 <sup>1/8</sup> x4 <sup>3/4</sup>		Metal / Gloss lacquer	G100510230	700015228	285
		Metal / Matt lacquer	G100510146	700015230	265
		Metal / Wood	G100510247	700015226	340
		Inox / Gloss lacquer	G100510216	700015316	347
		Inox / Matt lacquer	G100510308	700015318	324
		Inox / Wood	G100510336	700015314	397
45x48x12 / 17 <sup>3/4</sup> x18 <sup>7/8</sup> x4 <sup>3/4</sup>		Metal / Gloss lacquer	G100510074	700015229	318
		Metal / Matt lacquer	G100510107	700015231	294
		Metal / Wood	G100510192	700015227	387
		Inox / Gloss lacquer	G100510187	700015317	389
		Inox / Matt lacquer	G100510227	700015319	363
		Inox / Wood	G100510228	700015315	452

## SHELF / MIRROR

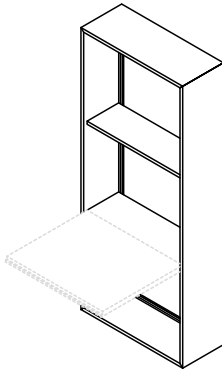


Shelf / Mirror.  
Mensola/ Specchio.  
Полка / зеркало.

MEASURES	()	FINISHES	KEA	SAP	POINTS
45x36x9 / 17 <sup>3/4</sup> x14 <sup>1/8</sup> x3 <sup>1/2</sup>		Metal / Mirror	G100510225	700015218	205
		Inox / Mirror	G100510272	700015306	243
60x36x9 / 23 <sup>5/8</sup> x14 <sup>1/8</sup> x3 <sup>1/2</sup>		Metal / Mirror	G100510067	700015219	223
		Inox / Mirror	G100510251	700015307	270
90x36x9 / 35 <sup>3/8</sup> x14 <sup>1/8</sup> x3 <sup>1/2</sup>		Metal / Mirror	G100510400	100160323	268
		Inox / Mirror	G100510259	700015308	330
120x36x9 / 47 <sup>1/4</sup> x14 <sup>1/8</sup> x3 <sup>1/2</sup>		Metal / Mirror	G100510007	700015221	309
		Inox / Mirror	G100510403	100160314	385
45x48x9 / 17 <sup>3/4</sup> x18 <sup>7/8</sup> x3 <sup>1/2</sup>		Metal / Mirror	G100510191	700015222	220
		Inox / Mirror	G100510288	700015310	266
60x48x9 / 23 <sup>5/8</sup> x18 <sup>7/8</sup> x3 <sup>1/2</sup>		Metal / Mirror	G100510078	700015223	242
		Inox / Mirror	G100510303	700015311	295
90x48x9 / 35 <sup>3/8</sup> x18 <sup>7/8</sup> x3 <sup>1/2</sup>		Metal / Mirror	G100510116	700015224	292
		Inox / Mirror	G100510291	700015312	360
120x48x9 / 47 <sup>1/4</sup> x18 <sup>7/8</sup> x3 <sup>1/2</sup>		Metal / Mirror	G100510117	700015225	336
		Inox / Mirror	G100510267	700015313	419

MA

## TALL CABINET MSC-3 WITHOUT DOOR FRONT

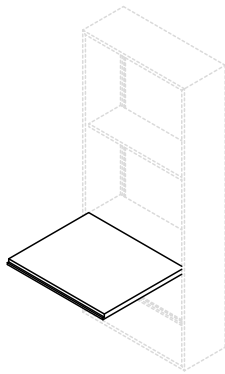


Tall cabinet. Front is required.  
Colonna. Bisogna antina.  
Высокий шкаф. Нуждается в фасаде.

MEASURES	()	FINISHES	KEA	SAP	POINTS
30x108x18 / 11 <sup>3/4</sup> x42 <sup>1/2</sup> x7 <sup>1/8</sup>		Metal / Gloss lacquer	G100510026	700015238	640
		Metal / Matt lacquer	G100510119	700015240	599
		Metal / Wood	G100510280	700015236	749
		Inox / Gloss lacquer	G100510315	700015326	836
		Inox / Matt lacquer	G100510136	700015328	788
		Inox / Wood	G100510010	700015324	945
45x108x18 / 17 <sup>3/4</sup> x42 <sup>1/2</sup> x7 <sup>1/8</sup>		Metal / Gloss lacquer	G100510243	700015239	733
		Metal / Matt lacquer	G100510210	700015241	668
		Metal / Wood	G100510264	700015237	864
		Inox / Gloss lacquer	G100510229	700015327	944
		Inox / Matt lacquer	G100510115	700015329	885
		Inox / Wood	G100510226	700015325	1098

MC

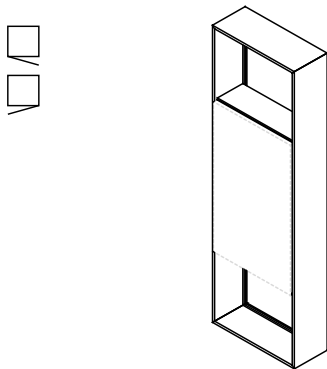
## TALL CABINET FRONT MSC-3



Door Front.  
Porta colonna  
Фасад высокого шкафа.

MEASURES	(xx)	FINISHES	KEA	SAP	POINTS
30x36x2 / 11 <sup>3/4</sup> x14 <sup>1/8</sup> x0 <sup>3/4</sup>		Gloss lacquer	G100510120	700015244	385
		Matt lacquer	G100510305	700015246	359
		Wood	G100510283	700015242	448
45x36x2 / 17 <sup>3/4</sup> x14 <sup>1/8</sup> x0 <sup>3/4</sup>		Gloss lacquer	G100510256	700015245	426
		Matt lacquer	G100510002	700015247	397
		Wood	G100510205	700015243	498

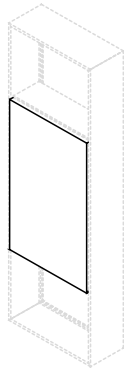
## TALL CABINET MSC-2 WITHOUT DOOR FRONT



Tall cabinet. Front is required.  
Colonna. Bisogna antina.  
Высокий шкаф. Нуждается в фасаде.

MEASURES	(xx)	FINISHES	KEA	SAP	POINTS
30x144x18 / 11 <sup>3/4</sup> x56 <sup>3/4</sup> x7 <sup>1/8</sup>		Metal / Gloss lacquer	G100510217	700015250	808
		Metal / Matt lacquer	G100510313	700015252	757
		Metal / Wood	G100510304	700015248	954
		Inox / Gloss lacquer	G100510299	700015332	1090
		Inox / Matt lacquer	G100510328	700015334	1028
		Inox / Wood	G100510326	700015330	1225
45x144x18 / 17 <sup>3/4</sup> x56 <sup>3/4</sup> x7 <sup>1/8</sup>		Metal / Gloss lacquer	G100510235	700015251	912
		Metal / Matt lacquer	G100510054	700015253	848
		Metal / Wood	G100510184	700015249	1084
		Inox / Gloss lacquer	G100510354	700015333	1242
		Inox / Matt lacquer	G100510311	700015335	1165
		Inox / Wood	G100510246	700015331	1422


## TALL CABINET FRONT MSC-2



Door Front.  
Porta colonna  
Фасад высокого шкафа.

MEASURES	(xx)	FINISHES	KEA	SAP	POINTS
30x73x2 / 11 <sup>3/4</sup> x28 <sup>3/4</sup> x0 <sup>3/4</sup>		Gloss lacquer	G100510165	700015256	301
		Matt lacquer	G100510263	700015258	280
		Wood	G100510189	700015254	338
45x73x2 / 17 <sup>3/4</sup> x28 <sup>3/4</sup> x0 <sup>3/4</sup>		Gloss lacquer	G100510300	700015257	362
		Matt lacquer	G100510160	700015259	332
		Wood	G100510082	700015255	410

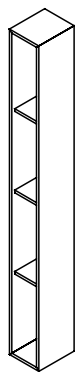
## TALL CABINET MSC



Tall cabinet push-to-open.  
Colonna apertura Push.  
Высокий шкаф с механизмом «нажал-открылось».

MEASURES	(xx)	FINISHES	KEA	SAP	POINTS
30x144x18 / 11 <sup>3/4</sup> x56 <sup>3/4</sup> x7 <sup>1/8</sup>		Metal / Gloss lacquer	G100510273	700015264	1132
		Metal / Matt lacquer	G100510053	700015266	1097
		Metal / Wood	G100510321	700015262	1168
		Inox / Gloss lacquer	G100510147	700015340	1403
		Inox / Matt lacquer	G100510322	700015342	1367
		Inox / Wood	G100510339	700015338	1441
		Metal / Mirror	G100510137	700015260	1188
		Inox / Mirror	G100510353	700015336	1459
45x144x18 / 17 <sup>3/4</sup> x56 <sup>3/4</sup> x7 <sup>1/8</sup>		Metal / Gloss lacquer	G100510086	700015265	1302
		Metal / Matt lacquer	G100510234	700015267	1249
		Metal / Madera	G100510008	700015263	1354
		Inox / Gloss lacquer	G100510341	700015341	1619
		Inox / Matt lacquer	G100510307	700015343	1566
		Inox / Wood	G100510130	700015339	1675
		Metal / Mirror	G100510197	700015261	1284
		Inox / Mirror	G100510324	700015337	1601

## TALL CABINET

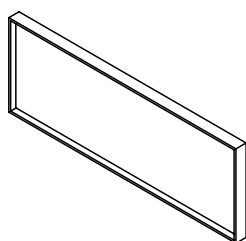


Tall cabinet.  
Colonna.  
Высокий шкаф..

MEASURES		FINISHES	KEA	SAP	POINTS
15x144x18 / 5 <sup>7/8</sup> x56 <sup>3/4</sup> x7 <sup>1/8</sup>		Metal / Gloss lacquer	G100510239	700015271	687
		Metal / Matt lacquer	G100510242	700015274	650
		Metal / Wood	G100510094	700015268	771
		Inox / Gloss lacquer	G100510260	700015347	920
		Inox / Matt lacquer	G100510318	700015350	874
		Inox / Wood	G100510317	700015344	995
30x144x18 / 11 <sup>3/4</sup> x56 <sup>3/4</sup> x7 <sup>1/8</sup>		Metal / Gloss lacquer	G100510268	700015272	792
		Metal / Matt lacquer	G100510152	700015275	742
		Metal / Wood	G100510157	700015269	939
		Inox / Gloss lacquer	G100510346	700015348	1074
		Inox / Matt lacquer	G100510252	700015351	1012
		Inox / Wood	G100510332	700015345	1209
MC 45x144x18 / 17 <sup>3/4</sup> x56 <sup>3/4</sup> x7 <sup>1/8</sup>		Metal / Gloss lacquer	G100510347	700015273	914
		Metal / Matt lacquer	G100510208	700015276	833
		Metal / Wood	G100510069	700015270	1090
		Inox / Gloss lacquer	G100510275	700015349	1226
		Inox / Matt lacquer	G100510335	700015352	1150
		Inox / Wood	G100510269	700015346	1407

## MIRROR CICLO

DEPTH 4,5CM / 1<sup>3/4</sup>"



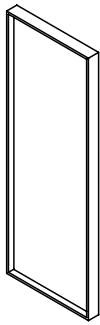
Mirror.  
Specchio  
Зеркало.

MEASURES		FINISHES	KEA	SAP	POINTS
60x36x4,5 / 23 <sup>5/8</sup> x14 <sup>1/8</sup> x1 <sup>3/4</sup>		Metal	G100500131	100138790	217
90x36x4,5 / 35 <sup>3/8</sup> x14 <sup>1/8</sup> x1 <sup>3/4</sup>		Metal	G100500140	100138792	260
120x36x4,5 / 47 <sup>1/4</sup> x14 <sup>1/8</sup> x1 <sup>3/4</sup>		Metal	G100500137	100138774	305
150x36x4,5 / 59x14 <sup>1/8</sup> x1 <sup>3/4</sup>		Metal	G100500136	100138776	356
180x36x4,5 / 70 <sup>7/8</sup> x14 <sup>1/8</sup> x1 <sup>3/4</sup>		Metal	G100500134	100138778	407
60x48x4,5 / 23 <sup>5/8</sup> x18 <sup>7/8</sup> x1 <sup>3/4</sup>		Metal	G100500139	100138791	241
90x48x4,5 / 35 <sup>3/8</sup> x18 <sup>7/8</sup> x1 <sup>3/4</sup>		Metal	G100500132	100138793	291
120x48x4,5 / 47 <sup>1/4</sup> x18 <sup>7/8</sup> x1 <sup>3/4</sup>		Metal	G100500133	100138775	344
150x48x4,5 / 59x18 <sup>7/8</sup> x1 <sup>3/4</sup>		Metal	G100500138	100138777	401
ES 180x48x4,5 / 70 <sup>7/8</sup> x18 <sup>7/8</sup> x1 <sup>3/4</sup>		Metal	G100500135	100138779	458



## MIRROR CICLO

DEPTH 4,5CM / 1<sup>3/4</sup>"

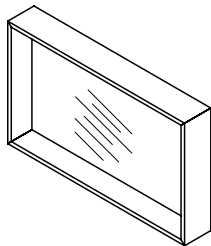


Mirror.  
Specchio  
Зеркало.

MEASURES	FINISHES	KEA	SAP	POINTS
36x60x4,5 / 14 <sup>1/8</sup> x23 <sup>5/8</sup> x1 <sup>3/4</sup>	Metal	G100500228	100145431	217
36x90x4,5 / 14 <sup>1/8</sup> x35 <sup>3/8</sup> x1 <sup>3/4</sup>	Metal	G100500229	100145432	260
36x120x4,5 / 14 <sup>1/8</sup> x47 <sup>1/4</sup> x1 <sup>3/4</sup>	Metal	G100500221	100145408	305
36x150x4,5 / 14 <sup>1/8</sup> x59x1 <sup>3/4</sup>	Metal	G100500222	100145409	356
36x180x4,5 / 14 <sup>1/8</sup> x70 <sup>7/8</sup> x1 <sup>3/4</sup>	Metal	G100500223	100145430	407
48x60x4,5 / 18 <sup>7/8</sup> x23 <sup>5/8</sup> x1 <sup>3/4</sup>	Metal	G100500225	100145436	241
48x90x4,5 / 18 <sup>7/8</sup> x35 <sup>3/8</sup> x1 <sup>3/4</sup>	Metal	G100500226	100145437	291
48x120x4,5 / 18 <sup>7/8</sup> x47 <sup>1/4</sup> x1 <sup>3/4</sup>	Metal	G100500224	100145433	344
48x150x4,5 / 18 <sup>7/8</sup> x59x1 <sup>3/4</sup>	Metal	G100500227	100145434	401
48x180x4,5 / 18 <sup>7/8</sup> x70 <sup>7/8</sup> x1 <sup>3/4</sup>	Metal	G100500230	100145435	458

## MIRROR WITH LIGHT

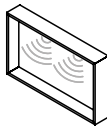
DEPTH 9CM / 3<sup>1/2</sup>"



Mirror with light.  
Specchio con illuminazione.  
Зеркало с подсветкой.



Light SX.



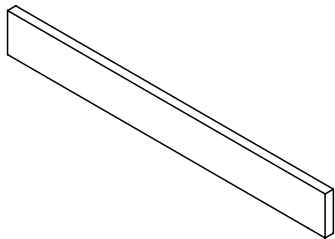
Light N.



Light DX.

MEASURES	FINISHES	KEA	SAP	POINTS
60x36x9 / 23 <sup>5/8</sup> x14 <sup>1/8</sup> x3 <sup>1/2</sup>		G100560014	700019730	685
90x36x9 / 35 <sup>3/8</sup> x14 <sup>1/8</sup> x3 <sup>1/2</sup>	Metal	G100560037	700019731	752
120x36x9 / 47 <sup>1/4</sup> x14 <sup>1/8</sup> x3 <sup>1/2</sup>		G100560021	700019732	823
60x48x9 / 23 <sup>5/8</sup> x18 <sup>7/8</sup> x3 <sup>1/2</sup>		G100560022	700019736	699
90x48x9 / 35 <sup>3/8</sup> x18 <sup>7/8</sup> x3 <sup>1/2</sup>	Metal	G100560034	700019737	773
120x48x9 / 47 <sup>1/4</sup> x18 <sup>7/8</sup> x3 <sup>1/2</sup>		G100560029	700019738	846
60x60x9 / 23 <sup>5/8</sup> x23 <sup>5/8</sup> x3 <sup>1/2</sup>		G100560026	700019742	728
90x60x9 / 35 <sup>3/8</sup> x23 <sup>5/8</sup> x3 <sup>1/2</sup>	Metal	G100560018	700019743	793
120x60x9 / 47 <sup>1/4</sup> x23 <sup>5/8</sup> x3 <sup>1/2</sup>		G100560028	700019744	871


## ACCESSORY-HOLDER ROD



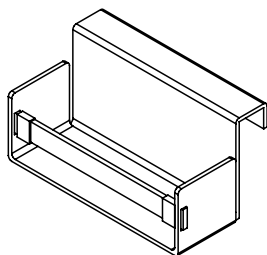
Accessory-holder rod.

Barra portaaccessori.

Стержень-держатель аксессуаров.

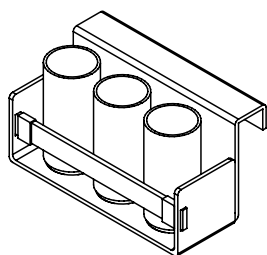
MEASURES	(  )	FINISHES	KEA	SAP	POINTS
60x9x5 / 23 <sup>5/8</sup> x3 <sup>1/2</sup> x2		Gloss lacquer	G100510220	700015390	251
		Matt lacquer	G100510310	700015397	217
		Wood	G100510244	700015383	313
90x9x5 / 35 <sup>3/8</sup> x3 <sup>1/2</sup> x2		Gloss lacquer	G100510351	700015391	312
		Matt lacquer	G100510255	700015398	267
		Wood	G100510294	700015384	394
120x9x5 / 47 <sup>1/4</sup> x3 <sup>1/2</sup> x2		Gloss lacquer	G100510196	700015392	368
		Matt lacquer	G100510306	700015399	319
		Wood	G100510295	700015385	444
150x9x5 / 59x3 <sup>1/2</sup> x2		Gloss lacquer	G100510241	700015393	426
		Matt lacquer	G100510343	700015400	369
		Wood	G100510145	700015386	515
180x9x5 / 70 <sup>7/8</sup> x3 <sup>1/2</sup> x2		Gloss lacquer	G100510282	700015394	475
		Matt lacquer	G100510249	700015401	416
		Wood	G100510337	700015387	565
210x9x5 / 82 <sup>5/8</sup> x3 <sup>1/2</sup> x2		Gloss lacquer	G100510181	700015395	530
		Matt lacquer	G100510334	700015402	463
		Wood	G100510277	700015388	642
240x9x5 / 94 <sup>1/2</sup> x3 <sup>1/2</sup> x2		Gloss lacquer	G100510051	700015396	581
		Matt lacquer	G100510314	700015403	508
		Wood	G100510238	700015389	705

## SHELF



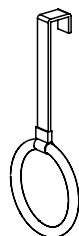
MEASURES		FINISHES	KEA	SAP	POINTS
24x13x12 / 9 <sup>1</sup> / <sub>2</sub> x5 <sup>1</sup> / <sub>8</sub> x4 <sup>3</sup> / <sub>4</sub>		Metal/Leather	G100500002	100136305	181

## SHELF WITH POTS



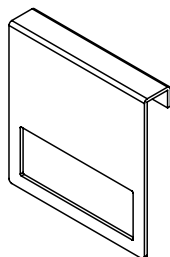
MEASURES		FINISHES	KEA	SAP	POINTS
24x13x12 / 9 <sup>1</sup> / <sub>2</sub> x5 <sup>1</sup> / <sub>8</sub> x4 <sup>3</sup> / <sub>4</sub>		Metal/Krion/Leather	G100500001	100136306	379

## CIRCULAR TOWEL RACK



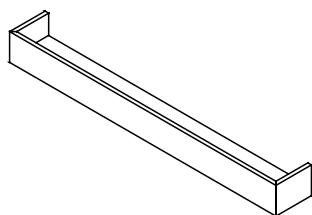
MEASURES		FINISHES	KEA	SAP	POINTS
16x36x4 / 6 <sup>1</sup> / <sub>4</sub> x14 <sup>1</sup> / <sub>8</sub> x1 <sup>5</sup> / <sub>8</sub>		Metal/Leather	G100500028	100136307	117

## FLAT TOWEL RACK



MEASURES		FINISHES	KEA	SAP	POINTS
24x24x3,6 / 9 <sup>1</sup> / <sub>2</sub> x9 <sup>1</sup> / <sub>2</sub> x1 <sup>3</sup> / <sub>8</sub>		Metal	G100500027	100136308	101

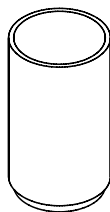
## ACCESSORY-HOLDER SHELF



Accessory-holder shelf.  
Mensola porta accessori.  
Полка-держатель аксессуаров.

MEASURES	(xxx)	FINISHES	KEA	SAP	POINTS
45x9x12	/ 17 <sup>3/4</sup> x3 <sup>1/2</sup> x4 <sup>3/4</sup>	Metal / Krion Inox / Krion	G100510435 G100510401	100176532 100160320	190 218
60x9x12	/ 23 <sup>5/8</sup> x3 <sup>1/2</sup> x4 <sup>3/4</sup>	Metal / Krion Inox / Krion	G100510398 G100510231	100160321 700015321	214 249
90x9x12	/ 35 <sup>3/8</sup> x3 <sup>1/2</sup> x4 <sup>3/4</sup>	Metal / Krion Inox / Krion	G100510174 G100510214	700015234 700015322	260 310
120x9x12	/ 47 <sup>1/4</sup> x3 <sup>1/2</sup> x4 <sup>3/4</sup>	Metal / Krion Inox / Krion	G100510250 G100510180	700015235 700015323	311 375

## POT

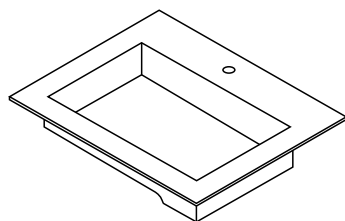


Pot.  
Bidone  
Металлический стаканчик

CM

MEASURES	(xxx)	FINISHES	KEA	SAP	POINTS
6x10x6	/ 2 <sup>3/8</sup> x3 <sup>7/8</sup> x2 <sup>3/8</sup>	Metal	G100510355	100157824	56

## DESS BASIN NEW



-GELCOAT basin.  
-Requires for installation permanent valve G619999035 SAP100104178.  
-Requires drainage G619999041 SAP100138072.  
-Lavabo GELCOAT.  
-Richiede valvola G619999035 SAP100104178.  
-Richiede scarico G619999041 SAP100138072.  
-Раковина GELCOAT.  
-Требуется установка постоянного клапана G619999035 SAP100104178.  
-Требуется дренаж G619999041 SAP100138072.



MEASURES	(xxx)	FINISHES	KEA	SAP	POINTS
60,2x13,2x48,5	/ 23 <sup>3/4</sup> x5 <sup>1/4</sup> x19 <sup>1/8</sup>	GELCOAT / SG GELCOAT / 1G	G619000075 G619000079	100221192 100221191	469 469
90,2x13,2x48,5	/ 35 <sup>1/2</sup> x5 <sup>1/4</sup> x19 <sup>1/8</sup>	GELCOAT / SG GELCOAT / 1G	G619000086 G619000088	100221194 100221193	561 561
120,2x13,2x48,5	/ 47 <sup>3/8</sup> x5 <sup>1/4</sup> x19 <sup>1/8</sup>	GELCOAT / SG GELCOAT / 1G	G619000073 G619000074	100221196 100221195	675 675

LA

# highline



The interpretation made in inches for the dimensions of the different items shown in the price list has been rounded to 1/8, however for a more accurate measurement please use millimetres or centimetres.

## Ciclo

<b>EXTERIOR FINISHES</b> FINITURE ESTERNE ОТДЕЛКА ДЛЯ НАРУЖНОГО ИСПОЛЬЗОВАНИЯ	<input type="checkbox"/> Laminate Laminato ЛАМИНАТ	<input checked="" type="checkbox"/> Matt lacquer Laccato opaco МАТОВЫЙ ЛАК	<input checked="" type="checkbox"/> Wood veneer Legno ДЕРЕВО
	<input type="checkbox"/> HPL Stratificato СЛОИСТАЯ	<input checked="" type="checkbox"/> Gloss lacquer Laccato lucido ГЛЯНЦЕВЫЙ ЛАК	
<b>INTERIOR FINISHES</b> FINITURE INTERNE ОТДЕЛКА ДЛЯ ВНУТРЕННЕГО ИСПОЛЬЗОВАНИЯ	<input type="checkbox"/> Laminate Laminato ЛАМИНАТ	<input type="checkbox"/> Wood veneer Legno ДЕРЕВО	<input checked="" type="checkbox"/> Aluminium+laminated base Alluminio + base in laminato Алюминий + основа из ламината
	<input checked="" type="checkbox"/> Front handle Maniglia frontale a vista Декоративная передняя ручка	<input type="checkbox"/> Integrated metal handle Maniglia metallica integrata Встроенная металлическая ручка	<input type="checkbox"/> Integrated mechanized h. Maniglia integrata ricavata sul bordo Встроенная ручка по краю
<b>HANDLES</b> MANIGLIE РУЧКИ	<input type="checkbox"/> Push handle Maniglia Push РУЧКИ Push		
<b>TYPE OF UNITS</b> TIPI DI MODULI ТИПЫ МОДУЛЕЙ	<input checked="" type="checkbox"/> Compact Compatto Компактная	<input checked="" type="checkbox"/> Modular Modulare Модульная	
<b>POSITION</b> POSIZIONE ПОЗИЦИЯ	<input checked="" type="checkbox"/> Wall-mounted Sospeso Подвесная	<input type="checkbox"/> Floor-mounted A terra Напольная	
<b>MEASURES (CM)</b> DIMENSIONI РАЗМЕРЫ	◀ 60 / 90 / 120 23 <sup>5/8</sup> / 35 <sup>3/8</sup> / 47 <sup>1/4</sup>	▲ 36 14 <sup>1/8</sup>	↘ 48 18 <sup>7/8</sup>
<b>WORKTOP &amp; BASIN OPTIONS</b> OPZIONI TOP E LAVABI ВАРИАНТЫ СТОЛЕШНИЦ И УМЫВАЛЬНЫХ РАКОВИН	<input checked="" type="checkbox"/> Bath serie's worktop / basin Lavabo / top della serie Серийная умывальная раковина / столешница	<input type="checkbox"/> Standard worktops Top standard Стандартные столешницы	<input checked="" type="checkbox"/> Worktop + integrated basin Encimera + lavabo integrato Столешница + встроенная умывальная раковина
	<input checked="" type="checkbox"/> Over-mounted basin Lavabo da appoggio Настольная умывальная раковина	<input checked="" type="checkbox"/> Under-mounted basin Lavabo sottopiano Умывальная раковина, встраиваемая в столешницу снизу	<input type="checkbox"/> Double basin as option Opzione doppia vasca Вариант с двойной чашей
<b>WORKTOP FINISHES</b> FINITURE TOP ОТДЕЛКА СТОЛЕШНИЦ	<input checked="" type="checkbox"/> Krion® worktop Top in KRION® Столешница KRION®	<input type="checkbox"/> Gel Coat worktop Top in Gel Coat Столешница с покрытием гелькоут	<input checked="" type="checkbox"/> Natural Stone worktop Top in pietra naturale Столешница из натурального камня.
	<input type="checkbox"/> Glass worktop Top in vetro Столешница из стекла	<input checked="" type="checkbox"/> Bath furniture finish worktop Top con la finitura del mobile Столешница с той же отделкой, что и консоль/тумба	
<b>BASIN FINISHES</b> FINITURE LAVABI ОТДЕЛКА УМЫВАЛЬНЫХ РАКОВИН	<input checked="" type="checkbox"/> Krion® basin Lavabo in Krion® Умывальная раковина из Krion®	<input checked="" type="checkbox"/> Gel Coat basin Lavabo Gelcoat Раковина Gelcoat	<input type="checkbox"/> Ceramic basin Lavabo in ceramica Керамическая умывальная раковина
	<input type="checkbox"/> Natural Stone basin Lavabo in pietra naturale Умывальная раковина из натурального камня.		
<b>ACCESSORIES</b> ACCESSORI АКСЕССУАРЫ	<input checked="" type="checkbox"/> Mirror Specchio Зеркало	<input checked="" type="checkbox"/> Wall-mounted module Modulo sospeso Подвесной модуль	<input checked="" type="checkbox"/> Tall cabinet Modulo colonna Высокий шкаф
	<input type="checkbox"/> Upper unit Modulo alto Верхний модуль	<input type="checkbox"/> Organizer Organizzatore Органайзер	<input checked="" type="checkbox"/> Shelves Mensola Полка
			<input checked="" type="checkbox"/> Accessories Accessori Аксессуары

# ciclo



The CICLO bathroom series offers us a new dimension. Its sleek design and its natural materials are created and arranged for satisfying all our senses.

Its wide range of possibilities lets us create multiple compositions, so we can achieve the ideal place for pampering our body. The noblest materials, and a perfect design and execution, are the components required for the new CICLO bathroom series.

La serie da bagno CICLO ci offre una nuova dimensione. Il design dalle linee pure e la naturalezza dei materiali sono creati e disposti per soddisfare tutti i nostri sensi.

L'ampia scelta di possibilità permette di creare molteplici composizioni per ottenere lo spazio ideale per coccolare il nostro corpo.

I materiali più nobili, design ed esecuzione perfetta sono i componenti necessari per ottenere la nuova serie da bagno CICLO.

Серия CICLO — это новый взгляд на мебель для ванных комнат. Округлые линии и природные материалы удовлетворяют самый взыскательный вкус.

Широкий диапазон возможностей этой серии позволяет создавать разнообразные композиции. Эта мебель поможет оформить идеальную ванную комнату, где вы сможете с удовольствием расслабиться. Благородные материалы, великолепный дизайн и высококачественное исполнение — вот составляющие мебели для ванных комнат новой серии CICLO.





+info p.455

9076 Points  
CICLO blanco mate EM



+info p.455

SET 0350 3572 Points  
CICLO blanco brillo EM  
G100500248 / 100193158



+info p.455

12658 Points  
CICLO pérgamon mate



+info p.456

3155 Points  
CICLO grafito mate

ciclo

## FINISHES


WOOD

LEGNO

ДЕРЕВО



Roble Noche



Roble Cobre



Roble Bronce



Roble Sil



Roble Alba

GLOSS LACQUER

LACCATO LUCIDO


ГЛЯНЦЕВЫЙ ЛАК



Ónix



Cromo




Férreo




Tórtola



Sílice




Bórax




Cuarcita




Pizarra




Grafito



Plomo




Limo



Pérgamon



Alabastro



Porcelana



Negro Emotions




Ocean Blue



Azul Navy



Bottle



Orégano




Cúrcuma



Safrán



Curry



Blanco Snow



Blanco Emotions

## FINISHES

MATT LACQUER

LACCATO OPACO


МАТОВЫЙ ЛАК



Ónix



Cromo



Férreo




Tórtola



Sílice




Bórax




Cuarcita




Pizarra



Grafito



Plomo




Limo




Pérgamon



Alabastro



Porcelana



Negro Emotions



Ocean Blue



Azul Navy




Bottle



Orégano




Cúrcuma




Safrán



Curry



Blanco Snow



Blanco Emotions

WORKTOPS

TOP

СТОЛЕШНИЦЫ




G. Negro  
Tanzania M.




Granito Star



Granito Len



Granito  
Mac

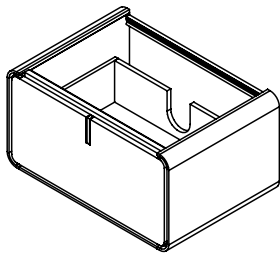


Krion



## WASH BASIN UNIT BPS-1C

DEPTH 48CM / 18<sup>7</sup>/<sub>8</sub>"



Full basin unit. Curved sides.

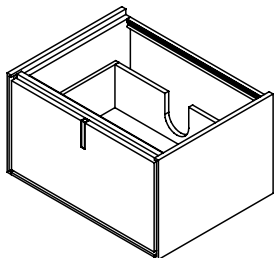
Base portalavabo **completa**. Fianchi curvi.

Тумбочка под умывальник полностью. Изогнутые боковые стороны.

MEASURES	( x  x )	FINISHES	WORKTOP	KEA	SAP	POINTS
70x36x48 / 27 <sup>1</sup> / <sub>2</sub> x14 <sup>1</sup> / <sub>8</sub> x18 <sup>7</sup> / <sub>8</sub>		Gloss lacquer	60	G100500013	700011018	1820
		Matt lacquer	60	G100500043	700011019	1597
		Wood	60	G100500068	700011020	1984
100x36x48 / 39 <sup>3</sup> / <sub>8</sub> x14 <sup>1</sup> / <sub>8</sub> x18 <sup>7</sup> / <sub>8</sub>		Gloss lacquer	90	G100500007	700010940	2020
		Matt lacquer	90	G100500026	700010941	1751
		Wood	90	G100500009	700010942	2202
130x36x48 / 51 <sup>1</sup> / <sub>8</sub> x14 <sup>1</sup> / <sub>8</sub> x18 <sup>7</sup> / <sub>8</sub>		Gloss lacquer	120	G100500035	700010973	2163
		Matt lacquer	120	G100500005	700010974	1910
		Wood	120	G100500011	700010975	2358

## WASH BASIN UNIT BPS-2C

DEPTH 48CM / 18<sup>7</sup>/<sub>8</sub>"



Full basin unit. Straight sides.

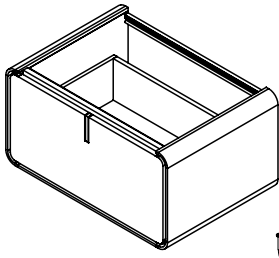
Base portalavabo **completa**. Fianchi retti.

Тумбочка под умывальник полностью. Прямые боковые стороны.

MEASURES	( x  x )	FINISHES	WORKTOP	KEA	SAP	POINTS
63x36x48 / 24 <sup>3</sup> / <sub>4</sub> x14 <sup>1</sup> / <sub>8</sub> x18 <sup>7</sup> / <sub>8</sub>		Gloss lacquer	60	G100500125	700011060	1622
		Matt lacquer	60	G100500127	700011061	1466
		Wood	60	G100500130	700011062	1768
93x36x48 / 36 <sup>5</sup> / <sub>8</sub> x14 <sup>1</sup> / <sub>8</sub> x18 <sup>7</sup> / <sub>8</sub>		Gloss lacquer	90	G100500091	700011033	1796
		Matt lacquer	90	G100500095	700011034	1616
		Wood	90	G100500088	700011035	1958
123x36x48 / 48 <sup>3</sup> / <sub>8</sub> x14 <sup>1</sup> / <sub>8</sub> x18 <sup>7</sup> / <sub>8</sub>		Gloss lacquer	120	G100500042	700010955	1959
		Matt lacquer	120	G100500021	700010956	1767
		Wood	120	G100500023	700010957	2136

## FREESTANDING UNIT MS-1C

DEPTH 48CM / 18<sup>7/8</sup>"



**Full** wall-hung module. Curved sides.

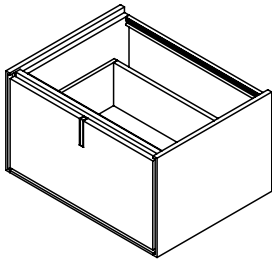
Modulo sospeso **completo**. Fianchi curvi.

Настенный модуль полностью. Изогнутые боковые стороны.

MEASURES	(xx)	FINISHES	WORKTOP	KEA	SAP	POINTS
70x36x48 / 27 <sup>1/2</sup> x14 <sup>1/8</sup> x18 <sup>7/8</sup>		Gloss lacquer	60	G100500104	700011021	1759
		Matt lacquer	60	G100500098	700011022	1534
		Wood	60	G100500112	700011023	1918
100x36x48 / 39 <sup>3/8</sup> x14 <sup>1/8</sup> x18 <sup>7/8</sup>		Gloss lacquer	90	G100500019	700010943	1959
		Matt lacquer	90	G100500017	700010944	1688
		Wood	90	G100500020	700010945	2136
130x36x48 / 51 <sup>1/8</sup> x14 <sup>1/8</sup> x18 <sup>7/8</sup>		Gloss lacquer	120	G100500053	700010976	2102
		Matt lacquer	120	G100500083	700010977	1847
		Wood	120	G100500022	700010978	2292

## FREESTANDING UNIT MS-2C

DEPTH 48CM / 18<sup>7/8</sup>"



**Full** wall-hung module. Straight sides.

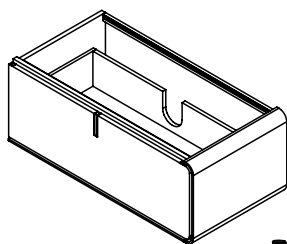
Modulo sospeso **completo**. Fianchi retti.

Настенный модуль полностью. Прямые боковые стороны.

MEASURES	(xx)	FINISHES	WORKTOP	KEA	SAP	POINTS
63x36x48 / 24 <sup>3/4</sup> x14 <sup>1/8</sup> x18 <sup>7/8</sup>		Gloss lacquer	60	G100500129	700011063	1575
		Matt lacquer	60	G100500128	700011064	1402
		Wood	60	G100500126	700011065	1717
93x36x48 / 36 <sup>5/8</sup> x14 <sup>1/8</sup> x18 <sup>7/8</sup>		Gloss lacquer	90	G100500076	700011036	1751
		Matt lacquer	90	G100500109	700011037	1553
		Wood	90	G100500073	700011038	1909
123x36x48 / 48 <sup>3/8</sup> x14 <sup>1/8</sup> x18 <sup>7/8</sup>		Gloss lacquer	120	G100500079	700010958	1934
		Matt lacquer	120	G100500049	700010959	1703
		Wood	120	G100500047	700010960	2109

## WASH BASIN UNIT BPS-1

DEPTH 48CM / 18<sup>7</sup>/<sub>8</sub>"



Basin unit with **NO** left side. Curved right side.

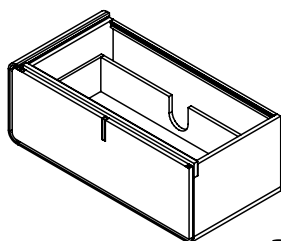
Base portalavabo **SENZA** fianco sinistro Fianco destro curvo.

Тумбочка под умывальник БЕЗ левой боковой стороны. Изогнутая правая боковая сторона.

MEASURES	()	FINISHES	SIDE	WORKTOP	KEA	SAP	POINTS
65x36x48 / 25 <sup>5</sup> / <sub>8</sub> x14 <sup>1</sup> / <sub>8</sub> x18 <sup>7</sup> / <sub>8</sub>		Gloss lacquer	DX	60	G100500063	700011006	1660
		Matt lacquer	DX	60	G100500108	700011007	1468
		Wood	DX	60	G100500056	700011008	1810
95x36x48 / 37 <sup>3</sup> / <sub>8</sub> x14 <sup>1</sup> / <sub>8</sub> x18 <sup>7</sup> / <sub>8</sub>		Gloss lacquer	DX	90	G100500039	700011039	1860
		Matt lacquer	DX	90	G100500093	700011040	1623
		Wood	DX	90	G100500105	700011041	2028
125x36x48 / 49 <sup>1</sup> / <sub>4</sub> x14 <sup>1</sup> / <sub>8</sub> x18 <sup>7</sup> / <sub>8</sub>		Gloss lacquer	DX	120	G100500015	700010961	2004
		Matt lacquer	DX	120	G100500010	700010962	1782
		Wood	DX	120	G100500032	700010963	2185

## WASH BASIN UNIT BPS-1

DEPTH 48CM / 18<sup>7</sup>/<sub>8</sub>"



Basin unit with **NO** right side. Curved left side.

Base portalavabo **SENZA** fianco destro. Fianco sinistro curvo.

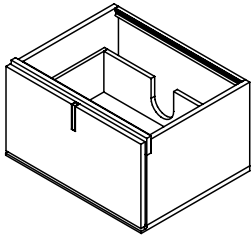
Тумбочка под умывальник БЕЗ правой боковой стороны. Изогнутая левая боковая сторона.

MEASURES	()	FINISHES	SIDE	WORKTOP	KEA	SAP	POINTS
65x36x48 / 25 <sup>5</sup> / <sub>8</sub> x14 <sup>1</sup> / <sub>8</sub> x18 <sup>7</sup> / <sub>8</sub>		Gloss lacquer	SX	60	G100500070	700011009	1660
		Matt lacquer	SX	60	G100500102	700011010	1468
		Wood	SX	60	G100500072	700011011	1810
95x36x48 / 37 <sup>3</sup> / <sub>8</sub> x14 <sup>1</sup> / <sub>8</sub> x18 <sup>7</sup> / <sub>8</sub>		Gloss lacquer	SX	90	G100500100	700011042	1860
		Matt lacquer	SX	90	G100500094	700011043	1623
		Wood	SX	90	G100500048	700011044	2028
125x36x48 / 49 <sup>1</sup> / <sub>4</sub> x14 <sup>1</sup> / <sub>8</sub> x18 <sup>7</sup> / <sub>8</sub>		Gloss lacquer	SX	120	G100500003	700010964	2004
		Matt lacquer	SX	120	G100500018	700010965	1782
		Wood	SX	120	G100500012	700010966	2185



## WASH BASIN UNIT BPS-2

DEPTH 48CM / 18<sup>7</sup>/<sub>8</sub>"



Basin unit with **NO** sides.  
Base portalavabo **SENZA** fianchi.  
Тумбочка под умывальник БЕЗ боковых сторон.

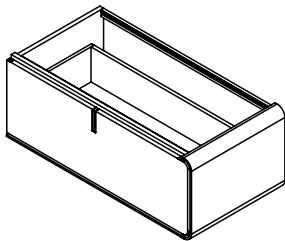


MEASURES	(xx)	FINISHES	WORKTOP	KEA	SAP	POINTS
60x36x48 / 23 <sup>5</sup> / <sub>8</sub> x14 <sup>1</sup> / <sub>8</sub> x18 <sup>7</sup> / <sub>8</sub>		Gloss lacquer	60	G100500014	700011000	1491
		Matt lacquer	60	G100500066	700011001	1350
		Wood	60	G100500099	700011002	1626
90x36x48 / 35 <sup>3</sup> / <sub>8</sub> x14 <sup>1</sup> / <sub>8</sub> x18 <sup>7</sup> / <sub>8</sub>		Gloss lacquer	90	G100500067	700011027	1678
		Matt lacquer	90	G100500117	700011028	1515
		Wood	90	G100500124	700011029	1830
120x36x48 / 47 <sup>1</sup> / <sub>4</sub> x14 <sup>1</sup> / <sub>8</sub> x18 <sup>7</sup> / <sub>8</sub>		Gloss lacquer	120	G100500008	700010949	1841
		Matt lacquer	120	G100500041	700010950	1665
		Wood	120	G100500004	700010951	2007

BP

## FREESTANDING UNIT MS-1

DEPTH 48CM / 18<sup>7</sup>/<sub>8</sub>"



Wall-hung module with **NO** left side. Curved right side.  
Modulo sospeso **SENZA** fianco sinistro Fianco destro curvo.  
Настенный модуль БЕЗ левой боковой стороны. Изогнутая правая боковая сторона.



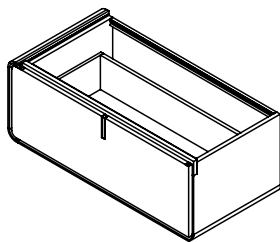
MEASURES	(xx)	FINISHES	SIDE	WORKTOP	KEA	SAP	POINTS
65x36x48 / 25 <sup>5</sup> / <sub>8</sub> x14 <sup>1</sup> / <sub>8</sub> x18 <sup>7</sup> / <sub>8</sub>		Gloss lacquer	DX	60	G100500114	700011012	1599
		Matt lacquer	DX	60	G100500075	700011013	1405
		Wood	DX	60	G100500071	700011014	1743
95x36x48 / 37 <sup>3</sup> / <sub>8</sub> x14 <sup>1</sup> / <sub>8</sub> x18 <sup>7</sup> / <sub>8</sub>		Gloss lacquer	DX	90	G100500119	700011045	1799
		Matt lacquer	DX	90	G100500086	700011046	1560
		Wood	DX	90	G100500080	700011047	1961
125x36x48 / 49 <sup>1</sup> / <sub>4</sub> x14 <sup>1</sup> / <sub>8</sub> x18 <sup>7</sup> / <sub>8</sub>		Gloss lacquer	DX	120	G100500044	700010967	1961
		Matt lacquer	DX	120	G100500050	700010968	1719
		Wood	DX	120	G100500036	700010969	2138

ciclo

MS

## FREESTANDING UNIT MS-1

DEPTH 48CM / 18<sup>7</sup>/<sub>8</sub>"



Wall-hung module with **NO** right side. Curved left side.

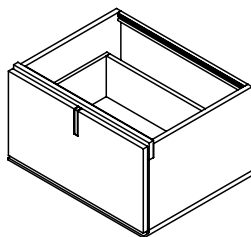
Modulo sospeso **SENZA** fianco destro Fianco sinistro curvo.

Настенный модуль БЕЗ правой боковой стороны. Изогнутая левая боковая сторона.

MEASURES	(xx)	FINISHES	SIDE	WORKTOP	KEA	SAP	POINTS
65x36x48 / 25 <sup>5</sup> / <sub>8</sub> x14 <sup>1</sup> / <sub>8</sub> x18 <sup>7</sup> / <sub>8</sub>		Gloss lacquer	SX	60	G100500118	700011015	1599
		Matt lacquer	SX	60	G100500085	700011016	1405
		Wood	SX	60	G100500061	700011017	1743
95x36x48 / 37 <sup>3</sup> / <sub>8</sub> x14 <sup>1</sup> / <sub>8</sub> x18 <sup>7</sup> / <sub>8</sub>		Gloss lacquer	SX	90	G100500101	700011048	1799
		Matt lacquer	SX	90	G100500111	700011049	1560
		Wood	SX	90	G100500089	700011050	1961
125x36x48 / 49 <sup>1</sup> / <sub>4</sub> x14 <sup>1</sup> / <sub>8</sub> x18 <sup>7</sup> / <sub>8</sub>		Gloss lacquer	SX	120	G100500031	700010970	1961
		Matt lacquer	SX	120	G100500038	700010971	1719
		Wood	SX	120	G100500037	700010972	2138

## FREESTANDING UNIT MS-2

DEPTH 48CM / 18<sup>7</sup>/<sub>8</sub>"



Wall-hung module with **NO** sides.

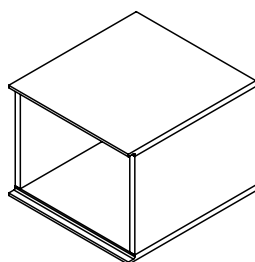
Modulo sospeso **SENZA** fianchi.

Настенный модуль БЕЗ боковых сторон.

MEASURES	(xx)	FINISHES	WORKTOP	KEA	SAP	POINTS
45x36x48 / 17 <sup>3</sup> / <sub>4</sub> x14 <sup>1</sup> / <sub>8</sub> x18 <sup>7</sup> / <sub>8</sub>		Gloss lacquer	45	G100500097	700010994	1326
		Matt lacquer	45	G100500069	700010995	1201
		Wood	45	G100500090	700010996	1446
60x36x48 / 23 <sup>5</sup> / <sub>8</sub> x14 <sup>1</sup> / <sub>8</sub> x18 <sup>7</sup> / <sub>8</sub>		Gloss lacquer	60	G100500054	700011003	1429
		Matt lacquer	60	G100500077	700011004	1287
		Wood	60	G100500062	700011005	1558
90x36x48 / 35 <sup>3</sup> / <sub>8</sub> x14 <sup>1</sup> / <sub>8</sub> x18 <sup>7</sup> / <sub>8</sub>		Gloss lacquer	90	G100500110	700011030	1631
		Matt lacquer	90	G100500082	700011031	1452
		Wood	90	G100500121	700011032	1778
120x36x48 / 47 <sup>1</sup> / <sub>4</sub> x14 <sup>1</sup> / <sub>8</sub> x18 <sup>7</sup> / <sub>8</sub>		Gloss lacquer	120	G100500034	700010952	1813
		Matt lacquer	120	G100500040	700010953	1601
		Wood	120	G100500006	700010954	1977

## OPEN SHELF

DEPTH 48CM / 18<sup>7</sup>/<sub>8</sub>"



Open shelf with **NO** sides.

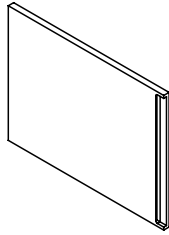
Cassetto sospeso **SENZA** fianchi.

Настенный ящик БЕЗ боковых сторон.

MEASURES	(xx)	FINISHES	WORKTOP	KEA	SAP	POINTS
30x36x48 / 11 <sup>3</sup> / <sub>4</sub> x14 <sup>1</sup> / <sub>8</sub> x18 <sup>7</sup> / <sub>8</sub>		Gloss lacquer	30	G100500055	700010991	926
		Matt lacquer	30	G100500065	700010992	798
		Wood	30	G100500033	700010993	1010

MS

## SIDE COVER FOR MS UNIT

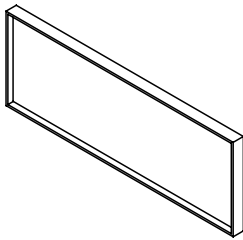


Side cover.  
Pannello laterale.  
Боковая крышка.

MEASURES		FINISHES	KEA	SAP	POINTS	MS
1,6x36x48 / 0 <sup>5/8</sup> x14 <sup>1/8</sup> x18 <sup>7/8</sup>		Gloss lacquer	G100500106	700011057	223	
		Matt lacquer	G100500103	700011058	184	
		Wood	G100500084	700011059	244	

## MIRROR CICLO

DEPTH 4,5CM / 1<sup>3/4</sup>"

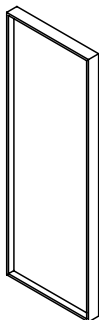


Mirror.  
Specchio  
Зеркало.

MEASURES		FINISHES	KEA	SAP	POINTS
60x36x4,5 / 23 <sup>5/8</sup> x14 <sup>1/8</sup> x1 <sup>3/4</sup>		Metal	G100500131	100138790	217
90x36x4,5 / 35 <sup>3/8</sup> x14 <sup>1/8</sup> x1 <sup>3/4</sup>		Metal	G100500140	100138792	260
120x36x4,5 / 47 <sup>1/4</sup> x14 <sup>1/8</sup> x1 <sup>3/4</sup>		Metal	G100500137	100138774	305
150x36x4,5 / 59x14 <sup>1/8</sup> x1 <sup>3/4</sup>		Metal	G100500136	100138776	356
180x36x4,5 / 70 <sup>7/8</sup> x14 <sup>1/8</sup> x1 <sup>3/4</sup>		Metal	G100500134	100138778	407
60x48x4,5 / 23 <sup>5/8</sup> x18 <sup>7/8</sup> x1 <sup>3/4</sup>		Metal	G100500139	100138791	241
90x48x4,5 / 35 <sup>3/8</sup> x18 <sup>7/8</sup> x1 <sup>3/4</sup>		Metal	G100500132	100138793	291
120x48x4,5 / 47 <sup>1/4</sup> x18 <sup>7/8</sup> x1 <sup>3/4</sup>		Metal	G100500133	100138775	344
150x48x4,5 / 59x18 <sup>7/8</sup> x1 <sup>3/4</sup>		Metal	G100500138	100138777	401
180x48x4,5 / 70 <sup>7/8</sup> x18 <sup>7/8</sup> x1 <sup>3/4</sup>		Metal	G100500135	100138779	458

## MIRROR CICLO

DEPTH 4,5CM / 1<sup>3/4</sup>"

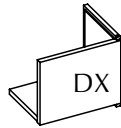
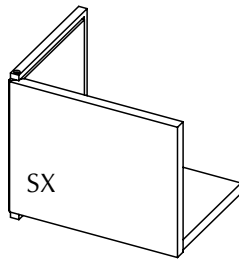


Mirror.  
Specchio  
Зеркало.

MEASURES		FINISHES	KEA	SAP	POINTS
36x60x4,5 / 14 <sup>1/8</sup> x23 <sup>5/8</sup> x1 <sup>3/4</sup>		Metal	G100500228	100145431	217
36x90x4,5 / 14 <sup>1/8</sup> x35 <sup>3/8</sup> x1 <sup>3/4</sup>		Metal	G100500229	100145432	260
36x120x4,5 / 14 <sup>1/8</sup> x47 <sup>1/4</sup> x1 <sup>3/4</sup>		Metal	G100500221	100145408	305
36x150x4,5 / 14 <sup>1/8</sup> x59x1 <sup>3/4</sup>		Metal	G100500222	100145409	356
36x180x4,5 / 14 <sup>1/8</sup> x70 <sup>7/8</sup> x1 <sup>3/4</sup>		Metal	G100500223	100145430	407
48x60x4,5 / 18 <sup>7/8</sup> x23 <sup>5/8</sup> x1 <sup>3/4</sup>		Metal	G100500225	100145436	241
48x90x4,5 / 18 <sup>7/8</sup> x35 <sup>3/8</sup> x1 <sup>3/4</sup>		Metal	G100500226	100145437	291
48x120x4,5 / 18 <sup>7/8</sup> x47 <sup>1/4</sup> x1 <sup>3/4</sup>		Metal	G100500224	100145433	344
48x150x4,5 / 18 <sup>7/8</sup> x59x1 <sup>3/4</sup>		Metal	G100500227	100145434	401
48x180x4,5 / 18 <sup>7/8</sup> x70 <sup>7/8</sup> x1 <sup>3/4</sup>		Metal	G100500230	100145435	458

## ROTATING SHELF

DEPTH 23CM / 9"

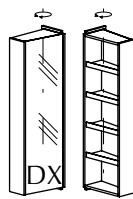
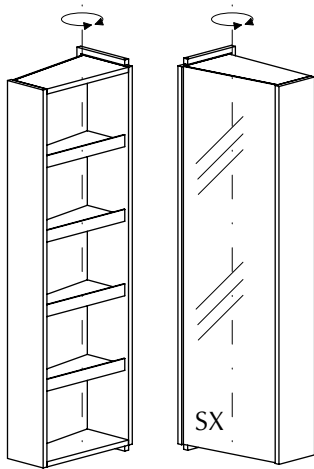


Rotating shelf.  
Mensola girevole.  
Вращающаяся полка.

MEASURES	(x↑x↑x↑)	FINISHES	OPENS	KEA	SAP	POINTS
30x24x23 / 11 <sup>3/4</sup> x9 <sup>1/2</sup> x9		Gloss lacquer	DX	G100500122	700011051	531
		Matt lacquer	DX	G100500113	700011052	452
		Wood	DX	G100500115	700011053	579
		Gloss lacquer	SX	G100500107	700011054	531
		Matt lacquer	SX	G100500123	700011055	452
		Wood	SX	G100500116	700011056	579

## ROTATING TALL CABINET WITH MIRROR

DEPTH 28CM / 11"



Rotating tall cabinet with mirror.  
Colonna girevole con specchio.  
Вращающийся высокий шкаф с зеркалом.

MEASURES	(x↑x↑x↑)	FINISHES	OPENS	KEA	SAP	POINTS
45x145x28 / 17 <sup>3/4</sup> x57 <sup>1/8</sup> x11		Gloss lacquer	DX	G100500217	700013830	2192
		Matt lacquer	DX	G100500216	700013831	2026
		Wood	DX	G100500215	700013832	2390
		Gloss lacquer	SX	G100500220	700013833	2192
		Matt lacquer	SX	G100500219	700013834	2026
		Wood	SX	G100500218	700013835	2390

**FINISHES:**
**G-2: Granito Star, Granito Mac, Granito Negro Tanzania Mate, Granito Len.**

<b>WORKTOPS</b>	<b>TOP</b>	<b>СТОЛЕШНИЦЫ</b>
-----------------	------------	-------------------


 G. Negro  
Tanzania M.


Granito Star



Granito Len


 Granito  
Mac

\* Maximum length recommended 1360 mm. / 53 1/2" and 1 basin only.

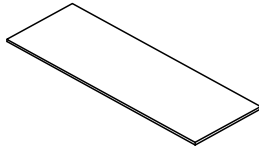
\* Lunghezza massima raccomandata 1360 mm. / 53 1/2" e 1 vasca.

\* Рекомендуемая максимальная длина — 1360 мм. / 53 1/2" и только 1 раковина.

MEASURES		FINISHES	SAP	POINTS
0000-0460x20x500 / 0-18 <sup>1/8</sup> x0 <sup>3/4</sup> x18 <sup>1/8</sup>		G2	700009481	394 + *
0461-0760x20x500 / 18 <sup>1/8</sup> -29 <sup>7/8</sup> x0 <sup>3/4</sup> x18 <sup>1/8</sup>		G2	700009486	549 + *
0761-1060x20x500 / 30-41 <sup>3/4</sup> x0 <sup>3/4</sup> x18 <sup>1/8</sup>		G2	700009496	705 + *
1061-1360x20x500 / 41 <sup>3/4</sup> -53 <sup>1/2</sup> x0 <sup>3/4</sup> x18 <sup>1/8</sup>		G2	700009501	873 + *
1361-1660x20x500 / 53 <sup>5/8</sup> -65 <sup>3/8</sup> x0 <sup>3/4</sup> x18 <sup>1/8</sup>		G2	700009506	1028 + *
1661-1960x20x500 / 65 <sup>3/8</sup> -77 <sup>1/8</sup> x0 <sup>3/4</sup> x18 <sup>1/8</sup>		G2	700009511	1197 + *

**CORRESPONDING POINTS FOR MACHINED FINISHES OF STONE COUNTERTOPS**
**PUNTI CORRISPONDENTI AI DIVERSI ATTACCHI PER TOP IN STONE**
**СООТВЕТСТВУЮЩИЕ ПОЗИЦИИ ДЛЯ МАШИНОЙ ОТДЕЛКИ МРАМОРНЫХ СТОЛЕШНИЦ.**

BASIN ON COUNTERTOP LAVABO SOPRATOP РАКОВИНА НА СТОЛЕШНИЦЕ	POINTS/UND.	35
*EDGE GROOVE FOR CICLO CABINET (8 mm.) *GOLA PER MOBILE CICLO (8 mm.) *УМЕНЬШЕННЫЙ КРАЙ ДЛЯ МЕБЕЛИ CICLO (8 мм).	POINTS/UND.	118



-Worktop.  
-Top.  
-СТОЛЕШНИЦА.



MEASURES	FINISHES	SAP	POINTS
0000-0460x12x500 / 0-18 <sup>1/8</sup> x0 <sup>1/2</sup> x19 <sup>5/8</sup>	KRION LUX	700009484	228 + *
0461-0760x12x500 / 18 <sup>1/8</sup> -29 <sup>7/8</sup> x0 <sup>1/2</sup> x19 <sup>5/8</sup>		700009489	334 + *
0761-1060x12x500 / 30-41 <sup>3/4</sup> x0 <sup>1/2</sup> x19 <sup>5/8</sup>		700009499	462 + *
1061-1360x12x500 / 41 <sup>3/4</sup> -53 <sup>1/2</sup> x0 <sup>1/2</sup> x19 <sup>5/8</sup>		700009504	567 + *
1361-1660x12x500 / 53 <sup>5/8</sup> -65 <sup>3/8</sup> x0 <sup>1/2</sup> x19 <sup>5/8</sup>		700009509	666 + *
1661-1960x12x500 / 65 <sup>3/8</sup> -77 <sup>1/8</sup> x0 <sup>1/2</sup> x19 <sup>5/8</sup>		700009514	776 + *
1961-2260x12x500 / 77 <sup>1/4</sup> -89x0 <sup>1/2</sup> x19 <sup>5/8</sup>		700009519	904 + *
2261-2710x12x500 / 89-106 <sup>3/4</sup> x0 <sup>1/2</sup> x19 <sup>5/8</sup>	700009524	1054 + *	

CORRESPONDING POINTS FOR MACHINED FINISHES OF KRION COUNTERTOPS  
PUNTI CORRISPONDENTI AI DIVERSI ATTACCHI PER TOP IN KRION  
СООТВЕТСТВУЮЩИЕ ПОЗИЦИИ ДЛЯ МАШИННОЙ ОТДЕЛКИ СТОЛЕШНИЦ ИЗ МАТЕРИАЛА KRION

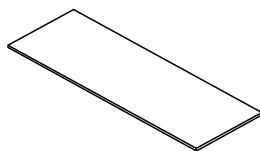
BASIN ON COUNTERTOP LAVABO SOPRATOP РАКОВИНА НА СТОЛЕШНИЦЕ	POINTS/UND.	63
*BASIN SOTTO KRION (INCLUDED) *LAVABO SOTTO KRION (INCLUSO) *РАКОВИНА SOTTO KRION	POINTS/UND.	728
*EDGE GROOVE FOR CICLO CABINET (8 mm.) *GOLA PER MOBILE CICLO (8 mm.) *УМЕНЬШЕННЫЙ КРАЙ ДЛЯ МЕБЕЛИ CICLO (8 мм).	POINTS/UND.	35

*BASIN SOTTO KRION *LAVABO SOTTO KRION *РАКОВИНА SOTTO KRION.	ALWAYS REQUIRES RICHIEDE SEMPRE ОБЯЗАТЕЛЬНО
	VALVE VALVOLA КЛАПАН COD. 100036254
	REQUIRES MINI DRAIN RICHIEDE SCARICO MINI ТРЕБУЕТСЯ МИНИСЛИВ COD. 100036255

# LACQUER-WOOD highline

WORKTOPS CICLO

DEPTH 500MM / 19<sup>5/8</sup>"



**Features:**

Lacquered or wood countertops for the CICLO bathroom series.  
For basin unit modules, we recommend stone or Krion countertops due to their greater resistance to moisture and abrasion.


**Caratteristiche:**

Top in laccato o legno per serie da bagno CICLO.  
Nei moduli base portalavabo si raccomanda di utilizzare top in stone o Krion per una maggiore resistenza all'umidità e all'abrasione.

**Особенности:**

Лакированные или деревянные столешницы для мебели серии CICLO для ванных комнат.

Для модулей с блоком раковины рекомендуем столешницы из мрамора или материала Krion. Такие столешницы отличаются повышенной стойкостью к воздействию влаги и истиранию.

MEASURES	(  )	FINISHES	SAP	POINTS	
0000-0460x19x500 / 0-18 <sup>1/8</sup> x0 <sup>3/4</sup> x19 <sup>5/8</sup>		Gloss lacquer	700011070	267	
0461-0760x19x500 / 18 <sup>1/8</sup> -29 <sup>7/8</sup> x0 <sup>3/4</sup> x19 <sup>5/8</sup>			700011076	376	
0761-1060x19x500 / 30-41 <sup>3/4</sup> x0 <sup>3/4</sup> x19 <sup>5/8</sup>			700011077	467	
1061-1360x19x500 / 41 <sup>3/4</sup> -53 <sup>1/2</sup> x0 <sup>3/4</sup> x19 <sup>5/8</sup>			700011071	577	
1361-1660x19x500 / 53 <sup>5/8</sup> -65 <sup>3/8</sup> x0 <sup>3/4</sup> x19 <sup>5/8</sup>			700011072	666	
1661-1960x19x500 / 65 <sup>3/8</sup> -77 <sup>1/8</sup> x0 <sup>3/4</sup> x19 <sup>5/8</sup>			700011073	777	
1961-2260x19x500 / 77 <sup>1/4</sup> -89x0 <sup>3/4</sup> x19 <sup>5/8</sup>			700011074	853	
2261-2710x19x500 / 89-106 <sup>3/4</sup> x0 <sup>3/4</sup> x19 <sup>5/8</sup>			700011075	967	
0000-0460x19x500 / 0-18 <sup>1/8</sup> x0 <sup>3/4</sup> x19 <sup>5/8</sup>			Matt lacquer	700011078	208
0461-0760x19x500 / 18 <sup>1/8</sup> -29 <sup>7/8</sup> x0 <sup>3/4</sup> x19 <sup>5/8</sup>				700011084	274
0761-1060x19x500 / 30-41 <sup>3/4</sup> x0 <sup>3/4</sup> x19 <sup>5/8</sup>		700011085		337	
1061-1360x19x500 / 41 <sup>3/4</sup> -53 <sup>1/2</sup> x0 <sup>3/4</sup> x19 <sup>5/8</sup>		700011079		454	
1361-1660x19x500 / 53 <sup>5/8</sup> -65 <sup>3/8</sup> x0 <sup>3/4</sup> x19 <sup>5/8</sup>		700011080		527	
1661-1960x19x500 / 65 <sup>3/8</sup> -77 <sup>1/8</sup> x0 <sup>3/4</sup> x19 <sup>5/8</sup>		700011081		592	
1961-2260x19x500 / 77 <sup>1/4</sup> -89x0 <sup>3/4</sup> x19 <sup>5/8</sup>		700011082		651	
2261-2710x19x500 / 89-106 <sup>3/4</sup> x0 <sup>3/4</sup> x19 <sup>5/8</sup>		700011083		754	
0000-0460x19x500 / 0-18 <sup>1/8</sup> x0 <sup>3/4</sup> x19 <sup>5/8</sup>		Wood		700011086	296
0461-0760x19x500 / 18 <sup>1/8</sup> -29 <sup>7/8</sup> x0 <sup>3/4</sup> x19 <sup>5/8</sup>				700011092	417
0761-1060x19x500 / 30-41 <sup>3/4</sup> x0 <sup>3/4</sup> x19 <sup>5/8</sup>			700011093	518	
1061-1360x19x500 / 41 <sup>3/4</sup> -53 <sup>1/2</sup> x0 <sup>3/4</sup> x19 <sup>5/8</sup>			700011087	640	
1361-1660x19x500 / 53 <sup>5/8</sup> -65 <sup>3/8</sup> x0 <sup>3/4</sup> x19 <sup>5/8</sup>			700011088	739	
1661-1960x19x500 / 65 <sup>3/8</sup> -77 <sup>1/8</sup> x0 <sup>3/4</sup> x19 <sup>5/8</sup>			700011089	862	
1961-2260x19x500 / 77 <sup>1/4</sup> -89x0 <sup>3/4</sup> x19 <sup>5/8</sup>			700011090	947	
2261-2710x19x500 / 89-106 <sup>3/4</sup> x0 <sup>3/4</sup> x19 <sup>5/8</sup>			700011091	1073	

**CORRESPONDING POINTS FOR MACHINED FINISHES OF CICLO COUNTERTOPS**

**PUNTI CORRISPONDENTI AI DIVERSI ATTACCHI PER TOP CICLO**

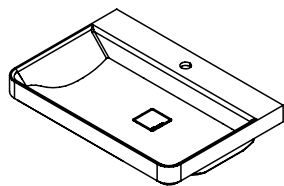
**СООТВЕТСТВУЮЩИЕ ПОЗИЦИИ ДЛЯ МАШИННОЙ ОТДЕЛКИ СТОЛЕШНИЦ CICLO**

BASIN ON COUNTERTOP LAVABO SOPRATOP РАКОВИНА НА СТОЛЕШНИЦЕ	POINTSUND.	18
--	------------	----



# ciclo


## BASIN CICLO REQUIRES WORKTOP DEPTH 48CM / 18<sup>7</sup>/<sub>8</sub>"



- GELCOAT basin. **REQUIRES WORKTOP.**
- It requires permanent overflow (G619999035 / 100104178 / 59 Points).
- Lavabo GELCOAT. **RICIEDE TOP IN.**
- Richiede valvola (G619999035 / 100104178 / 59 punti).
- Раковина GELCOAT. **НУЖДАЕТСЯ В СТОЛЕШНИЦЕ.**
- Требуется постоянный перелив (G619999035 / 100104178 / 59 позиций).

MEASURES	FINISHES	KEA	SAP	POINTS
50x15x48 / 19 <sup>5</sup> / <sub>8</sub> x5 <sup>7</sup> / <sub>8</sub> x18 <sup>7</sup> / <sub>8</sub>	GELCOAT	G619000055	100136309	632
70x15x48 / 27 <sup>1</sup> / <sub>2</sub> x5 <sup>7</sup> / <sub>8</sub> x18 <sup>7</sup> / <sub>8</sub>		G619000053	100128501	736

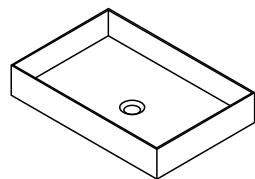
## BASIN ONES REQUIRES WORKTOP



- GELCOAT basin. **REQUIRES WORKTOP.**
- Lavabo GELCOAT. **RICIEDE TOP IN.**
- Раковина GELCOAT. **НУЖДАЕТСЯ В СТОЛЕШНИЦЕ.**

MEASURES	FINISHES	KEA	SAP	POINTS
60x13x48 / 23 <sup>5</sup> / <sub>8</sub> x5 <sup>1</sup> / <sub>8</sub> x18 <sup>7</sup> / <sub>8</sub>	GELCOAT	G619000049	100110452	0942
71,5x13x48 / 28 <sup>1</sup> / <sub>8</sub> x5 <sup>1</sup> / <sub>8</sub> x18 <sup>7</sup> / <sub>8</sub>		G619000047	100100508	0982
115x13x48 / 45 <sup>1</sup> / <sub>4</sub> x5 <sup>1</sup> / <sub>8</sub> x18 <sup>7</sup> / <sub>8</sub>		G619000045	100100507	1202

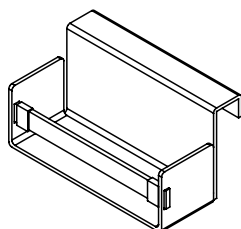
## BASIN SLIM COUNTERTOP / SOBRE ENCIMERA / VASQUE SUR PLAN REQUIRES WORKTOP



- GELCOAT basin. **REQUIRES WORKTOP.**
- Requires for installation valve G619999024 SAP100036254, 68 P.
- Lavabo GELCOAT. **RICIEDE TOP IN.**
- Richiede valvola G619999024 SAP100036254, 68 P.
- Раковина GELCOAT. **НУЖДАЕТСЯ В СТОЛЕШНИЦЕ.**
- Требуется установка клапана G619999024 SAP100036254, 68 P.

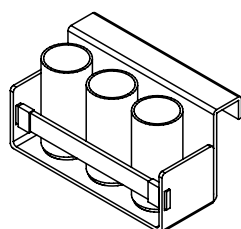
MEASURES	FINISHES	KEA	SAP	POINTS
50x10x33 / 19 <sup>5</sup> / <sub>8</sub> x3 <sup>7</sup> / <sub>8</sub> x13	GELCOAT	G619000081	100221198	475

## SHELF



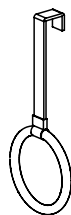
MEASURES	FINISHES	KEA	SAP	POINTS
24x13x12 / 9 <sup>1</sup> / <sub>2</sub> x5 <sup>1</sup> / <sub>8</sub> x4 <sup>3</sup> / <sub>4</sub>	Metal/Leather	G100500002	100136305	181

## SHELF WITH POTS



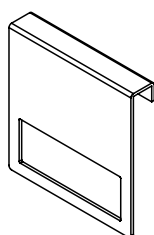
MEASURES	FINISHES	KEA	SAP	POINTS
24x13x12 / 9 <sup>1</sup> / <sub>2</sub> x5 <sup>1</sup> / <sub>8</sub> x4 <sup>3</sup> / <sub>4</sub>	Metal/Krion/Leather	G100500001	100136306	379

## CIRCULAR TOWEL RACK



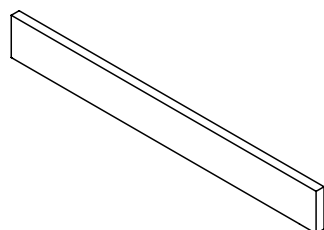
MEASURES		FINISHES	KEA	SAP	POINTS
16x36x4 / 6 <sup>1/4</sup> x14 <sup>1/8</sup> x1 <sup>5/8</sup>		Metal/Leather	G100500028	100136307	117

## FLAT TOWEL RACK



MEASURES		FINISHES	KEA	SAP	POINTS
24x24x3,6 / 9 <sup>1/2</sup> x9 <sup>1/2</sup> x1 <sup>3/8</sup>		Metal	G100500027	100136308	101

## ROD



Accessory-holder rod.

Barra portaaccessori.

Стержень-держатель аксессуаров.

MEASURES		FINISHES	KEA	SAP	POINTS
60x12x5 / 23 <sup>5/8</sup> x4 <sup>3/4</sup> x2		Gloss lacquer	G100500051	700010997	287
		Matt lacquer	G100500064	700010998	239
		Wood	G100500078	700010999	313
90x12x5 / 35 <sup>3/8</sup> x4 <sup>3/4</sup> x2		Gloss lacquer	G100500092	700011024	350
		Matt lacquer	G100500060	700011025	294
		Wood	G100500120	700011026	382
120x12x5 / 47 <sup>1/4</sup> x4 <sup>3/4</sup> x2		Gloss lacquer	G100500024	700010946	427
		Matt lacquer	G100500030	700010947	351
		Wood	G100500046	700010948	466
150x12x5 / 59x4 <sup>3/4</sup> x2		Gloss lacquer	G100500025	700010979	479
		Matt lacquer	G100500081	700010980	399
		Wood	G100500016	700010981	523
180x12x5 / 70 <sup>7/8</sup> x4 <sup>3/4</sup> x2		Gloss lacquer	G100500057	700010982	548
		Matt lacquer	G100500052	700010983	452
		Wood	G100500045	700010984	598
210x12x5 / 82 <sup>5/8</sup> x4 <sup>3/4</sup> x2		Gloss lacquer	G100500096	700010985	617
		Matt lacquer	G100500074	700010986	505
		Wood	G100500059	700010987	673
240x12x5 / 94 <sup>1/2</sup> x4 <sup>3/4</sup> x2		Gloss lacquer	G100500058	700010988	686
		Matt lacquer	G100500029	700010989	558
		Wood	G100500087	700010990	748



The interpretation made in inches for the dimensions of the different items shown in the price list has been rounded to 1/8, however for a more accurate measurement please use millimetres or centimetres.

In

<b>EXTERIOR FINISHES</b> FINITURE ESTERNE ОТДЕЛКА ДЛЯ НАРУЖНОГО ИСПОЛЬЗОВАНИЯ	<input type="checkbox"/> Laminate Laminato ЛАМИНАТ	<input checked="" type="checkbox"/> Matt lacquer Laccato opaco МАТОВЫЙ ЛАК	<input checked="" type="checkbox"/> Wood veneer Legno ДЕРЕВО
	<input type="checkbox"/> HPL Stratificato СЛОИСТАЯ	<input checked="" type="checkbox"/> Gloss lacquer Laccato lucido ГЛЯНЦЕВЫЙ ЛАК	
<b>INTERIOR FINISHES</b> FINITURE INTERNE ОТДЕЛКА ДЛЯ ВНУТРЕННЕГО ИСПОЛЬЗОВАНИЯ	<input type="checkbox"/> Laminate Laminato ЛАМИНАТ	<input checked="" type="checkbox"/> Wood veneer Legno ДЕРЕВО	<input type="checkbox"/> Aluminium+laminated base Alluminio + base in laminato Алюминий + основа из ламината
	<input type="checkbox"/> Front handle Maniglia frontale a vista Декоративная передняя ручка	<input type="checkbox"/> Integrated metal handle Maniglia metallica integrata Встроенная металлическая ручка	<input checked="" type="checkbox"/> Integrated mechanized h. Maniglia integrata ricavata sul bordo Встроенная ручка по краю
<b>HANDLES</b> MANIGLIE РУЧКИ	<input type="checkbox"/> Push handle Maniglia Push РУЧКИ Push		
<b>TYPE OF UNITS</b> TIPI DI MODULI ТИПЫ МОДУЛЕЙ	<input checked="" type="checkbox"/> Compact Compatto Компактная	<input checked="" type="checkbox"/> Modular Modulare Модульная	
<b>POSITION</b> POSIZIONE ПОЗИЦИЯ	<input checked="" type="checkbox"/> Wall-mounted Sospeso Подвесная	<input type="checkbox"/> Floor-mounted A terra Напольная	
<b>MEASURES (CM)</b> DIMENSIONI РАЗМЕРЫ	60 / 90 / 120	24 / 48	48
	23 <sup>5/8</sup> / 35 <sup>3/8</sup> / 47 <sup>1/4</sup>	9 <sup>1/2</sup> / 18 <sup>7/8</sup>	18 <sup>7/8</sup>
<b>WORKTOP &amp; BASIN OPTIONS</b> OPZIONI TOP E LAVABI ВАРИАНТЫ СТОЛЕШНИЦ И УМЫВАЛЬНЫХ РАКОВИН	<input checked="" type="checkbox"/> Bath serie's worktop / basin Lavabo / top della serie Серийная умывальная раковина / столешница	<input type="checkbox"/> Standard worktops Top standard Стандартные столешницы	<input type="checkbox"/> Worktop + integrated basin Encimera + lavabo integrato Столешница + встроенная умывальная раковина
	<input checked="" type="checkbox"/> Over-mounted basin Lavabo da appoggio Настольная умывальная раковина	<input type="checkbox"/> Under-mounted basin Lavabo sottopiano Умывальная раковина, встраиваемая в столешницу снизу	<input type="checkbox"/> Double basin as option Opzione doppia vasca Вариант с двойной чашей
<b>WORKTOP FINISHES</b> FINITURE TOP ОТДЕЛКА СТОЛЕШНИЦ	<input type="checkbox"/> Krion® worktop Top in KRION® Столешница KRION®	<input type="checkbox"/> Gel Coat worktop Top in Gel Coat Столешница с покрытием гелькоут	<input type="checkbox"/> Natural Stone worktop Top in pietra naturale Столешница из натурального камня.
	<input type="checkbox"/> Glass worktop Top in vetro Столешница из стекла	<input checked="" type="checkbox"/> Bath furniture finish worktop Top con la finitura del mobile Столешница с той же отделкой, что и консоль/тумба	
<b>BASIN FINISHES</b> FINITURE LAVABI ОТДЕЛКА УМЫВАЛЬНЫХ РАКОВИН	<input type="checkbox"/> Krion® basin Lavabo in Krion® Умывальная раковина из Krion®	<input checked="" type="checkbox"/> Gel Coat basin Lavabo Gelcoat Раковина Gelcoat	<input type="checkbox"/> Ceramic basin Lavabo in ceramica Керамическая умывальная раковина
	<input type="checkbox"/> Natural Stone basin Lavabo in pietra naturale Умывальная раковина из натурального камня.		
<b>ACCESSORIES</b> ACCESSORI АКСЕССУАРЫ	<input checked="" type="checkbox"/> Mirror Specchio Зеркало	<input checked="" type="checkbox"/> Wall-mounted module Modulo sospeso Подвесной модуль	<input checked="" type="checkbox"/> Tall cabinet Modulo colonna Высокий шкаф
	<input checked="" type="checkbox"/> Upper unit Modulo alto Верхний модуль	<input checked="" type="checkbox"/> Organizer Organizzatore Органайзер	<input type="checkbox"/> Shelves Mensola Полка
			<input type="checkbox"/> Accessories Accessori Аксессуары

## *in*



Unit with mitre-edged panels and fronts, with the mitre cut into the edges acting as a handle and giving it a unique, distinctive design. The series features washbasin units, high units, low units, shelves and mirrors with LED lighting featuring a touch button system. Draw organisation system available, oak veneer containers.

Mobile composto con pannelli e frontali con angoli a smusso. Lo smusso negli angoli serve come maniglia e caratterizza il disegno del mobile. La serie è composta da basi portalavabo, moduli pensili, moduli base, mensole e specchi con illuminazione a led con pulsante touch. Organizer interno ai cassetti formato da contenitori in rovere

Блок со срезанными кромками панелей и торцов. Косой срез кромки служит ручкой и придает всей конструкции оригинальный вид. В серию входят блоки умывальной раковины, высокие блоки, низкие блоки, полки и зеркала со светодиодной подсветкой и системой сенсорной кнопки. Возможна интеграция системы выдвижных ящиков и контейнеров из дубового шпона.



+info p.456

11223 Points  
IN Roble Noche





**SET 0471** 3060 Points  
**IN Blanco Brillo Emotions**  
G100430283 / 100241551

+info p.456



**SET 0348** 3343 Points  
**IN Blanco Brillo Emotions**  
G100430274 / 100193172

+info p.456



**4338 Points**  
**IN Pizarra Mate**

+info p.457

**FINISHES****WOOD****LEGNO****ДЕРЕВО**

Roble Noche



Roble Cobre



Roble Bronce




Roble Sil




Roble Alba

**GLOSS LACQUER****LACCATO LUCIDO****ГЛЯНЦЕВЫЙ ЛАК**

Ónix



Cromo




Férreo




Tórtola



Sílice




Bórax




Cuarcita




Pizarra




Grafito




Plomo




Limo



Pérgamon



Alabastro



Porcelana



Negro Emotions




Ocean Blue



Azul Navy



Bottle



Orégano




Cúrcuma




Safrán



Curry



Blanco Snow



Blanco Emotions



## FINISHES


MATT LACQUER

LACCATO OPACO


МАТОВЫЙ ЛАК



Ónix



Cromo




Férreo




Tórtola



Sílice




Bórax



Cuarcita




Pizarra




Grafito




Plomo




Limo



Pérgamon



Alabastro



Porcelana



Negro Emotions




Ocean Blue



Azul Navy




Bottle



Orégano



Cúrcuma




Safrán



Curry

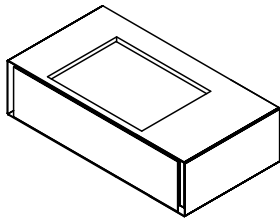


Blanco Snow



Blanco Emotions

## WASH BASIN UNIT BPS-1

DEPTH 48CM / 18<sup>7</sup>/<sub>8</sub>"

Wash basin unit. Chrome waste is recommended (G619999033/100100505).

Basi portalavabo Si raccomanda scarico cromato (G619999033/100100505).


Тумбочка под умывальник. Рекомендуется использовать хромированный донный клапан (G619999033/100100505).

**Basin options:**

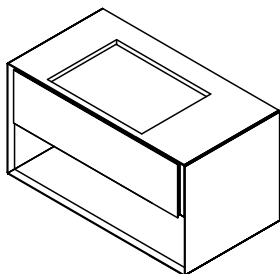
**BPS-1 60 cm.:** Lavabo "ONES 60", "CICLO 50", "SLIM 50".

**BPS-1 90 cm.:** Lavabo "ONES 60/71,5", "CICLO 50/70", "SLIM 50".

**BPS-1 120 cm.:** Lavabo "ONES 60/71,5", "CICLO 50/70", "ONES 115" centered, "SLIM 50".

MEASURES	(  )	FINISHES	BASIN	KEA	SAP	POINTS
60x24x48 / 23 <sup>5</sup> / <sub>8</sub> x9 <sup>1</sup> / <sub>2</sub> x18 <sup>7</sup> / <sub>8</sub>		Gloss lacquer	CENTERED	G100430014	700007236	1441
		Matt lacquer	CENTERED	G100430034	700007233	1298
		Wood	CENTERED	G100430040	700007230	1672
90x24x48 / 35 <sup>3</sup> / <sub>8</sub> x9 <sup>1</sup> / <sub>2</sub> x18 <sup>7</sup> / <sub>8</sub>		Gloss lacquer	CENTERED	G100430010	700007237	1643
		Matt lacquer	CENTERED	G100430009	700007234	1460
		Wood	CENTERED	G100430044	700007231	1906
120x24x48 / 47 <sup>1</sup> / <sub>4</sub> x9 <sup>1</sup> / <sub>2</sub> x18 <sup>7</sup> / <sub>8</sub>		Gloss lacquer	SX	G100430002	700007238	1858
		Matt lacquer	SX	G100430036	700007235	1633
		Wood	SX	G100430039	700007232	2156

## WASH BASIN UNIT BPS-1 H

DEPTH 48CM / 18<sup>7</sup>/<sub>8</sub>"

Wash basin unit. Chrome waste is recommended (G619999033/100100505).

Basi portalavabo Si raccomanda scarico cromato (G619999033/100100505).


Тумбочка под умывальник. Рекомендуется использовать хромированный донный клапан (G619999033/100100505).

**Basin options:**

**BPS-1 H 60 cm.:** Lavabo "ONES 60", "CICLO 50", "SLIM 50".

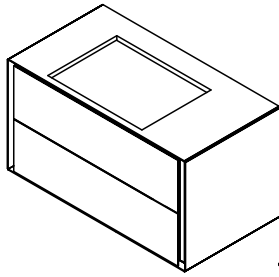
**BPS-1 H 90 cm.:** Lavabo "ONES 60/71,5", "CICLO 50/70", "SLIM 50".

**BPS-1 H 120 cm.:** Lavabo "ONES 60/71,5", "CICLO 50/70", "ONES 115" centered, "SLIM 50".

MEASURES	(  )	FINISHES	BASIN	KEA	SAP	POINTS
60x48x48 / 23 <sup>5</sup> / <sub>8</sub> x18 <sup>7</sup> / <sub>8</sub> x18 <sup>7</sup> / <sub>8</sub>		Gloss lacquer	CENTERED	G100430003	700007245	1818
		Matt lacquer	CENTERED	G100430006	700007242	1591
		Wood	CENTERED	G100430023	700007239	2109
90x48x48 / 35 <sup>3</sup> / <sub>8</sub> x18 <sup>7</sup> / <sub>8</sub> x18 <sup>7</sup> / <sub>8</sub>		Gloss lacquer	CENTERED	G100430089	700007246	2101
		Matt lacquer	CENTERED	G100430015	700007243	1811
		Wood	CENTERED	G100430005	700007240	2438
120x48x48 / 47 <sup>1</sup> / <sub>4</sub> x18 <sup>7</sup> / <sub>8</sub> x18 <sup>7</sup> / <sub>8</sub>		Gloss lacquer	SX	G100430048	700007247	2399
		Matt lacquer	SX	G100430073	700007244	2043
		Wood	SX	G100430041	700007241	2783

## WASH BASIN UNIT BPS-2

DEPTH 48CM / 18<sup>7/8</sup>"



Wash basin unit. Chrome waste is recommended (G619999033/100100505).

Basi portalavabo Si raccomanda scarico cromato (G619999033/100100505).

Тумбочка под умывальник. Рекомендуется использовать хромированный донный клапан (G619999033/100100505).

**Basin options:**

**BPS-2 60 cm.:** Lavabo "ONES 60", "CICLO 50", "SLIM 50".

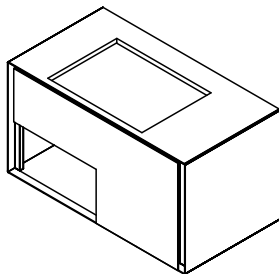
**BPS-2 90 cm.:** Lavabo "ONES 60/71,5", "CICLO 50/70", "SLIM 50".

**BPS-2 120 cm.:** Lavabo "ONES 60/71,5", "CICLO 50/70", "ONES 115" centered, "SLIM 50".

MEASURES	(xx)	FINISHES	BASIN	KEA	SAP	POINTS
60x48x48 / 23 <sup>5/8</sup> x18 <sup>7/8</sup> x18 <sup>7/8</sup>		Gloss lacquer	CENTERED	G100430016	700007254	1998
		Matt lacquer	CENTERED	G100430122	700007251	1805
		Wood	CENTERED	G100430004	700007248	2318
90x48x48 / 35 <sup>3/8</sup> x18 <sup>7/8</sup> x18 <sup>7/8</sup>		Gloss lacquer	CENTERED	G100430046	700007255	2252
		Matt lacquer	CENTERED	G100430007	700007252	2010
		Wood	CENTERED	G100430038	700007249	2613
120x48x48 / 47 <sup>1/4</sup> x18 <sup>7/8</sup> x18 <sup>7/8</sup>		Gloss lacquer	SX	G100430030	700007256	2520
		Matt lacquer	SX	G100430091	700007253	2227
		Wood	SX	G100430020	700007250	2924

## WASH BASIN UNIT BPS-3

DEPTH 48CM / 18<sup>7/8</sup>"



Wash basin unit. Chrome waste is recommended (G619999033/100100505).

Basi portalavabo Si raccomanda scarico cromato (G619999033/100100505).

Тумбочка под умывальник. Рекомендуется использовать хромированный донный клапан (G619999033/100100505).

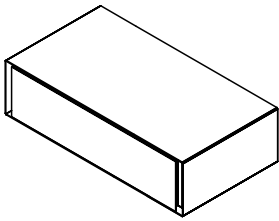
**Basin options:**

**BPS-3 90 cm.:** Lavabo "ONES 60/71,5", "CICLO 50/70", "SLIM 50".

**BPS-3 120 cm.:** Lavabo "ONES 60/71,5/115", "CICLO 50/70", "SLIM 50".

MEASURES	(xx)	FINISHES	BASIN	GAP	KEA	SAP	POINTS
90x48x48 / 35 <sup>3/8</sup> x18 <sup>7/8</sup> x18 <sup>7/8</sup>		Gloss lacquer	CENTERED	SX	G100430035	700007261	2258
		Matt lacquer	CENTERED	SX	G100430027	700007259	1950
		Wood	CENTERED	SX	G100430103	700007257	2620
		Gloss lacquer	CENTERED	DX	G100430052	700007267	2258
		Matt lacquer	CENTERED	DX	G100430024	700007265	1950
		Wood	CENTERED	DX	G100430079	700007263	2620
120x48x48 / 47 <sup>1/4</sup> x18 <sup>7/8</sup> x18 <sup>7/8</sup>		Gloss lacquer	CENTERED	SX	G100430094	700007262	2526
		Matt lacquer	CENTERED	SX	G100430022	700007260	2166
		Wood	CENTERED	SX	G100430060	700007258	2931
		Gloss lacquer	CENTERED	DX	G100430021	700007268	2526
		Matt lacquer	CENTERED	DX	G100430099	700007266	2166
		Wood	CENTERED	DX	G100430029	700007264	2931


## FREESTANDING UNIT MS-1

DEPTH 48CM / 18<sup>7/8</sup>"

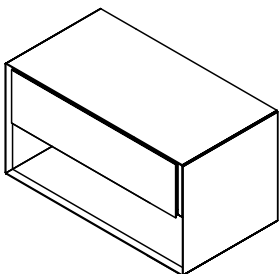
Wallmounted unit.

Modulo sospeso

Блок настенного монтажа.

MEASURES	(  )	FINISHES	KEA	SAP	POINTS
60x24x48 / 23 <sup>5/8</sup> x9 <sup>1/2</sup> x18 <sup>7/8</sup>		Gloss lacquer	G100430080	700007275	1409
		Matt lacquer	G100430069	700007272	1266
		Wood	G100430018	700007269	1635
90x24x48 / 35 <sup>3/8</sup> x9 <sup>1/2</sup> x18 <sup>7/8</sup>		Gloss lacquer	G100430061	700007276	1610
		Matt lacquer	G100430111	700007273	1427
		Wood	G100430028	700007270	1868
120x24x48 / 47 <sup>1/4</sup> x9 <sup>1/2</sup> x18 <sup>7/8</sup>		Gloss lacquer	G100430032	700007277	1826
		Matt lacquer	G100430068	700007274	1601
		Wood	G100430012	700007271	2119


## FREESTANDING UNIT MS-1 H

DEPTH 48CM / 18<sup>7/8</sup>"

Wallmounted unit.

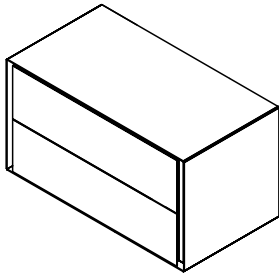
Modulo sospeso

Блок настенного монтажа.

MEASURES	(  )	FINISHES	KEA	SAP	POINTS
60x48x48 / 23 <sup>5/8</sup> x18 <sup>7/8</sup> x18 <sup>7/8</sup>		Gloss lacquer	G100430062	700007284	1754
		Matt lacquer	G100430095	700007281	1527
		Wood	G100430077	700007278	2035
90x48x48 / 35 <sup>3/8</sup> x18 <sup>7/8</sup> x18 <sup>7/8</sup>		Gloss lacquer	G100430071	700007285	2077
		Matt lacquer	G100430090	700007282	1773
		Wood	G100430072	700007279	2410
120x48x48 / 47 <sup>1/4</sup> x18 <sup>7/8</sup> x18 <sup>7/8</sup>		Gloss lacquer	G100430086	700007286	2388
		Matt lacquer	G100430064	700007283	2013
		Wood	G100430008	700007280	2771

## FREESTANDING UNIT MS-2

DEPTH 48CM / 18<sup>7/8</sup>"



Wallmounted unit.

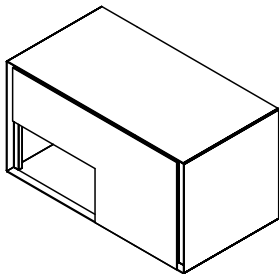
Modulo sospeso

Блок настенного монтажа.

MEASURES	()	FINISHES	KEA	SAP	POINTS
60x48x48 / 23 <sup>5/8</sup> x18 <sup>7/8</sup> x18 <sup>7/8</sup>		Gloss lacquer	G100430019	700007293	1971
		Matt lacquer	G100430109	700007290	1779
		Wood	G100430017	700007287	2287
90x48x48 / 35 <sup>3/8</sup> x18 <sup>7/8</sup> x18 <sup>7/8</sup>		Gloss lacquer	G100430058	700007294	2231
		Matt lacquer	G100430116	700007291	1988
		Wood	G100430055	700007288	2588
120x48x48 / 47 <sup>1/4</sup> x18 <sup>7/8</sup> x18 <sup>7/8</sup>		Gloss lacquer	G100430078	700007295	2503
		Matt lacquer	G100430057	700007292	2210
		Wood	G100430011	700007289	2904

## FREESTANDING UNIT MS-3

DEPTH 48CM / 18<sup>7/8</sup>"



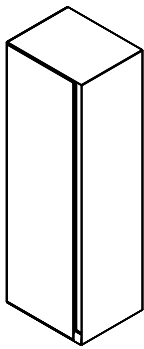
Wallmounted unit.

Modulo sospeso

Блок настенного монтажа.

MEASURES	()	FINISHES	GAP	KEA	SAP	POINTS
90x48x48 / 35 <sup>3/8</sup> x18 <sup>7/8</sup> x18 <sup>7/8</sup>		Gloss lacquer	SX	G100430042	700007300	2286
		Matt lacquer	SX	G100430081	700007298	1962
		Wood	SX	G100430050	700007296	2652
		Gloss lacquer	DX	G100430102	700007306	2286
		Matt lacquer	DX	G100430082	700007304	1962
		Wood	DX	G100430049	700007302	2652
120x48x48 / 47 <sup>1/4</sup> x18 <sup>7/8</sup> x18 <sup>7/8</sup>		Gloss lacquer	SX	G100430100	700007301	2585
		Matt lacquer	SX	G100430051	700007299	2193
		Wood	SX	G100430025	700007297	2999
		Gloss lacquer	DX	G100430054	700007307	2585
		Matt lacquer	DX	G100430026	700007305	2193
		Wood	DX	G100430013	700007303	2999

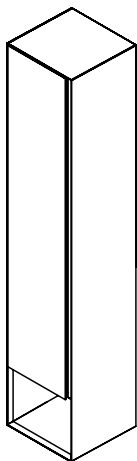
## TALL CABINET MA

DEPTH 20CM / 7<sup>7</sup>/<sub>8</sub>"


Tall cabinet.  
Colonna.  
Высокий шкаф.

MEASURES	(  )	FINISHES	OPENS	KEA	SAP	POINTS
30x60x20 / 11 <sup>3</sup> / <sub>4</sub> x23 <sup>5</sup> / <sub>8</sub> x7 <sup>7</sup> / <sub>8</sub>		Gloss lacquer	SX	G100430104	700007353	1006
		Matt lacquer	SX	G100430033	700007349	0860
		Wood	SX	G100430066	700007345	1167
		Gloss lacquer	DX	G100430135	700007341	1006
		Matt lacquer	DX	G100430106	700007337	0860
		Wood	DX	G100430097	700007333	1167
30x90x20 / 11 <sup>3</sup> / <sub>4</sub> x35 <sup>3</sup> / <sub>8</sub> x7 <sup>7</sup> / <sub>8</sub>		Gloss lacquer	SX	G100430119	700007354	1200
		Matt lacquer	SX	G100430128	700007350	1026
		Wood	SX	G100430084	700007346	1392
		Gloss lacquer	DX	G100430148	700007342	1200
		Matt lacquer	DX	G100430110	700007338	1026
		Wood	DX	G100430138	700007334	1392

## TALL CABINET MA-H

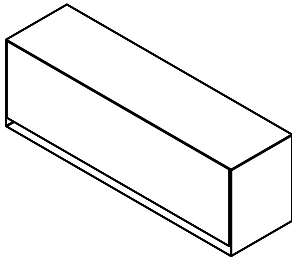
DEPTH 30CM / 11<sup>3</sup>/<sub>4</sub>"

Tall cabinet.  
Colonna.  
Высокий шкаф.


MEASURES	(  )	FINISHES	OPENS	KEA	SAP	POINTS
30x156x30 / 11 <sup>3</sup> / <sub>4</sub> x61 <sup>3</sup> / <sub>8</sub> x11 <sup>3</sup> / <sub>4</sub>		Gloss lacquer	DX	G100430242	700013836	1818
		Matt lacquer	DX	G100430245	700013837	1571
		Wood	DX	G100430244	700013838	2109
30x156x30 / 11 <sup>3</sup> / <sub>4</sub> x61 <sup>3</sup> / <sub>8</sub> x11 <sup>3</sup> / <sub>4</sub>		Gloss lacquer	SX	G100430243	700013839	1818
		Matt lacquer	SX	G100430247	700013821	1571
		Wood	SX	G100430246	700013822	2109

## FREESTANDING UNIT MA

DEPTH 20CM / 7<sup>7</sup>/<sub>8</sub>"



Upper unit.  
Modulo pensile.  
Верхний блок.

MEASURES	(  )	FINISHES	KEA	SAP	POINTS
60x30x20 / 23 <sup>5</sup> / <sub>8</sub> x11 <sup>3</sup> / <sub>4</sub> x7 <sup>7</sup> / <sub>8</sub>		Gloss lacquer	G100430076	700007365	1066
		Matt lacquer	G100430127	700007361	0920
		Wood	G100430126	700007357	1237
90x30x20 / 35 <sup>3</sup> / <sub>8</sub> x11 <sup>3</sup> / <sub>4</sub> x7 <sup>7</sup> / <sub>8</sub>		Gloss lacquer	G100430142	700007366	1258
		Matt lacquer	G100430117	700007362	1084
		Wood	G100430145	700007358	1460


MA

## MIRROR

DEPTH 3CM / 1<sup>1</sup>/<sub>8</sub>"



Mirror.  
Specchio con illuminazione.  
Зеркало с подсветкой.

MEASURES	(  )	FINISHES	KEA	SAP	POINTS
30x120x3 / 11 <sup>3</sup> / <sub>4</sub> x47 <sup>1</sup> / <sub>4</sub> x1 <sup>1</sup> / <sub>8</sub>		Gloss lacquer	G100430160	700007379	0305
		Matt lacquer	G100430152	700007380	0256
		Wood	G100430158	700007381	0354

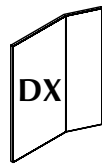
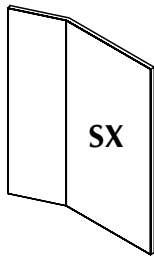
in

ES



MIRROR

DEPTH 17CM / 6<sup>3</sup>/<sub>4</sub>"

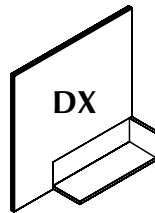
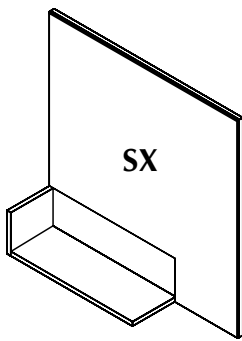


Mirror.  
Specchio  
Зеркало.

MEASURES	(xx)	FINISHES	MIRROR	KEA	SAP	POINTS
70x96x17 / 27 <sup>1</sup> / <sub>2</sub> x37 <sup>3</sup> / <sub>4</sub> x6 <sup>3</sup> / <sub>4</sub>		Gloss lacquer	SX	G100430176	700007403	0923
		Matt lacquer	SX	G100430178	700007404	0850
		Wood	SX	G100430177	700007405	1071
70x96x17 / 27 <sup>1</sup> / <sub>2</sub> x37 <sup>3</sup> / <sub>4</sub> x6 <sup>3</sup> / <sub>4</sub>		Gloss lacquer	DX	G100430175	700007400	0923
		Matt lacquer	DX	G100430174	700007401	0850
		Wood	DX	G100430173	700007402	1071

MIRROR

DEPTH 18CM / 7<sup>1</sup>/<sub>8</sub>"




Mirror.  
Specchio  
Зеркало.

MEASURES	(xx)	SHELF	MIRROR	KEA	SAP	POINTS
60x90x18 / 23 <sup>5</sup> / <sub>8</sub> x35 <sup>3</sup> / <sub>8</sub> x7 <sup>1</sup> / <sub>8</sub>		Gloss lacquer	SX	G100430168	700007397	0776
		Matt lacquer	SX	G100430165	700007398	0686
		Wood	SX	G100430172	700007399	0900
		Gloss lacquer	DX	G100430164	700007394	0776
		Matt lacquer	DX	G100430169	700007395	0686
		Wood	DX	G100430171	700007396	0900
90x90x18 / 35 <sup>3</sup> / <sub>8</sub> x35 <sup>3</sup> / <sub>8</sub> x7 <sup>1</sup> / <sub>8</sub>		Gloss lacquer	SX	G100430154	700007385	0946
		Matt lacquer	SX	G100430159	700007386	0816
		Wood	SX	G100430157	700007387	1097
		Gloss lacquer	DX	G100430155	700007382	0946
		Matt lacquer	DX	G100430153	700007383	0816
		Wood	DX	G100430156	700007384	1097
120x90x18 / 47 <sup>1</sup> / <sub>4</sub> x35 <sup>3</sup> / <sub>8</sub> x7 <sup>1</sup> / <sub>8</sub>		Gloss lacquer	SX	G100430166	700007391	1097
		Matt lacquer	SX	G100430170	700007392	0948
		Wood	SX	G100430167	700007393	1273
		Gloss lacquer	DX	G100430162	700007388	1097
		Matt lacquer	DX	G100430161	700007389	0948
		Wood	DX	G100430163	700007390	1273

## BASIN ONES

DEPTH 48CM / 18<sup>7/8</sup>"

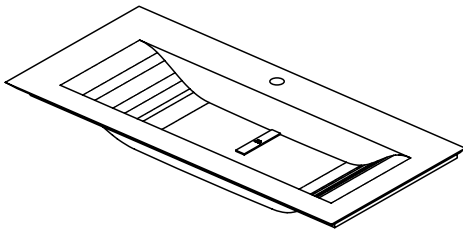


- GELCOAT basin.
- Lavabo KRION.
- Раковина KRION.

MEASURES	FINISHES	KEA	SAP	POINTS
60x13x48 / 23 <sup>5/8</sup> x5 <sup>1/8</sup> x18 <sup>7/8</sup>	GELCOAT	G619000049	100110452	0942
71,5x13x48 / 28 <sup>1/8</sup> x5 <sup>1/8</sup> x18 <sup>7/8</sup>		G619000047	100100508	0982

## BASIN ONES

DEPTH 48CM / 18<sup>7/8</sup>"

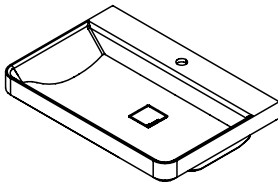


- GELCOAT basin.
- Lavabo GELCOAT.
- Раковина GELCOAT.

MEASURES	FINISHES	KEA	SAP	POINTS
115x13x48 / 45 <sup>1/4</sup> x5 <sup>1/8</sup> x18 <sup>7/8</sup>	GELCOAT	G619000045	100100507	1202

## BASIN CICLO

DEPTH 48CM / 18<sup>7/8</sup>"

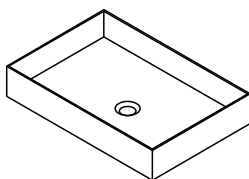


- GELCOAT basin.
- It requires permanent overflow (G619999035 / 100104178 / 59 Points).
- Lavabo GELCOAT.
- Richiede valvola (G619999035 / 100104178 / 59 punti).
- Раковина GELCOAT.
- Требуется постоянный перелив (G619999035 / 100104178 / 59 позиций).

MEASURES	FINISHES	KEA	SAP	POINTS
50x15x48 / 19 <sup>5/8</sup> x5 <sup>7/8</sup> x18 <sup>7/8</sup>	GELCOAT	G619000055	100136309	632
70x15x48 / 27 <sup>1/2</sup> x5 <sup>7/8</sup> x18 <sup>7/8</sup>		G619000053	100128501	736

## BASIN SLIM

COUNTERTOP / SOBRE ENCIMERA / VASQUE SUR PLAN



BPS ≥ 36)

- GELCOAT basin.
- Requires for installation valve G619999024 SAP100036254, 68 P.
- Lavabo GELCOAT.
- Richiede valvola G619999024 SAP100036254, 68 P.
- Раковина GELCOAT.
- Требуется установка клапана G619999024 SAP100036254, 68 P.

MEASURES	FINISHES	KEA	SAP	POINTS
50x10x33 / 19 <sup>5/8</sup> x3 <sup>7/8</sup> x13	GELCOAT	G619000081	100221198	475

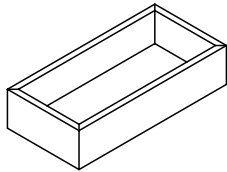
## DRAINAGE CHROM



- Drainage chrom.
- Scarico cromato.
- Дренаж хромированный.

FINISHES	KEA	SAP	POINTS
Cromado	G619999033	100100505	0281

**DRAWER ORGANISATION SYSTEM**

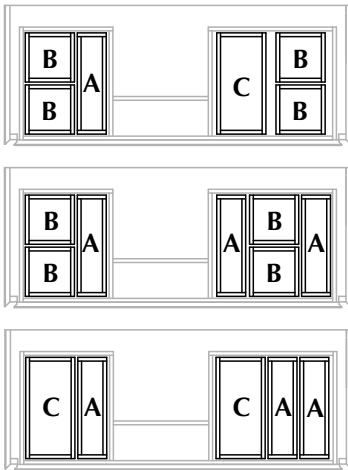


Drawer organisation system.  
 Organizer interno dei cassetti.  
 Система хранения с выдвижными ящиками.

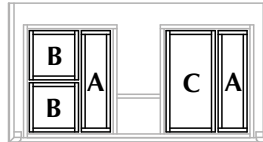
MEASURES		BODY FINISHES	KEA	SAP	POINTS
10x8x35 / 3 <sup>7/8</sup> x3 <sup>1/8</sup> x13 <sup>3/4</sup> (A)		Wood	G100430180	100100503	0049
17x8x17 / 6 <sup>3/4</sup> x3 <sup>1/8</sup> x6 <sup>3/4</sup> (B)			G100430181	100100502	0043
17x8x35 / 6 <sup>3/4</sup> x3 <sup>1/8</sup> x13 <sup>3/4</sup> (C)			G100430179	100100501	0055

**ORGANISATION OPTIONS**

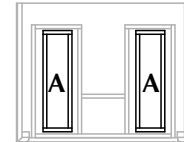
Drawer 120 cm.  
 Cassetto 120 cm.  
 Выдвижной ящик 120 см.



Drawer 90 cm.  
 Cassetto 90 cm.  
 Выдвижной ящик 90 см.



Drawer 60 cm.  
 Cassetto 60 cm.  
 Выдвижной ящик 60 см.



# highline

in



The interpretation made in inches for the dimensions of the different items shown in the price list has been rounded to 1/8, however for a more accurate measurement please use millimetres or centimetres.

## Next

<b>EXTERIOR FINISHES</b> FINITURE ESTERNE ОТДЕЛКА ДЛЯ НАРУЖНОГО ИСПОЛЬЗОВАНИЯ	<input checked="" type="checkbox"/> Laminate Laminato ЛАМИНАТ	<input checked="" type="checkbox"/> Matt lacquer Laccato opaco МАТОВЫЙ ЛАК	<input checked="" type="checkbox"/> Wood veneer Legno ДЕРЕВО
	<input type="checkbox"/> HPL Stratificato СЛОИСТАЯ	<input checked="" type="checkbox"/> Gloss lacquer Laccato lucido ГЛЯНЦЕВЫЙ ЛАК	
<b>INTERIOR FINISHES</b> FINITURE INTERNE ОТДЕЛКА ДЛЯ ВНУТРЕННЕГО ИСПОЛЬЗОВАНИЯ	<input type="checkbox"/> Laminate Laminato ЛАМИНАТ	<input type="checkbox"/> Wood veneer Legno ДЕРЕВО	<input checked="" type="checkbox"/> Aluminium+laminated base Alluminio + base in laminato Алюминий + основа из ламината
	<input checked="" type="checkbox"/> Front handle Maniglia frontale a vista Декоративная передняя ручка	<input type="checkbox"/> Integrated metal handle Maniglia metallica integrata Встроенная металлическая ручка	<input checked="" type="checkbox"/> Integrated mechanized h. Maniglia integrata ricavata sul bordo Встроенная ручка по краю
<b>HANDLES</b> MANIGLIE РУЧКИ	<input checked="" type="checkbox"/> Push handle Maniglia Push РУЧКИ Push		
<b>TYPE OF UNITS</b> TIPI DI MODULI ТИПЫ МОДУЛЕЙ	<input checked="" type="checkbox"/> Compact Compatto Компактная	<input checked="" type="checkbox"/> Modular Modulare Модульная	
<b>POSITION</b> POSIZIONE ПОЗИЦИЯ	<input checked="" type="checkbox"/> Wall-mounted Sospeso Подвесная	<input checked="" type="checkbox"/> Floor-mounted A terra Напольная	
<b>MEASURES (CM)</b> DIMENSIONI РАЗМЕРЫ	◀ 30 / 45 / 60 / 90 / 120 11 <sup>3/4</sup> / 17 <sup>3/4</sup> / 23 <sup>5/8</sup> / 35 <sup>3/8</sup> / 47 <sup>1/4</sup>	▲ 24 / 36 / 48 / 60 / 72 9 <sup>1/2</sup> / 14 <sup>1/8</sup> / 18 <sup>7/8</sup> / 23 <sup>5/8</sup> / 28 <sup>3/8</sup>	▶ 35 / 47 13 <sup>3/4</sup> / 18 <sup>1/2</sup>
<b>WORKTOP &amp; BASIN OPTIONS</b> OPZIONI TOP E LAVABI ВАРИАНТЫ СТОЛЕШНИЦ И УМЫВАЛЬНЫХ РАКОВИН	<input checked="" type="checkbox"/> Bath serie's worktop / basin Lavabo / top della serie Серийная умывальная раковина / столешница	<input checked="" type="checkbox"/> Standard worktops Top standard Стандартные столешницы	<input checked="" type="checkbox"/> Worktop + integrated basin Encimera + lavabo integrato Столешница + встроенная умывальная раковина
	<input checked="" type="checkbox"/> Over-mounted basin Lavabo da appoggio Настольная умывальная раковина	<input checked="" type="checkbox"/> Under-mounted basin Lavabo sottopiano Умывальная раковина, встраиваемая в столешницу снизу	<input checked="" type="checkbox"/> Double basin as option Opzione doppia vasca Вариант с двойной чашей
<b>WORKTOP FINISHES</b> FINITURE TOP ОТДЕЛКА СТОЛЕШНИЦ	<input checked="" type="checkbox"/> Krion® worktop Top in KRION® Столешница KRION®	<input checked="" type="checkbox"/> Gel Coat worktop Top in Gel Coat Столешница с покрытием гелькоут	<input checked="" type="checkbox"/> Natural Stone worktop Top in pietra naturale Столешница из натурального камня.
	<input checked="" type="checkbox"/> Glass worktop Top in vetro Столешница из стекла	<input type="checkbox"/> Bath furniture finish worktop Top con la finitura del mobile Столешница с той же отделкой, что и консоль/тумба	
<b>BASIN FINISHES</b> FINITURE LAVABI ОТДЕЛКА УМЫВАЛЬНЫХ РАКОВИН	<input checked="" type="checkbox"/> Krion® basin Lavabo in Krion® Умывальная раковина из Krion®	<input checked="" type="checkbox"/> Gel Coat basin Lavabo Gelcoat Раковина Gelcoat	<input checked="" type="checkbox"/> Ceramic basin Lavabo in ceramica Керамическая умывальная раковина
	<input type="checkbox"/> Natural Stone basin Lavabo in pietra naturale Умывальная раковина из натурального камня.		
<b>ACCESSORIES</b> ACCESSORI АКСЕССУАРЫ	<input checked="" type="checkbox"/> Mirror Specchio Зеркало	<input checked="" type="checkbox"/> Wall-mounted module Modulo sospeso Подвесной модуль	<input checked="" type="checkbox"/> Tall cabinet Modulo colonna Высокий шкаф
	<input checked="" type="checkbox"/> Upper unit Modulo alto Верхний модуль	<input type="checkbox"/> Organizer Organizzatore Органайзер	<input checked="" type="checkbox"/> Shelves Mensola Полка
			<input type="checkbox"/> Accessories Accessori Аксессуары

*next*

NEXT, inspired by pure geometry. Squares and rectangles. A basic concept. Bathroom units of a repeated basic design combine to offer a variety of different functions, ensuring harmonious end results in terms of colours and textures. With the emphasis on modularity and full freedom when it comes to bathroom design, this is a collection conceived to infuse settings with a distinctive personality and touch of stylish elegance.

NEXT, nasce da una geometria pura. Il quadrato e il rettangolo. Una idea semplice. Moduli che si ripetono acquisendo diverse forme di funzionalità. Top armonici in colori e materiali. Nasce dalla necessità di avere un programma aperto e flessibile, articolato dall'armonia di disegnare spazi con segnali di identità, di eleganza ben definita con la coscienza aperta di questa necessità di creare spazi con la massima libertà.

NEXT — вдохновение чистой геометрией. Круги и квадраты. Базовая концепция. Мебель для ванных комнат, выдержанная в повторяющемся базовом стиле, представляют собой комбинации, которые предусматривают множество разнообразных функций и позволяют создать гармоничные сочетания цветов и фактур. Модульный дизайн этой коллекции и предоставляемая ею полная творческая свобода при оформлении ванной комнаты позволяют проявить индивидуальность, хороший вкус и чувство стиля.





+info p.457

**SET 0531 1792 Points**  
**NEXT eucalyptus candy**  
**G100472195 / 100278924**



+info p.457

**SET 0532 2401 Points**  
**NEXT etimoe ice**  
**G100472194 / 100278875**





+info p.457

SET 0533 1589 Points  
NEXT blanco brillo  
G100472196 / 100278905

next



6379 Points

NEXT blanco snow mate / roble sil

+info p.458




SET 0418 2043 Points  
NEXT blanco emotions br.  
G100472140 / 100222428

+info p.458



SET 0419 1859 Points  
NEXT etimoe night  
G100472141 / 100222472

+info p.458



+info p.458

1675 Points  
NEXT alabastro brillo



+info p.459

SET 0353 3447 Points  
NEXT grafito brillo  
G100472111 / 100199900



+info p.459

3178 Points  
NEXT ferreo brillo

next

## FINISHES

GLOSS LACQUER / MATT LACQUER    LACCATO LUCIDO / LACCATO OPACO    ГЛЯНЦЕВЫЙ ЛАК / МАТОВЫЙ ЛАК



Ónix



Cromo



Férreo




Tórtola



Sílice



Bórax




Cuarcita




Pizarra



Grafito




Plomo




Limo



Pérgamon



Alabastro



Porcelana



Negro Emotions




Ocean Blue



Azul Navy



Bottle



Orégano



Cúrcuma




Safrán



Curry



Blanco Snow




Blanco Emotions

WOOD

LEGNO

ДЕРЕВО



Roble Noche



Roble Cobre



Roble Bronce



Roble Sil



Roble Alba



## FINISHES

LAMINATE LAMINATO ЛАМИНАТ



Eucalyptus Blond



Eucalyptus Gray



Eucalyptus Candy



Eucalyptus Smutty



Etimoe Ice




Etimoe Land



Etimoe Night



Roble Orgánico



Roble Tierra



Roble Arenado



Roble Pardo



Roble negro




Blanco Orgánico




Niebla



Zinc



Blanco Núbol



Bisón

## WORKTOPS

## TOP

## СТОЛЕШНИЦЫ



Mármol Carrara



M. Blanco Ibiza



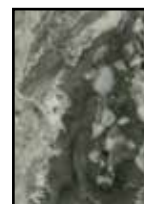
Granito Mac



Granito Star



Granito Portobello



Arabescato Orobico



M. Rosa Portugués



G. Negro Tanzania M.



Granito Len



Barocco Vintage



Cheyenne Vintage

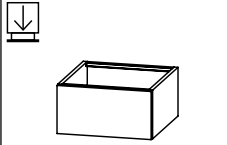
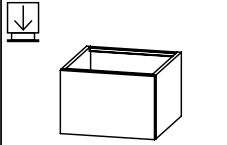
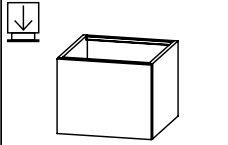
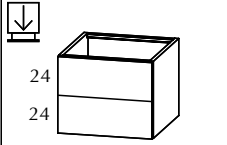
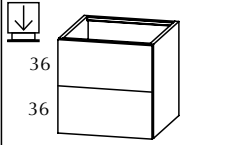
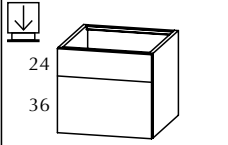
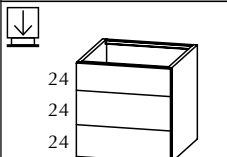
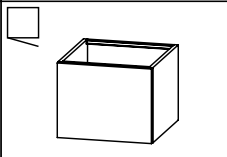
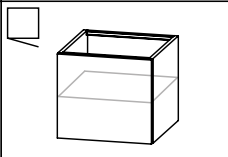
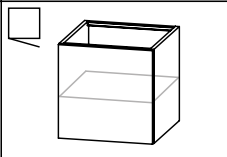


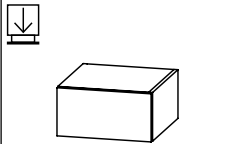
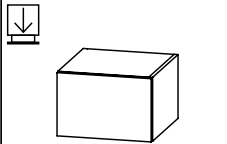
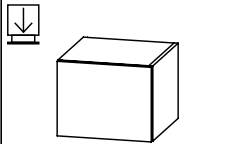
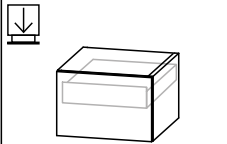
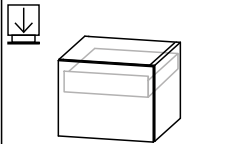
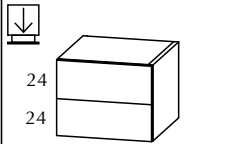
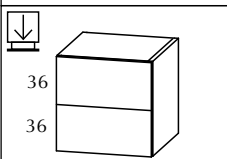
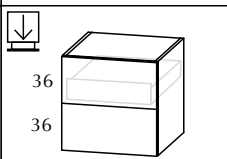
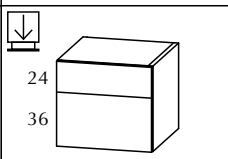
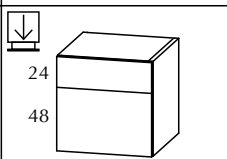
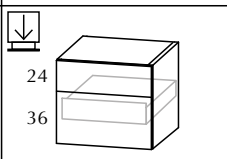
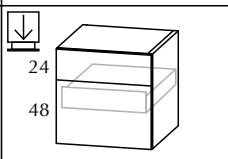
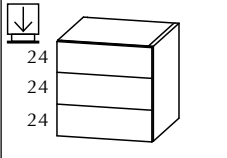
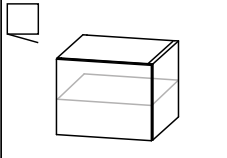
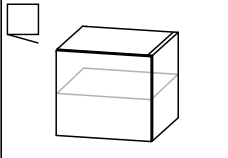
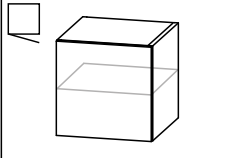
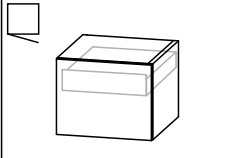
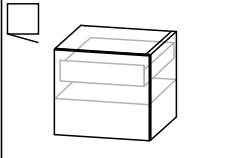
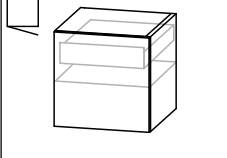
Amarula Vintage

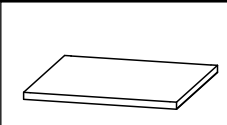
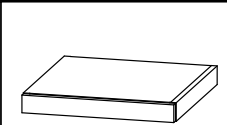


M. Negro Marquina

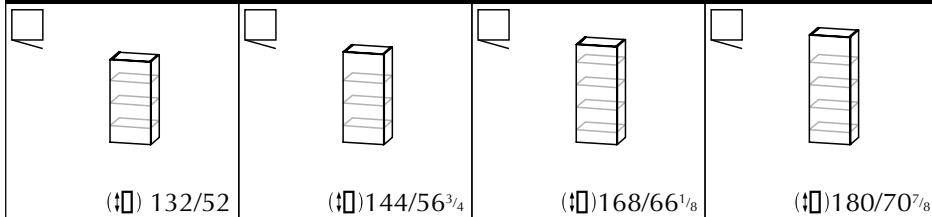
## MODULATION

BPS - WALL-MOUNTED WASHBASIN HOLDER				DEPTH 35/13 <sup>3</sup> / <sub>4</sub> , 47/18 <sup>1</sup> / <sub>2</sub>	
 (±) 24/9 <sup>1</sup> / <sub>2</sub>	 (±) 36/14 <sup>1</sup> / <sub>8</sub>	 (±) 48/18 <sup>7</sup> / <sub>8</sub>	 24 24 (±) 48/18 <sup>7</sup> / <sub>8</sub>	 36 36 (±) 72/28 <sup>3</sup> / <sub>8</sub>	 24 36 (±) 60/23 <sup>5</sup> / <sub>8</sub>
 24 24 24 (±) 72/28 <sup>3</sup> / <sub>8</sub>	 (±) 48/18 <sup>7</sup> / <sub>8</sub>	 (±) 60/23 <sup>5</sup> / <sub>8</sub>	 (±) 72/28 <sup>3</sup> / <sub>8</sub>		

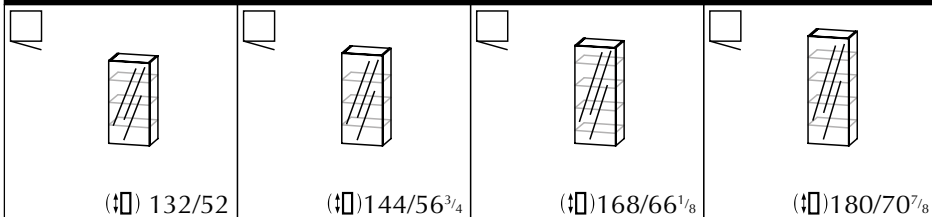
MS - WALL-MOUNTED MODULE				DEPTH 35/13 <sup>3</sup> / <sub>4</sub> , 47/18 <sup>1</sup> / <sub>2</sub>	
 (±) 24/9 <sup>1</sup> / <sub>2</sub>	 (±) 36/14 <sup>1</sup> / <sub>8</sub>	 (±) 48/18 <sup>7</sup> / <sub>8</sub>	 (±) 36/14 <sup>1</sup> / <sub>8</sub>	 (±) 48/18 <sup>7</sup> / <sub>8</sub>	 24 24 (±) 48/18 <sup>7</sup> / <sub>8</sub>
 36 36 (±) 72/28 <sup>3</sup> / <sub>8</sub>	 36 36 (±) 72/28 <sup>3</sup> / <sub>8</sub>	 24 36 (±) 60/23 <sup>5</sup> / <sub>8</sub>	 24 48 (±) 72/28 <sup>3</sup> / <sub>8</sub>	 24 36 (±) 60/23 <sup>5</sup> / <sub>8</sub>	 24 48 (±) 72/28 <sup>3</sup> / <sub>8</sub>
 24 24 24 (±) 72/28 <sup>3</sup> / <sub>8</sub>	 (±) 48/18 <sup>7</sup> / <sub>8</sub>	 (±) 60/23 <sup>5</sup> / <sub>8</sub>	 (±) 72/28 <sup>3</sup> / <sub>8</sub>	 (±) 48/18 <sup>7</sup> / <sub>8</sub>	 (±) 60/23 <sup>5</sup> / <sub>8</sub>
 (±) 72/28 <sup>3</sup> / <sub>8</sub>					

BASE	DEPTH 35/13 <sup>3</sup> / <sub>4</sub> , 47/18 <sup>1</sup> / <sub>2</sub>
 (±) 2,5/1	 (±) 14,5/5 <sup>3</sup> / <sub>4</sub>

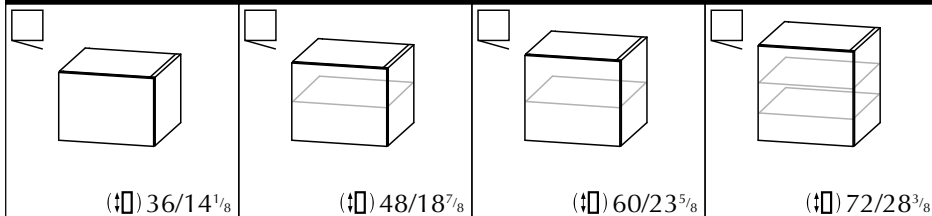
**MCS - TALL CABINET** DEPTH 22/8<sup>5</sup>/<sub>8</sub>" , 35/13<sup>3</sup>/<sub>4</sub>"



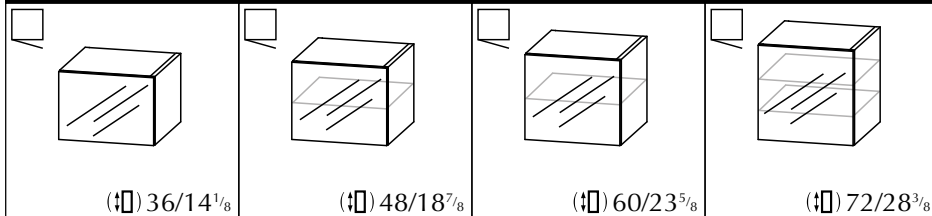
**MCS - TALL CABINET** DEPTH 22/8<sup>5</sup>/<sub>8</sub>"



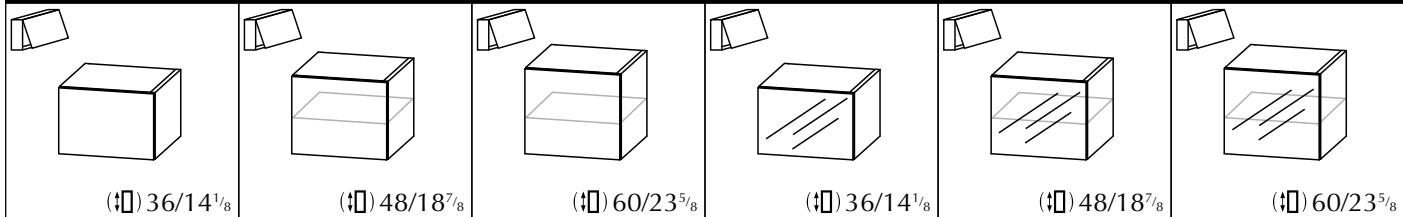
**MA - UPPER UNITS** DEPTH 22/8<sup>5</sup>/<sub>8</sub>" , 35/13<sup>3</sup>/<sub>4</sub>"



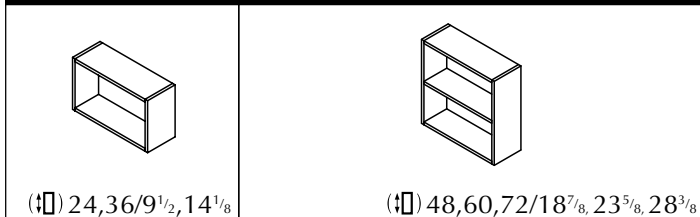
**MA - UPPER UNITS** DEPTH 22/8<sup>5</sup>/<sub>8</sub>"



**MA - UPPER UNITS** DEPTH 22/8<sup>5</sup>/<sub>8</sub>"



**MA - UPPER UNITS** DEPTH 22/8<sup>5</sup>/<sub>8</sub>" , 35/13<sup>3</sup>/<sub>4</sub>" , 47/18<sup>1</sup>/<sub>2</sub>"







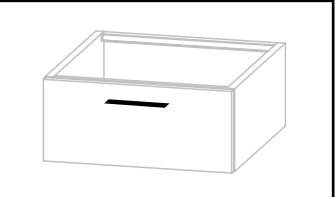

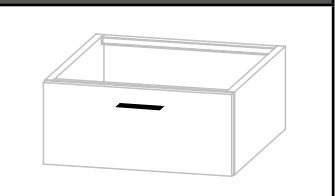




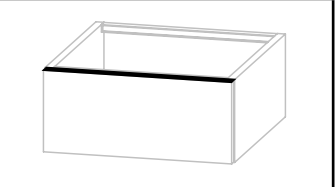
NEXT table washbasin equivalences Tabella NEXT equivalenze lavabi Эквиваленты настольной раковины NEXT				
Height Altezza Высота	Module Modulo Модуль	Sotto Mini Krion	Sotto Mini Krion with overflow Sotto Mini Krion con troppopieno Sotto Mini Krion с переливом	Washbasin on Countertop Lavabo Sopratop Раковина на столешнице
24 / 9 <sup>1/2</sup>	BPS-1001	OK	NO	OK
36 / 14 <sup>1/8</sup>	BPS-1002		OK	
48 / 18 <sup>7/8</sup>	BPS-1003		OK	
	BPS-1004		OK	
	BPS-1008		OK	
60 / 23 <sup>5/8</sup>	BPS-1006		OK	
	BPS-1009		OK	
72 / 28 <sup>3/8</sup>	BPS-1005		OK	
	BPS-1007		OK	
	BPS-1010		OK	

120 cm wide washbasin holder, adequate for all washbasins and positions (center, dx, sx, d/s).

Base portalavabo da 120 cm di larghezza, adatta per tutti i lavabi e posizioni (centro, dx, sx, d/s).

Держатель умывальной раковины, ширина 120 см, подходит для любой раковины, при любом ее расположении (по центру, dx, sx, d/s).

# Next 35 / 13<sup>3</sup>/<sub>4</sub>

HANDLE A (PUSH)	OPTION			
	A			
HANDLE B	OPTION	MEASURES	HANDLE POSITION	
	B	16 cm. / 6 <sup>1</sup> / <sub>4</sub>		
HANDLE C	OPTION	MEASURES	HANDLE POSITION	
	C	8,4 cm. / 3 <sup>1</sup> / <sub>4</sub>		
HANDLE D	OPTION	MEASURES	HANDLE POSITION	
	D	6,4 cm. / 2 <sup>1</sup> / <sub>2</sub>		
HANDLE E/F/G/H/I	OPTION	MEASURES	MODULE	HANDLE POSITION
	E	24 cm. / 9 <sup>1</sup> / <sub>2</sub>	30 cm. / 11 <sup>3</sup> / <sub>4</sub>	
	F	39 cm. / 15 <sup>3</sup> / <sub>8</sub>	45 cm. / 17 <sup>3</sup> / <sub>4</sub>	
	G	54 cm. / 21 <sup>1</sup> / <sub>4</sub>	60 cm. / 23 <sup>5</sup> / <sub>8</sub>	
	H	84 cm. / 33 <sup>1</sup> / <sub>8</sub>	90 cm. / 35 <sup>3</sup> / <sub>8</sub>	
	I	114 cm. / 44 <sup>1</sup> / <sub>8</sub>	120 cm. / 47 <sup>1</sup> / <sub>4</sub>	
HANDLE K	OPTION	MEASURES	MODULE	HANDLE POSITION
	K	25 cm. / 9 <sup>7</sup> / <sub>8</sub>	30 cm. / 11 <sup>3</sup> / <sub>4</sub>	
	K	40 cm. / 15 <sup>3</sup> / <sub>4</sub>	45 cm. / 17 <sup>3</sup> / <sub>4</sub>	
	K	55 cm. / 21 <sup>5</sup> / <sub>8</sub>	60 cm. / 23 <sup>5</sup> / <sub>8</sub>	
	K	85 cm. / 33 <sup>1</sup> / <sub>2</sub>	90 cm. / 35 <sup>3</sup> / <sub>8</sub>	
	K	115 cm. / 45 <sup>1</sup> / <sub>4</sub>	120 cm. / 47 <sup>1</sup> / <sub>4</sub>	
HANDLE L (UÑERO)	OPTION	HANDLE POSITION		
	L			

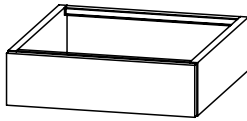
# next 35 / 13<sup>3</sup>/<sub>4</sub>


## WASH BASIN UNIT BPS-1001

DEPTH 35 CM / 13<sup>3</sup>/<sub>4</sub>"



24 / 9<sup>1</sup>/<sub>2</sub>



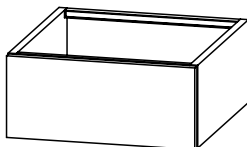
MEASURES	(  )	BODY FINISHES	HANDLE	KEA	SAP	POINTS
45x24x35 / 17 <sup>3</sup> / <sub>4</sub> x9 <sup>1</sup> / <sub>2</sub> x13 <sup>3</sup> / <sub>4</sub>		Gloss lacquer	A/B/C/D/F/K/L	G100470053	700008178	0763
		Matt lacquer	A/B/C/D/F/K/L	G100470032	700008174	0714
		Wood	A/B/C/D/F/K/L	G100470436	700008182	0979
		Laminate	A/B/C/D/F/K/L	G100470024	700008170	0583
60x24x35 / 23 <sup>5</sup> / <sub>8</sub> x9 <sup>1</sup> / <sub>2</sub> x13 <sup>3</sup> / <sub>4</sub>		Gloss lacquer	A/B/C/D/G/K/L	G100470017	700008179	0816
		Matt lacquer	A/B/C/D/G/K/L	G100470009	700008175	0761
		Wood	A/B/C/D/G/K/L	G100470441	700008183	1047
		Laminate	A/B/C/D/G/K/L	G100470046	700008171	0609
90x24x35 / 35 <sup>3</sup> / <sub>8</sub> x9 <sup>1</sup> / <sub>2</sub> x13 <sup>3</sup> / <sub>4</sub>		Gloss lacquer	A/B/C/D/H/K/L	G100470049	700008180	0925
		Matt lacquer	A/B/C/D/H/K/L	G100470047	700008176	0856
		Wood	A/B/C/D/H/K/L	G100470043	700008184	1187
		Laminate	A/B/C/D/H/K/L	G100470007	700008172	0661
120x24x35 / 47 <sup>1</sup> / <sub>4</sub> x9 <sup>1</sup> / <sub>2</sub> x13 <sup>3</sup> / <sub>4</sub>		Gloss lacquer	A/B/C/D/I/K/L	G100470448	700008181	1092
		Matt lacquer	A/B/C/D/I/K/L	G100470439	700008177	0992
		Wood	A/B/C/D/I/K/L	G100470021	700008185	1400
		Laminate	A/B/C/D/I/K/L	G100470044	700008173	0777


## WASH BASIN UNIT BPS-1002

DEPTH 35 CM / 13<sup>3</sup>/<sub>4</sub>"

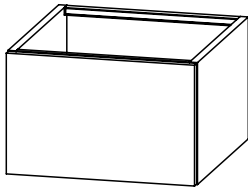


36 / 14<sup>1</sup>/<sub>8</sub>



MEASURES	(  )	BODY FINISHES	HANDLE	KEA	SAP	POINTS
45x36x35 / 17 <sup>3</sup> / <sub>4</sub> x14 <sup>1</sup> / <sub>8</sub> x13 <sup>3</sup> / <sub>4</sub>		Gloss lacquer	A/B/C/D/F/K/L	G100470058	700008194	0763
		Matt lacquer	A/B/C/D/F/K/L	G100470006	700008190	0714
		Wood	A/B/C/D/F/K/L	G100470442	700008198	0979
		Laminate	A/B/C/D/F/K/L	G100470432	700008186	0583
60x36x35 / 23 <sup>5</sup> / <sub>8</sub> x14 <sup>1</sup> / <sub>8</sub> x13 <sup>3</sup> / <sub>4</sub>		Gloss lacquer	A/B/C/D/G/K/L	G100470465	700008195	0816
		Matt lacquer	A/B/C/D/G/K/L	G100470008	700008191	0761
		Wood	A/B/C/D/G/K/L	G100470440	700008199	1047
		Laminate	A/B/C/D/G/K/L	G100470015	700008187	0609
90x36x35 / 35 <sup>3</sup> / <sub>8</sub> x14 <sup>1</sup> / <sub>8</sub> x13 <sup>3</sup> / <sub>4</sub>		Gloss lacquer	A/B/C/D/H/K/L	G100470036	700008196	0925
		Matt lacquer	A/B/C/D/H/K/L	G100470431	700008192	0856
		Wood	A/B/C/D/H/K/L	G100470019	700008200	1187
		Laminate	A/B/C/D/H/K/L	G100470446	700008188	0661
120x36x35 / 47 <sup>1</sup> / <sub>4</sub> x14 <sup>1</sup> / <sub>8</sub> x13 <sup>3</sup> / <sub>4</sub>		Gloss lacquer	A/B/C/D/I/K/L	G100470443	700008197	1092
		Matt lacquer	A/B/C/D/I/K/L	G100470026	700008193	0992
		Wood	A/B/C/D/I/K/L	G100470011	700008201	1400
		Laminate	A/B/C/D/I/K/L	G100470001	700008189	0777

**WASH BASIN UNIT BPS-1003**
**DEPTH 35 CM / 13<sup>3</sup>/<sub>4</sub>"**

 48 / 18<sup>7</sup>/<sub>8</sub>


MEASURES	( x  x )	BODY FINISHES	HANDLE	KEA	SAP	POINTS
45x48x35 / 17 <sup>3</sup> / <sub>4</sub> x18 <sup>7</sup> / <sub>8</sub> x13 <sup>3</sup> / <sub>4</sub>		Gloss lacquer	A/B/C/D/F/K/L	G100470471	700008210	0784
		Matt lacquer	A/B/C/D/F/K/L	G100470005	700008206	0721
		Wood	A/B/C/D/F/K/L	G100470059	700008214	1016
		Laminate	A/B/C/D/F/K/L	G100470057	700008202	0587
60x48x35 / 23 <sup>5</sup> / <sub>8</sub> x18 <sup>7</sup> / <sub>8</sub> x13 <sup>3</sup> / <sub>4</sub>		Gloss lacquer	A/B/C/D/G/K/L	G100470502	700008211	0858
		Matt lacquer	A/B/C/D/G/K/L	G100470018	700008207	0783
		Wood	A/B/C/D/G/K/L	G100470041	700008215	1104
		Laminate	A/B/C/D/G/K/L	G100470004	700008203	0618
90x48x35 / 35 <sup>3</sup> / <sub>8</sub> x18 <sup>7</sup> / <sub>8</sub> x13 <sup>3</sup> / <sub>4</sub>		Gloss lacquer	A/B/C/D/H/K/L	G100470039	700008212	0977
		Matt lacquer	A/B/C/D/H/K/L	G100470002	700008208	0883
		Wood	A/B/C/D/H/K/L	G100470042	700008216	1273
		Laminate	A/B/C/D/H/K/L	G100470040	700008204	0679
120x48x35 / 47 <sup>1</sup> / <sub>4</sub> x18 <sup>7</sup> / <sub>8</sub> x13 <sup>3</sup> / <sub>4</sub>		Gloss lacquer	A/B/C/D/I/K/L	G100470061	700008213	1109
		Matt lacquer	A/B/C/D/I/K/L	G100470010	700008209	0996
		Wood	A/B/C/D/I/K/L	G100470477	700008217	1441
		Laminate	A/B/C/D/I/K/L	G100470035	700008205	0780

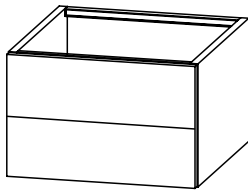
# next 35 / 13<sup>3</sup>/<sub>4</sub>


## WASH BASIN UNIT BPS-1004

DEPTH 35 CM / 13<sup>3</sup>/<sub>4</sub>"



48 / 18<sup>7</sup>/<sub>8</sub>



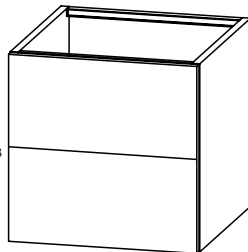
MEASURES	(  )	BODY FINISHES	HANDLE	KEA	SAP	POINTS
45x48x35 / 17 <sup>3</sup> / <sub>4</sub> x18 <sup>7</sup> / <sub>8</sub> x13 <sup>3</sup> / <sub>4</sub>		Gloss lacquer	A/B/C/D/F/K/L	G100470012	700008226	1127
		Matt lacquer	A/B/C/D/F/K/L	G100470506	700008222	1059
		Wood	A/B/C/D/F/K/L	G100470030	700008230	1439
		Laminate	A/B/C/D/F/K/L	G100470466	700008218	0837
60x48x35 / 23 <sup>5</sup> / <sub>8</sub> x18 <sup>7</sup> / <sub>8</sub> x13 <sup>3</sup> / <sub>4</sub>		Gloss lacquer	A/B/C/D/G/K/L	G100470013	700008227	1217
		Matt lacquer	A/B/C/D/G/K/L	G100470016	700008223	1138
		Wood	A/B/C/D/G/K/L	G100470430	700008231	1547
		Laminate	A/B/C/D/G/K/L	G100470449	700008219	0878
90x48x35 / 35 <sup>3</sup> / <sub>8</sub> x18 <sup>7</sup> / <sub>8</sub> x13 <sup>3</sup> / <sub>4</sub>		Gloss lacquer	A/B/C/D/H/K/L	G100470054	700008228	1405
		Matt lacquer	A/B/C/D/H/K/L	G100470025	700008224	1305
		Wood	A/B/C/D/H/K/L	G100470435	700008232	1848
		Laminate	A/B/C/D/H/K/L	G100470052	700008220	0969
120x48x35 / 47 <sup>1</sup> / <sub>4</sub> x18 <sup>7</sup> / <sub>8</sub> x13 <sup>3</sup> / <sub>4</sub>		Gloss lacquer	A/B/C/D/I/K/L	G100470497	700008229	1637
		Matt lacquer	A/B/C/D/I/K/L	G100470447	700008225	1516
		Wood	A/B/C/D/I/K/L	G100470014	700008233	2145
		Laminate	A/B/C/D/I/K/L	G100470051	700008221	1108


## WASH BASIN UNIT BPS-1005

DEPTH 35 CM / 13<sup>3</sup>/<sub>4</sub>"

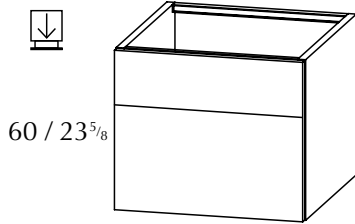



72 / 28<sup>3</sup>/<sub>8</sub>



MEASURES	(  )	BODY FINISHES	HANDLE	KEA	SAP	POINTS
45x72x35 / 17 <sup>3</sup> / <sub>4</sub> x28 <sup>3</sup> / <sub>8</sub> x13 <sup>3</sup> / <sub>4</sub>		Gloss lacquer	A/B/C/D/F/K/L	G100470023	700008242	1157
		Matt lacquer	A/B/C/D/F/K/L	G100470031	700008238	1070
		Wood	A/B/C/D/F/K/L	G100470434	700008246	1483
		Laminate	A/B/C/D/F/K/L	G100470512	700008234	0846
60x72x35 / 23 <sup>5</sup> / <sub>8</sub> x28 <sup>3</sup> / <sub>8</sub> x13 <sup>3</sup> / <sub>4</sub>		Gloss lacquer	A/B/C/D/G/K/L	G100470473	700008243	1268
		Matt lacquer	A/B/C/D/G/K/L	G100470445	700008239	1162
		Wood	A/B/C/D/G/K/L	G100470453	700008247	1615
		Laminate	A/B/C/D/G/K/L	G100470055	700008235	0895
90x72x35 / 35 <sup>3</sup> / <sub>8</sub> x28 <sup>3</sup> / <sub>8</sub> x13 <sup>3</sup> / <sub>4</sub>		Gloss lacquer	A/B/C/D/H/K/L	G100470045	700008244	1450
		Matt lacquer	A/B/C/D/H/K/L	G100470003	700008240	1318
		Wood	A/B/C/D/H/K/L	G100470468	700008248	1866
		Laminate	A/B/C/D/H/K/L	G100470437	700008236	0981
120x72x35 / 47 <sup>1</sup> / <sub>4</sub> x28 <sup>3</sup> / <sub>8</sub> x13 <sup>3</sup> / <sub>4</sub>		Gloss lacquer	A/B/C/D/I/K/L	G100470022	700008245	1646
		Matt lacquer	A/B/C/D/I/K/L	G100470056	700008241	1532
		Wood	A/B/C/D/I/K/L	G100470508	700008249	2174
		Laminate	A/B/C/D/I/K/L	G100470481	700008237	1118

BP

**WASH BASIN UNIT BPS-1006**
**DEPTH 35 CM / 13<sup>3</sup>/<sub>4</sub>"**


MEASURES	(  )	BODY FINISHES	HANDLE	KEA	SAP	POINTS
45x60x35 / 17 <sup>3</sup> / <sub>4</sub> x23 <sup>5</sup> / <sub>8</sub> x13 <sup>3</sup> / <sub>4</sub>		Gloss lacquer	A/B/C/D/F/K/L	G100470028	700008258	1185
		Matt lacquer	A/B/C/D/F/K/L	G100470037	700008254	1106
		Wood	A/B/C/D/F/K/L	G100470475	700008262	1516
		Laminate	A/B/C/D/F/K/L	G100470065	700008250	0853
60x60x35 / 23 <sup>5</sup> / <sub>8</sub> x23 <sup>5</sup> / <sub>8</sub> x13 <sup>3</sup> / <sub>4</sub>		Gloss lacquer	A/B/C/D/G/K/L	G100470456	700008259	1287
		Matt lacquer	A/B/C/D/G/K/L	G100470516	700008255	1195
		Wood	A/B/C/D/G/K/L	G100470029	700008263	1637
		Laminate	A/B/C/D/G/K/L	G100470480	700008251	0897
90x60x35 / 35 <sup>3</sup> / <sub>8</sub> x23 <sup>5</sup> / <sub>8</sub> x13 <sup>3</sup> / <sub>4</sub>		Gloss lacquer	A/B/C/D/H/K/L	G100470433	700008260	1469
		Matt lacquer	A/B/C/D/H/K/L	G100470050	700008256	1353
		Wood	A/B/C/D/H/K/L	G100470557	700008264	1874
		Laminate	A/B/C/D/H/K/L	G100470067	700008252	0988
120x60x35 / 47 <sup>1</sup> / <sub>4</sub> x23 <sup>5</sup> / <sub>8</sub> x13 <sup>3</sup> / <sub>4</sub>		Gloss lacquer	A/B/C/D/I/K/L	G100470038	700008261	1718
		Matt lacquer	A/B/C/D/I/K/L	G100470444	700008257	1578
		Wood	A/B/C/D/I/K/L	G100470486	700008265	2182
		Laminate	A/B/C/D/I/K/L	G100470020	700008253	1135

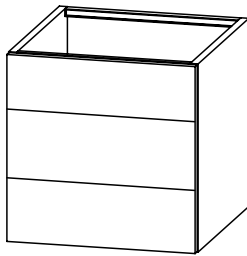
# next 35 / 13<sup>3/4</sup>


WASH BASIN UNIT BPS-1007

DEPTH 35 CM / 13<sup>3/4</sup>"



72 / 28<sup>3/8</sup>

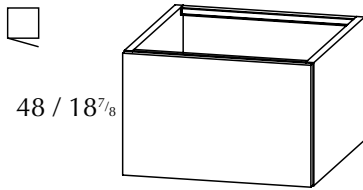


MEASURES	(  )	BODY FINISHES	HANDLE	KEA	SAP	POINTS
45x72x35 / 17 <sup>3/4</sup> x28 <sup>3/8</sup> x13 <sup>3/4</sup>		Gloss lacquer	A/B/C/D/F/K/L	G100470594	700008274	1463
		Matt lacquer	A/B/C/D/F/K/L	G100470560	700008270	1368
		Wood	A/B/C/D/F/K/L	G100470454	700008278	1861
		Laminate	A/B/C/D/F/K/L	G100470451	700008266	1057
60x72x35 / 23 <sup>5/8</sup> x28 <sup>3/8</sup> x13 <sup>3/4</sup>		Gloss lacquer	A/B/C/D/G/K/L	G100470514	700008275	1589
		Matt lacquer	A/B/C/D/G/K/L	G100470527	700008271	1479
		Wood	A/B/C/D/G/K/L	G100470450	700008279	2050
		Laminate	A/B/C/D/G/K/L	G100470496	700008267	1114
90x72x35 / 35 <sup>3/8</sup> x28 <sup>3/8</sup> x13 <sup>3/4</sup>		Gloss lacquer	A/B/C/D/H/K/L	G100470543	700008276	1857
		Matt lacquer	A/B/C/D/H/K/L	G100470063	700008272	1718
		Wood	A/B/C/D/H/K/L	G100470461	700008280	2391
		Laminate	A/B/C/D/H/K/L	G100470452	700008268	1243
120x72x35 / 47 <sup>1/4</sup> x28 <sup>3/8</sup> x13 <sup>3/4</sup>		Gloss lacquer	A/B/C/D/I/K/L	G100470462	700008277	2153
		Matt lacquer	A/B/C/D/I/K/L	G100470529	700008273	1985
		Wood	A/B/C/D/I/K/L	G100470504	700008281	2768
		Laminate	A/B/C/D/I/K/L	G100470060	700008269	1405



## WASH BASIN UNIT BPS-1008

DEPTH 35 CM / 13<sup>3</sup>/<sub>4</sub>"



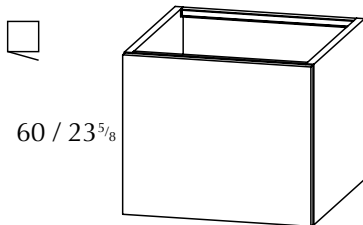
48 / 18<sup>7</sup>/<sub>8</sub>



MEASURES	(↔x↑x↗)	BODY FINISHES	HANDLE	OPEN.	KEA	SAP	POINTS
45x48x35 / 17 <sup>3</sup> / <sub>4</sub> x18 <sup>7</sup> / <sub>8</sub> x13 <sup>3</sup> / <sub>4</sub>		Gloss lacquer	A/B/C/D/F/K/L	DX/SX	G100470459	700008286	0615
		Matt lacquer	A/B/C/D/F/K/L	DX/SX	G100470564	700008284	0552
		Wood	A/B/C/D/F/K/L	DX/SX	G100470569	700008288	0801
		Laminate	A/B/C/D/F/K/L	DX/SX	G100470488	700008282	0357

## WASH BASIN UNIT BPS-1009

DEPTH 35 CM / 13<sup>3</sup>/<sub>4</sub>"



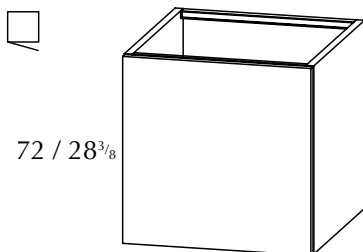
60 / 23<sup>5</sup>/<sub>8</sub>



MEASURES	(↔x↑x↗)	BODY FINISHES	HANDLE	OPEN.	KEA	SAP	POINTS
45x60x35 / 17 <sup>3</sup> / <sub>4</sub> x23 <sup>5</sup> / <sub>8</sub> x13 <sup>3</sup> / <sub>4</sub>		Gloss lacquer	A/B/C/D/F/K/L	DX/SX	G100470509	700008294	0692
		Matt lacquer	A/B/C/D/F/K/L	DX/SX	G100470604	700008292	0617
		Wood	A/B/C/D/F/K/L	DX/SX	G100470513	700008296	0901
		Laminate	A/B/C/D/F/K/L	DX/SX	G100470491	700008290	0393
60x60x35 / 23 <sup>5</sup> / <sub>8</sub> x23 <sup>5</sup> / <sub>8</sub> x13 <sup>3</sup> / <sub>4</sub>		Gloss lacquer	A/B/C/D/G/K/L	DX/SX	G100470606	700008295	0749
		Matt lacquer	A/B/C/D/G/K/L	DX/SX	G100470034	700008293	0663
		Wood	A/B/C/D/G/K/L	DX/SX	G100470566	700008297	0989
		Laminate	A/B/C/D/G/K/L	DX/SX	G100470596	700008291	0425

## WASH BASIN UNIT BPS-1010

DEPTH 35 CM / 13<sup>3</sup>/<sub>4</sub>"



72 / 28<sup>3</sup>/<sub>8</sub>



MEASURES	(↔x↑x↗)	BODY FINISHES	HANDLE	OPEN.	KEA	SAP	POINTS
45x72x35 / 17 <sup>3</sup> / <sub>4</sub> x28 <sup>3</sup> / <sub>8</sub> x13 <sup>3</sup> / <sub>4</sub>		Gloss lacquer	A/B/C/D/F/K/L	DX/SX	G100470559	700008302	0724
		Matt lacquer	A/B/C/D/F/K/L	DX/SX	G100470522	700008300	0639
		Wood	A/B/C/D/F/K/L	DX/SX	G100470460	700008304	0964
		Laminate	A/B/C/D/F/K/L	DX/SX	G100470530	700008298	0407
60x72x35 / 23 <sup>5</sup> / <sub>8</sub> x28 <sup>3</sup> / <sub>8</sub> x13 <sup>3</sup> / <sub>4</sub>		Gloss lacquer	A/B/C/D/G/K/L	DX/SX	G100470637	700008303	0805
		Matt lacquer	A/B/C/D/G/K/L	DX/SX	G100470627	700008301	0706
		Wood	A/B/C/D/G/K/L	DX/SX	G100470625	700008305	1066
		Laminate	A/B/C/D/G/K/L	DX/SX	G100470592	700008299	0436

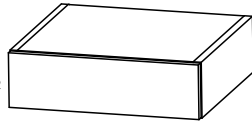
# next 35 / 13<sup>3/4</sup>

## FREESTANDING UNIT MS-1021

DEPTH 35 CM / 13<sup>3/4</sup>"



24 / 9<sup>1/2</sup>



Low unit with 1 drawer.

Modulo basso con un 1 cassetto

Низкий блок с 1 выдвижным ящиком.

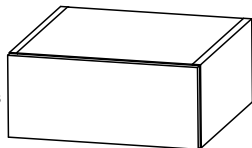
MEASURES		BODY FINISHES	HANDLE	KEA	SAP	POINTS
30x24x35 / 11 <sup>3/4</sup> x9 <sup>1/2</sup> x13 <sup>3/4</sup>		Gloss lacquer	A/B/C/D/E/K/L	G100471116	700008450	0689
		Matt lacquer	A/B/C/D/E/K/L	G100470578	700008446	0624
		Wood	A/B/C/D/E/K/L	G100471050	700008454	0876
		Laminate	A/B/C/D/E/K/L	G100470613	700008442	0481
45x24x35 / 17 <sup>3/4</sup> x9 <sup>1/2</sup> x13 <sup>3/4</sup>		Gloss lacquer	A/B/C/D/F/K/L	G100471155	700008451	0721
		Matt lacquer	A/B/C/D/F/K/L	G100470611	700008447	0660
		Wood	A/B/C/D/F/K/L	G100470800	700008455	0950
		Laminate	A/B/C/D/F/K/L	G100471085	700008443	0504
60x24x35 / 23 <sup>5/8</sup> x9 <sup>1/2</sup> x13 <sup>3/4</sup>		Gloss lacquer	A/B/C/D/G/K/L	G100470673	700008452	0784
		Matt lacquer	A/B/C/D/G/K/L	G100471105	700008448	0712
		Wood	A/B/C/D/G/K/L	G100470617	700008456	1038
		Laminate	A/B/C/D/G/K/L	G100470571	700008444	0530
90x24x35 / 35 <sup>3/8</sup> x9 <sup>1/2</sup> x13 <sup>3/4</sup>		Gloss lacquer	A/B/C/D/H/K/L	G100470902	700008453	0909
		Matt lacquer	A/B/C/D/H/K/L	G100470969	700008449	0816
		Wood	A/B/C/D/H/K/L	G100470622	700008457	1213
		Laminate	A/B/C/D/H/K/L	G100470999	700008445	0581

## FREESTANDING UNIT MS-1022

DEPTH 35 CM / 13<sup>3/4</sup>"



36 / 14<sup>1/8</sup>



Low unit with 1 drawer.

Modulo basso con un 1 cassetto

Низкий блок с 1 выдвижным ящиком.

MEASURES		BODY FINISHES	HANDLE	KEA	SAP	POINTS
30x36x35 / 11 <sup>3/4</sup> x14 <sup>1/8</sup> x13 <sup>3/4</sup>		Gloss lacquer	A/B/C/D/E/K/L	G100470505	700008466	0717
		Matt lacquer	A/B/C/D/E/K/L	G100470517	700008462	0656
		Wood	A/B/C/D/E/K/L	G100470494	700008470	0942
		Laminate	A/B/C/D/E/K/L	G100470624	700008458	0503
45x36x35 / 17 <sup>3/4</sup> x14 <sup>1/8</sup> x13 <sup>3/4</sup>		Gloss lacquer	A/B/C/D/F/K/L	G100470550	700008467	0781
		Matt lacquer	A/B/C/D/F/K/L	G100470535	700008463	0716
		Wood	A/B/C/D/F/K/L	G100470487	700008471	1031
		Laminate	A/B/C/D/F/K/L	G100470633	700008459	0528
60x36x35 / 23 <sup>5/8</sup> x14 <sup>1/8</sup> x13 <sup>3/4</sup>		Gloss lacquer	A/B/C/D/G/K/L	G100471196	700008468	0855
		Matt lacquer	A/B/C/D/G/K/L	G100470899	700008464	0777
		Wood	A/B/C/D/G/K/L	G100470478	700008472	1130
		Laminate	A/B/C/D/G/K/L	G100470609	700008460	0556
90x36x35 / 35 <sup>3/8</sup> x14 <sup>1/8</sup> x13 <sup>3/4</sup>		Gloss lacquer	A/B/C/D/H/K/L	G100470629	700008469	0980
		Matt lacquer	A/B/C/D/H/K/L	G100470558	700008465	0878
		Wood	A/B/C/D/H/K/L	G100470581	700008473	1320
		Laminate	A/B/C/D/H/K/L	G100470553	700008461	0615

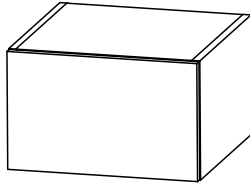
MS

## FREESTANDING UNIT MS-1023

DEPTH 35 CM / 13<sup>3</sup>/<sub>4</sub>"



48 / 18<sup>7</sup>/<sub>8</sub>



Low unit with 1 drawer.

Modulo basso con un 1 cassetto

Низкий блок с 1 выдвигаемым ящиком.

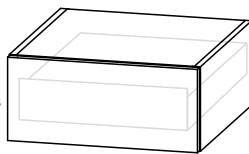
MEASURES	()	BODY FINISHES	HANDLE	KEA	SAP	POINTS
30x48x35 / 11 <sup>3</sup> / <sub>4</sub> x18 <sup>7</sup> / <sub>8</sub> x13 <sup>3</sup> / <sub>4</sub>		Gloss lacquer	A/B/C/D/E/K/L	G100470654	700008482	0762
		Matt lacquer	A/B/C/D/E/K/L	G100470620	700008478	0692
		Wood	A/B/C/D/E/K/L	G100470943	700008486	1004
		Laminate	A/B/C/D/E/K/L	G100470595	700008474	0515
45x48x35 / 17 <sup>3</sup> / <sub>4</sub> x18 <sup>7</sup> / <sub>8</sub> x13 <sup>3</sup> / <sub>4</sub>		Gloss lacquer	A/B/C/D/F/K/L	G100471120	700008483	0835
		Matt lacquer	A/B/C/D/F/K/L	G100470501	700008479	0758
		Wood	A/B/C/D/F/K/L	G100470621	700008487	1103
		Laminate	A/B/C/D/F/K/L	G100470474	700008475	0540
60x48x35 / 23 <sup>5</sup> / <sub>8</sub> x18 <sup>7</sup> / <sub>8</sub> x13 <sup>3</sup> / <sub>4</sub>		Gloss lacquer	A/B/C/D/G/K/L	G100471026	700008484	0919
		Matt lacquer	A/B/C/D/G/K/L	G100471049	700008480	0828
		Wood	A/B/C/D/G/K/L	G100470574	700008488	1212
		Laminate	A/B/C/D/G/K/L	G100470483	700008476	0570
90x48x35 / 35 <sup>3</sup> / <sub>8</sub> x18 <sup>7</sup> / <sub>8</sub> x13 <sup>3</sup> / <sub>4</sub>		Gloss lacquer	A/B/C/D/H/K/L	G100471099	700008485	1060
		Matt lacquer	A/B/C/D/H/K/L	G100470932	700008481	0942
		Wood	A/B/C/D/H/K/L	G100470623	700008489	1424
		Laminate	A/B/C/D/H/K/L	G100470646	700008477	0638

## FREESTANDING UNIT MS-1024

DEPTH 35 CM / 13<sup>3</sup>/<sub>4</sub>"



36 / 14<sup>1</sup>/<sub>8</sub>



Low unit with 1 drawer. With inside drawer.

Modulo basso con un 1 cassetto Con cassetto interno.

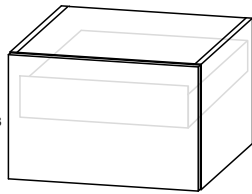
Низкий блок с 1 выдвигаемым ящиком. С внутренним выдвигаемым ящиком.

MEASURES	()	BODY FINISHES	HANDLE	KEA	SAP	POINTS
30x36x35 / 11 <sup>3</sup> / <sub>4</sub> x14 <sup>1</sup> / <sub>8</sub> x13 <sup>3</sup> / <sub>4</sub>		Gloss lacquer	A/B/C/D/E/K/L	G100471075	700008498	0942
		Matt lacquer	A/B/C/D/E/K/L	G100470791	700008494	0882
		Wood	A/B/C/D/E/K/L	G100471231	700008502	1226
		Laminate	A/B/C/D/E/K/L	G100471154	700008490	0728
45x36x35 / 17 <sup>3</sup> / <sub>4</sub> x14 <sup>1</sup> / <sub>8</sub> x13 <sup>3</sup> / <sub>4</sub>		Gloss lacquer	A/B/C/D/F/K/L	G100470605	700008499	1026
		Matt lacquer	A/B/C/D/F/K/L	G100470641	700008495	0961
		Wood	A/B/C/D/F/K/L	G100470650	700008503	1339
		Laminate	A/B/C/D/F/K/L	G100470802	700008491	0772
60x36x35 / 23 <sup>5</sup> / <sub>8</sub> x14 <sup>1</sup> / <sub>8</sub> x13 <sup>3</sup> / <sub>4</sub>		Gloss lacquer	A/B/C/D/G/K/L	G100471109	700008500	1118
		Matt lacquer	A/B/C/D/G/K/L	G100471070	700008496	1041
		Wood	A/B/C/D/G/K/L	G100470599	700008504	1463
		Laminate	A/B/C/D/G/K/L	G100470648	700008492	0820
90x36x35 / 35 <sup>3</sup> / <sub>8</sub> x14 <sup>1</sup> / <sub>8</sub> x13 <sup>3</sup> / <sub>4</sub>		Gloss lacquer	A/B/C/D/H/K/L	G100471089	700008501	1282
		Matt lacquer	A/B/C/D/H/K/L	G100470703	700008497	1181
		Wood	A/B/C/D/H/K/L	G100470597	700008505	1702
		Laminate	A/B/C/D/H/K/L	G100471081	700008493	0918

# next 35 / 13<sup>3</sup>/<sub>4</sub>

## FREESTANDING UNIT MS-1025

DEPTH 35 CM / 13<sup>3</sup>/<sub>4</sub>"



48 / 18<sup>7</sup>/<sub>8</sub>

Low unit with 1 drawer. With inside drawer.

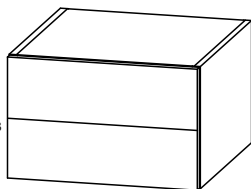
Modulo basso con 1 cassetto. Con cassetto interno.

Низкий блок с 1 выдвижным ящиком. С внутренним выдвижным ящиком.

MEASURES		BODY FINISHES	HANDLE	KEA	SAP	POINTS
30x48x35 / 11 <sup>3</sup> / <sub>4</sub> x18 <sup>7</sup> / <sub>8</sub> x13 <sup>3</sup> / <sub>4</sub>		Gloss lacquer	A/B/C/D/E/K/L	G100470784	700008514	0993
		Matt lacquer	A/B/C/D/E/K/L	G100470771	700008510	0923
		Wood	A/B/C/D/E/K/L	G100471192	700008518	1295
		Laminate	A/B/C/D/E/K/L	G100470713	700008506	0746
45x48x35 / 17 <sup>3</sup> / <sub>4</sub> x18 <sup>7</sup> / <sub>8</sub> x13 <sup>3</sup> / <sub>4</sub>		Gloss lacquer	A/B/C/D/F/K/L	G100470626	700008515	1065
		Matt lacquer	A/B/C/D/F/K/L	G100471064	700008511	0995
		Wood	A/B/C/D/F/K/L	G100471071	700008519	1419
		Laminate	A/B/C/D/F/K/L	G100471095	700008507	0791
60x48x35 / 23 <sup>5</sup> / <sub>8</sub> x18 <sup>7</sup> / <sub>8</sub> x13 <sup>3</sup> / <sub>4</sub>		Gloss lacquer	A/B/C/D/G/K/L	G100470591	700008516	1146
		Matt lacquer	A/B/C/D/G/K/L	G100471234	700008512	1059
		Wood	A/B/C/D/G/K/L	G100470631	700008520	1555
		Laminate	A/B/C/D/G/K/L	G100470643	700008508	0842
90x48x35 / 35 <sup>3</sup> / <sub>8</sub> x18 <sup>7</sup> / <sub>8</sub> x13 <sup>3</sup> / <sub>4</sub>		Gloss lacquer	A/B/C/D/H/K/L	G100470547	700008517	1357
		Matt lacquer	A/B/C/D/H/K/L	G100470515	700008513	1223
		Wood	A/B/C/D/H/K/L	G100470464	700008521	1814
		Laminate	A/B/C/D/H/K/L	G100470647	700008509	0948

## FREESTANDING UNIT MS-1026

DEPTH 35 CM / 13<sup>3</sup>/<sub>4</sub>"



48 / 18<sup>7</sup>/<sub>8</sub>

Low unit with 2 drawers.

Modulo basso con 2 cassetti.

Низкий блок с 2 выдвижными ящиками.

MEASURES		BODY FINISHES	HANDLE	KEA	SAP	POINTS
30x48x35 / 11 <sup>3</sup> / <sub>4</sub> x18 <sup>7</sup> / <sub>8</sub> x13 <sup>3</sup> / <sub>4</sub>		Gloss lacquer	A/B/C/D/E/K/L	G100471103	700008530	1018
		Matt lacquer	A/B/C/D/E/K/L	G100470579	700008526	0932
		Wood	A/B/C/D/E/K/L	G100471220	700008534	1310
		Laminate	A/B/C/D/E/K/L	G100470482	700008522	0701
45x48x35 / 17 <sup>3</sup> / <sub>4</sub> x18 <sup>7</sup> / <sub>8</sub> x13 <sup>3</sup> / <sub>4</sub>		Gloss lacquer	A/B/C/D/F/K/L	G100470495	700008531	1060
		Matt lacquer	A/B/C/D/F/K/L	G100470546	700008527	0980
		Wood	A/B/C/D/F/K/L	G100470664	700008535	1378
		Laminate	A/B/C/D/F/K/L	G100471091	700008523	0735
60x48x35 / 23 <sup>5</sup> / <sub>8</sub> x18 <sup>7</sup> / <sub>8</sub> x13 <sup>3</sup> / <sub>4</sub>		Gloss lacquer	A/B/C/D/G/K/L	G100471183	700008532	1159
		Matt lacquer	A/B/C/D/G/K/L	G100471203	700008528	1064
		Wood	A/B/C/D/G/K/L	G100471000	700008536	1507
		Laminate	A/B/C/D/G/K/L	G100471175	700008524	0777
90x48x35 / 35 <sup>3</sup> / <sub>8</sub> x18 <sup>7</sup> / <sub>8</sub> x13 <sup>3</sup> / <sub>4</sub>		Gloss lacquer	A/B/C/D/H/K/L	G100470610	700008533	1364
		Matt lacquer	A/B/C/D/H/K/L	G100471080	700008529	1240
		Wood	A/B/C/D/H/K/L	G100471007	700008537	1773
		Laminate	A/B/C/D/H/K/L	G100471086	700008525	0869

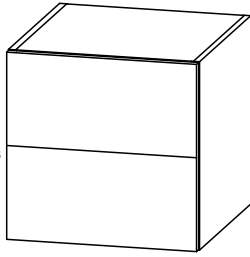
MS

## FREESTANDING UNIT MS-1027

DEPTH 35 CM / 13<sup>3</sup>/<sub>4</sub>"



72 / 28<sup>3</sup>/<sub>8</sub>



Low unit with 2 drawers.

Modulo basso con 2 cassetti.

Низкий блок с 2 выдвижными ящиками.

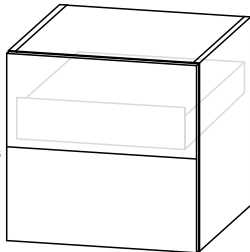
MEASURES	( x  x )	BODY FINISHES	HANDLE	KEA	SAP	POINTS
30x72x35 / 11 <sup>3</sup> / <sub>4</sub> x28 <sup>3</sup> / <sub>8</sub> x13 <sup>3</sup> / <sub>4</sub>		Gloss lacquer	A/B/C/D/E/K/L	G100471029	700008546	1077
		Matt lacquer	A/B/C/D/E/K/L	G100470640	700008542	0984
		Wood	A/B/C/D/E/K/L	G100471228	700008550	1406
		Laminate	A/B/C/D/E/K/L	G100470795	700008538	0737
45x72x35 / 17 <sup>3</sup> / <sub>4</sub> x28 <sup>3</sup> / <sub>8</sub> x13 <sup>3</sup> / <sub>4</sub>		Gloss lacquer	A/B/C/D/F/K/L	G100470661	700008547	1180
		Matt lacquer	A/B/C/D/F/K/L	G100470782	700008543	1077
		Wood	A/B/C/D/F/K/L	G100470634	700008551	1537
		Laminate	A/B/C/D/F/K/L	G100471215	700008539	0772
60x72x35 / 23 <sup>5</sup> / <sub>8</sub> x28 <sup>3</sup> / <sub>8</sub> x13 <sup>3</sup> / <sub>4</sub>		Gloss lacquer	A/B/C/D/G/K/L	G100470628	700008548	1307
		Matt lacquer	A/B/C/D/G/K/L	G100470585	700008544	1185
		Wood	A/B/C/D/G/K/L	G100471067	700008552	1695
		Laminate	A/B/C/D/G/K/L	G100471102	700008540	0826
90x72x35 / 35 <sup>3</sup> / <sub>8</sub> x28 <sup>3</sup> / <sub>8</sub> x13 <sup>3</sup> / <sub>4</sub>		Gloss lacquer	A/B/C/D/H/K/L	G100471233	700008549	1513
		Matt lacquer	A/B/C/D/H/K/L	G100470567	700008545	1357
		Wood	A/B/C/D/H/K/L	G100471173	700008553	1990
		Laminate	A/B/C/D/H/K/L	G100471074	700008541	0935

## FREESTANDING UNIT MS-1028

DEPTH 35 CM / 13<sup>3</sup>/<sub>4</sub>"



72 / 28<sup>3</sup>/<sub>8</sub>



Low unit with 2 drawers. With inside drawer.

Modulo basso con 2 cassetti. Con cassetto interno.

Низкий блок с 2 выдвижными ящиками. С внутренним выдвижным ящиком.

MEASURES	( x  x )	BODY FINISHES	HANDLE	KEA	SAP	POINTS
30x72x35 / 11 <sup>3</sup> / <sub>4</sub> x28 <sup>3</sup> / <sub>8</sub> x13 <sup>3</sup> / <sub>4</sub>		Gloss lacquer	A/B/C/D/E/K/L	G100471114	700008562	1332
		Matt lacquer	A/B/C/D/E/K/L	G100470584	700008558	1239
		Wood	A/B/C/D/E/K/L	G100471177	700008566	1727
		Laminate	A/B/C/D/E/K/L	G100470521	700008554	0992
45x72x35 / 17 <sup>3</sup> / <sub>4</sub> x28 <sup>3</sup> / <sub>8</sub> x13 <sup>3</sup> / <sub>4</sub>		Gloss lacquer	A/B/C/D/F/K/L	G100470822	700008563	1455
		Matt lacquer	A/B/C/D/F/K/L	G100470651	700008559	1351
		Wood	A/B/C/D/F/K/L	G100470590	700008567	1882
		Laminate	A/B/C/D/F/K/L	G100471172	700008555	1047
60x72x35 / 23 <sup>5</sup> / <sub>8</sub> x28 <sup>3</sup> / <sub>8</sub> x13 <sup>3</sup> / <sub>4</sub>		Gloss lacquer	A/B/C/D/G/K/L	G100470593	700008564	1601
		Matt lacquer	A/B/C/D/G/K/L	G100470716	700008560	1479
		Wood	A/B/C/D/G/K/L	G100471098	700008568	2065
		Laminate	A/B/C/D/G/K/L	G100470555	700008556	1120
90x72x35 / 35 <sup>3</sup> / <sub>8</sub> x28 <sup>3</sup> / <sub>8</sub> x13 <sup>3</sup> / <sub>4</sub>		Gloss lacquer	A/B/C/D/H/K/L	G100471180	700008565	1846
		Matt lacquer	A/B/C/D/H/K/L	G100470780	700008561	1689
		Wood	A/B/C/D/H/K/L	G100470588	700008569	1409
		Laminate	A/B/C/D/H/K/L	G100470665	700008557	1267

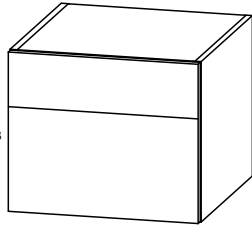
# next 35 / 13<sup>3/4</sup>

## FREESTANDING UNIT MS-1029

DEPTH 35 CM / 13<sup>3/4</sup>"



60 / 23<sup>5/8</sup>



Low unit with 2 drawers.

Modulo basso con 2 cassetti.

Низкий блок с 2 выдвижными ящиками.

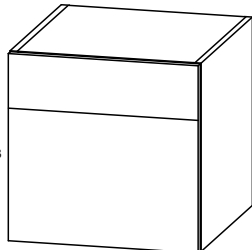
MEASURES		BODY FINISHES	HANDLE	KEA	SAP	POINTS
30x60x35 / 11 <sup>3/4</sup> x23 <sup>5/8</sup> x13 <sup>3/4</sup>		Gloss lacquer	A/B/C/D/E/K/L	G100470531	700008578	1077
		Matt lacquer	A/B/C/D/E/K/L	G100470700	700008574	0988
		Wood	A/B/C/D/E/K/L	G100471113	700008582	1377
		Laminate	A/B/C/D/E/K/L	G100470801	700008570	0749
45x60x35 / 17 <sup>3/4</sup> x23 <sup>5/8</sup> x13 <sup>3/4</sup>		Gloss lacquer	A/B/C/D/F/K/L	G100471036	700008579	1150
		Matt lacquer	A/B/C/D/F/K/L	G100471206	700008575	1058
		Wood	A/B/C/D/F/K/L	G100471243	700008583	1496
		Laminate	A/B/C/D/F/K/L	G100471046	700008571	0799
60x60x35 / 23 <sup>5/8</sup> x23 <sup>5/8</sup> x13 <sup>3/4</sup>		Gloss lacquer	A/B/C/D/G/K/L	G100470977	700008580	1265
		Matt lacquer	A/B/C/D/G/K/L	G100470698	700008576	1157
		Wood	A/B/C/D/G/K/L	G100471069	700008584	1641
		Laminate	A/B/C/D/G/K/L	G100471119	700008572	0850
90x60x35 / 35 <sup>3/8</sup> x23 <sup>5/8</sup> x13 <sup>3/4</sup>		Gloss lacquer	A/B/C/D/H/K/L	G100470725	700008581	1466
		Matt lacquer	A/B/C/D/H/K/L	G100471033	700008577	1326
		Wood	A/B/C/D/H/K/L	G100470719	700008585	1918
		Laminate	A/B/C/D/H/K/L	G100470562	700008573	0967

## FREESTANDING UNIT MS-1030

DEPTH 35 CM / 13<sup>3/4</sup>"



72 / 28<sup>3/8</sup>



Low unit with 2 drawers.

Modulo basso con 2 cassetti.

Низкий блок с 2 выдвижными ящиками.

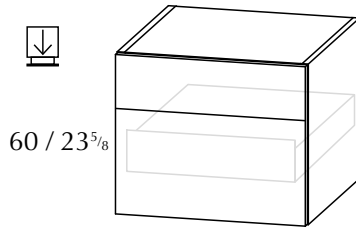
MEASURES		BODY FINISHES	HANDLE	KEA	SAP	POINTS
30x72x35 / 11 <sup>3/4</sup> x28 <sup>3/8</sup> x13 <sup>3/4</sup>		Gloss lacquer	A/B/C/D/E/K/L	G100470563	700008594	1115
		Matt lacquer	A/B/C/D/E/K/L	G100471060	700008590	1017
		Wood	A/B/C/D/E/K/L	G100470845	700008598	1431
		Laminate	A/B/C/D/E/K/L	G100470635	700008586	0758
45x72x35 / 17 <sup>3/4</sup> x28 <sup>3/8</sup> x13 <sup>3/4</sup>		Gloss lacquer	A/B/C/D/F/K/L	G100471129	700008595	1195
		Matt lacquer	A/B/C/D/F/K/L	G100471123	700008591	1094
		Wood	A/B/C/D/F/K/L	G100470615	700008599	1559
		Laminate	A/B/C/D/F/K/L	G100470739	700008587	0811
60x72x35 / 23 <sup>5/8</sup> x28 <sup>3/8</sup> x13 <sup>3/4</sup>		Gloss lacquer	A/B/C/D/G/K/L	G100470844	700008596	1318
		Matt lacquer	A/B/C/D/G/K/L	G100471072	700008592	1198
		Wood	A/B/C/D/G/K/L	G100471111	700008600	1711
		Laminate	A/B/C/D/G/K/L	G100471218	700008588	0863
90x72x35 / 35 <sup>3/8</sup> x28 <sup>3/8</sup> x13 <sup>3/4</sup>		Gloss lacquer	A/B/C/D/H/K/L	G100470722	700008597	1533
		Matt lacquer	A/B/C/D/H/K/L	G100470729	700008593	1379
		Wood	A/B/C/D/H/K/L	G100470970	700008601	2005
		Laminate	A/B/C/D/H/K/L	G100471225	700008589	0989

MS



## FREESTANDING UNIT MS-1031

DEPTH 35 CM / 13<sup>3</sup>/<sub>4</sub>"



Low unit with 2 drawers. With inside drawer.

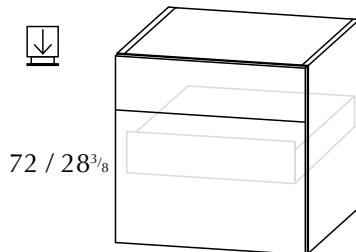
Modulo basso con 2 cassetti. Con cassetto interno.

Низкий блок с 2 выдвижными ящиками. С внутренним выдвижным ящиком.

MEASURES	(x x x)	BODY FINISHES	HANDLE	KEA	SAP	POINTS
30x60x35 / 11 <sup>3</sup> / <sub>4</sub> x23 <sup>5</sup> / <sub>8</sub> x13 <sup>3</sup> / <sub>4</sub>		Gloss lacquer	A/B/C/D/E/K/L	G100471121	700008610	1302
		Matt lacquer	A/B/C/D/E/K/L	G100470681	700008606	1213
		Wood	A/B/C/D/E/K/L	G100470714	700008614	1661
		Laminate	A/B/C/D/E/K/L	G100470835	700008602	0974
45x60x35 / 17 <sup>3</sup> / <sub>4</sub> x23 <sup>5</sup> / <sub>8</sub> x13 <sup>3</sup> / <sub>4</sub>		Gloss lacquer	A/B/C/D/F/K/L	G100470826	700008611	1395
		Matt lacquer	A/B/C/D/F/K/L	G100470586	700008607	1303
		Wood	A/B/C/D/F/K/L	G100471223	700008615	1803
		Laminate	A/B/C/D/F/K/L	G100470701	700008603	1028
60x60x35 / 23 <sup>5</sup> / <sub>8</sub> x23 <sup>5</sup> / <sub>8</sub> x13 <sup>3</sup> / <sub>4</sub>		Gloss lacquer	A/B/C/D/G/K/L	G100471112	700008612	1529
		Matt lacquer	A/B/C/D/G/K/L	G100471096	700008608	1420
		Wood	A/B/C/D/G/K/L	G100471110	700008616	1972
		Laminate	A/B/C/D/G/K/L	G100471094	700008604	1097
90x60x35 / 35 <sup>3</sup> / <sub>8</sub> x23 <sup>5</sup> / <sub>8</sub> x13 <sup>3</sup> / <sub>4</sub>		Gloss lacquer	A/B/C/D/H/K/L	G100471236	700008613	1769
		Matt lacquer	A/B/C/D/H/K/L	G100470674	700008609	1629
		Wood	A/B/C/D/H/K/L	G100471147	700008617	2298
		Laminate	A/B/C/D/H/K/L	G100471132	700008605	1232

## FREESTANDING UNIT MS-1032

DEPTH 35 CM / 13<sup>3</sup>/<sub>4</sub>"



Low unit with 2 drawers. With inside drawer.

Modulo basso con 2 cassetti. Con cassetto interno.

Низкий блок с 2 выдвижными ящиками. С внутренним выдвижным ящиком.

MEASURES	(x x x)	BODY FINISHES	HANDLE	KEA	SAP	POINTS
30x72x35 / 11 <sup>3</sup> / <sub>4</sub> x28 <sup>3</sup> / <sub>8</sub> x13 <sup>3</sup> / <sub>4</sub>		Gloss lacquer	A/B/C/D/E/K/L	G100471134	700008626	1352
		Matt lacquer	A/B/C/D/E/K/L	G100470781	700008622	1253
		Wood	A/B/C/D/E/K/L	G100470702	700008630	1729
		Laminate	A/B/C/D/E/K/L	G100471185	700008618	0990
45x72x35 / 17 <sup>3</sup> / <sub>4</sub> x28 <sup>3</sup> / <sub>8</sub> x13 <sup>3</sup> / <sub>4</sub>		Gloss lacquer	A/B/C/D/F/K/L	G100470767	700008627	1455
		Matt lacquer	A/B/C/D/F/K/L	G100470779	700008623	1351
		Wood	A/B/C/D/F/K/L	G100470669	700008631	1882
		Laminate	A/B/C/D/F/K/L	G100471261	700008619	1047
60x72x35 / 23 <sup>5</sup> / <sub>8</sub> x28 <sup>3</sup> / <sub>8</sub> x13 <sup>3</sup> / <sub>4</sub>		Gloss lacquer	A/B/C/D/G/K/L	G100470834	700008628	1601
		Matt lacquer	A/B/C/D/G/K/L	G100471207	700008624	1479
		Wood	A/B/C/D/G/K/L	G100471138	700008632	2065
		Laminate	A/B/C/D/G/K/L	G100470764	700008620	1120
90x72x35 / 35 <sup>3</sup> / <sub>8</sub> x28 <sup>3</sup> / <sub>8</sub> x13 <sup>3</sup> / <sub>4</sub>		Gloss lacquer	A/B/C/D/H/K/L	G100471249	700008629	1857
		Matt lacquer	A/B/C/D/H/K/L	G100470683	700008625	1700
		Wood	A/B/C/D/H/K/L	G100470678	700008633	2410
		Laminate	A/B/C/D/H/K/L	G100470697	700008621	1263

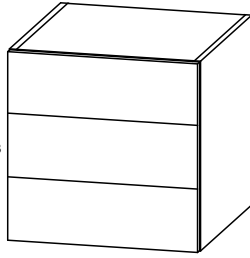
MS



# next 35 / 13<sup>3/4</sup>

## FREESTANDING UNIT MS-1033

DEPTH 35 CM / 13<sup>3/4</sup>"




72 / 28<sup>3/8</sup>

Low unit with 3 drawers.

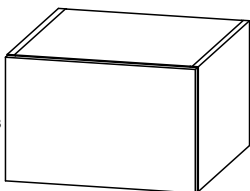
Modulo basso con 3 cassetti.

Низкий блок с 3 выдвигаемыми ящиками.

MEASURES	(  )	BODY FINISHES	HANDLE	KEA	SAP	POINTS
30x72x35 / 11 <sup>3/4</sup> x28 <sup>3/8</sup> x13 <sup>3/4</sup>		Gloss lacquer	A/B/C/D/E/K/L	G100470837	700008642	1346
		Matt lacquer	A/B/C/D/E/K/L	G100470839	700008638	1233
		Wood	A/B/C/D/E/K/L	G100471100	700008646	1735
		Laminate	A/B/C/D/E/K/L	G100470675	700008634	0915
45x72x35 / 17 <sup>3/4</sup> x28 <sup>3/8</sup> x13 <sup>3/4</sup>		Gloss lacquer	A/B/C/D/F/K/L	G100471124	700008643	1399
		Matt lacquer	A/B/C/D/F/K/L	G100471133	700008639	1292
		Wood	A/B/C/D/F/K/L	G100471146	700008647	1804
		Laminate	A/B/C/D/F/K/L	G100470705	700008635	0961
60x72x35 / 23 <sup>5/8</sup> x28 <sup>3/8</sup> x13 <sup>3/4</sup>		Gloss lacquer	A/B/C/D/G/K/L	G100470630	700008644	1539
		Matt lacquer	A/B/C/D/G/K/L	G100471126	700008640	1413
		Wood	A/B/C/D/G/K/L	G100471238	700008648	1979
		Laminate	A/B/C/D/G/K/L	G100470824	700008636	1025
90x72x35 / 35 <sup>3/8</sup> x28 <sup>3/8</sup> x13 <sup>3/4</sup>		Gloss lacquer	A/B/C/D/H/K/L	G100470975	700008645	1821
		Matt lacquer	A/B/C/D/H/K/L	G100471229	700008641	1658
		Wood	A/B/C/D/H/K/L	G100470723	700008649	2331
		Laminate	A/B/C/D/H/K/L	G100470790	700008637	1154

## FREESTANDING UNIT MS-1034

DEPTH 35 CM / 13<sup>3/4</sup>"




48 / 18<sup>7/8</sup>

Low unit with door.

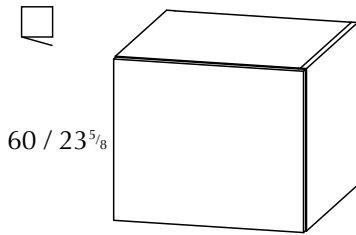
Modulo basso con anta.

Низкий блок с дверцей.

MEASURES	(  )	BODY FINISHES	HANDLE	OPEN.	KEA	SAP	POINTS
30x48x35 / 11 <sup>3/4</sup> x18 <sup>7/8</sup> x13 <sup>3/4</sup>		Gloss lacquer	A/B/C/D/E/K/L	DX/SX	G100470710	700008656	0628
		Matt lacquer	A/B/C/D/E/K/L	DX/SX	G100470694	700008653	0558
		Wood	A/B/C/D/E/K/L	DX/SX	G100471242	700008659	0835
		Laminate	A/B/C/D/E/K/L	DX/SX	G100470684	700008650	0382
45x48x35 / 17 <sup>3/4</sup> x18 <sup>7/8</sup> x13 <sup>3/4</sup>		Gloss lacquer	A/B/C/D/F/K/L	DX/SX	G100470670	700008657	0700
		Matt lacquer	A/B/C/D/F/K/L	DX/SX	G100470708	700008654	0623
		Wood	A/B/C/D/F/K/L	DX/SX	G100470704	700008660	0932
		Laminate	A/B/C/D/F/K/L	DX/SX	G100470828	700008651	0407

## FREESTANDING UNIT MS-1035

DEPTH 35 CM / 13<sup>3</sup>/<sub>4</sub>"

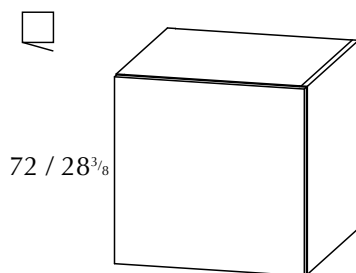


Low unit with door.  
Modulo basso con anta.  
Низкий блок с дверцей.

MEASURES	(xx)	BODY FINISHES	HANDLE	OPEN.	KEA	SAP	POINTS
30x60x35 / 11 <sup>3</sup> / <sub>4</sub> x23 <sup>5</sup> / <sub>8</sub> x13 <sup>3</sup> / <sub>4</sub>		Gloss lacquer	A/B/C/D/E/K/L	DX/SX	G100470829	700008668	0671
		Matt lacquer	A/B/C/D/E/K/L	DX/SX	G100470668	700008665	0591
		Wood	A/B/C/D/E/K/L	DX/SX	G100470618	700008671	0896
		Laminate	A/B/C/D/E/K/L	DX/SX	G100471145	700008662	0392
45x60x35 / 17 <sup>3</sup> / <sub>4</sub> x23 <sup>5</sup> / <sub>8</sub> x13 <sup>3</sup> / <sub>4</sub>		Gloss lacquer	A/B/C/D/F/K/L	DX/SX	G100471131	700008669	0753
		Matt lacquer	A/B/C/D/F/K/L	DX/SX	G100470840	700008666	0665
		Wood	A/B/C/D/F/K/L	DX/SX	G100471244	700008672	1003
		Laminate	A/B/C/D/F/K/L	DX/SX	G100471117	700008663	0419
60x60x35 / 23 <sup>5</sup> / <sub>8</sub> x23 <sup>5</sup> / <sub>8</sub> x13 <sup>3</sup> / <sub>4</sub>		Gloss lacquer	A/B/C/D/G/K/L	DX/SX	G100471235	700008670	0825
		Matt lacquer	A/B/C/D/G/K/L	DX/SX	G100470821	700008667	0722
		Wood	A/B/C/D/G/K/L	DX/SX	G100471128	700008673	1115
		Laminate	A/B/C/D/G/K/L	DX/SX	G100470717	700008664	0457

## FREESTANDING UNIT MS-1036

DEPTH 35 CM / 13<sup>3</sup>/<sub>4</sub>"



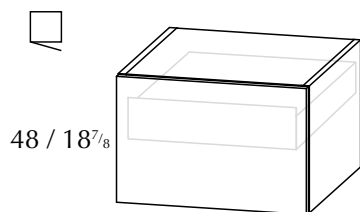
Low unit with door.  
Modulo basso con anta.  
Низкий блок с дверцей.

MEASURES	(xx)	BODY FINISHES	HANDLE	OPEN.	KEA	SAP	POINTS
30x72x35 / 11 <sup>3</sup> / <sub>4</sub> x28 <sup>3</sup> / <sub>8</sub> x13 <sup>3</sup> / <sub>4</sub>		Gloss lacquer	A/B/C/D/E/K/L	DX/SX	G100470689	700008680	0713
		Matt lacquer	A/B/C/D/E/K/L	DX/SX	G100470677	700008677	0624
		Wood	A/B/C/D/E/K/L	DX/SX	G100470711	700008683	0955
		Laminate	A/B/C/D/E/K/L	DX/SX	G100470732	700008674	0400
45x72x35 / 17 <sup>3</sup> / <sub>4</sub> x28 <sup>3</sup> / <sub>8</sub> x13 <sup>3</sup> / <sub>4</sub>		Gloss lacquer	A/B/C/D/F/K/L	DX/SX	G100470787	700008681	0785
		Matt lacquer	A/B/C/D/F/K/L	DX/SX	G100471274	700008678	0687
		Wood	A/B/C/D/F/K/L	DX/SX	G100470830	700008684	1066
		Laminate	A/B/C/D/F/K/L	DX/SX	G100470734	700008675	0433
60x72x35 / 23 <sup>5</sup> / <sub>8</sub> x28 <sup>3</sup> / <sub>8</sub> x13 <sup>3</sup> / <sub>4</sub>		Gloss lacquer	A/B/C/D/G/K/L	DX/SX	G100470931	700008682	0881
		Matt lacquer	A/B/C/D/G/K/L	DX/SX	G100470775	700008679	0765
		Wood	A/B/C/D/G/K/L	DX/SX	G100471130	700008685	1192
		Laminate	A/B/C/D/G/K/L	DX/SX	G100471137	700008676	0468

# next 35 / 13<sup>3</sup>/<sub>4</sub>

## FREESTANDING UNIT MS-1037

DEPTH 35 CM / 13<sup>3</sup>/<sub>4</sub>"



Low unit with door. With inside drawer.

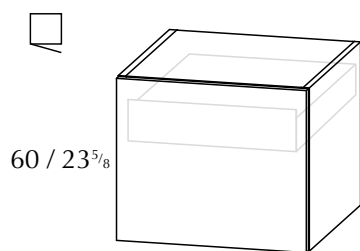
Modulo basso con anta. Con cassetto interno.

Низкий блок с дверцей. С внутренним выдвижным ящиком.

MEASURES	(xx)	BODY FINISHES	HANDLE	OPEN.	KEA	SAP	POINTS
30x48x35 / 11 <sup>3</sup> / <sub>4</sub> x18 <sup>7</sup> / <sub>8</sub> x13 <sup>3</sup> / <sub>4</sub>		Gloss lacquer	A/B/C/D/E/K/L	DX/SX	G100470745	700008692	0847
		Matt lacquer	A/B/C/D/E/K/L	DX/SX	G100470659	700008689	0777
		Wood	A/B/C/D/E/K/L	DX/SX	G100471262	700008695	1111
		Laminate	A/B/C/D/E/K/L	DX/SX	G100470693	700008686	0599
45x48x35 / 17 <sup>3</sup> / <sub>4</sub> x18 <sup>7</sup> / <sub>8</sub> x13 <sup>3</sup> / <sub>4</sub>		Gloss lacquer	A/B/C/D/F/K/L	DX/SX	G100470838	700008693	0935
		Matt lacquer	A/B/C/D/F/K/L	DX/SX	G100470666	700008690	0859
		Wood	A/B/C/D/F/K/L	DX/SX	G100470864	700008696	1230
		Laminate	A/B/C/D/F/K/L	DX/SX	G100470878	700008687	0641

## FREESTANDING UNIT MS-1038

DEPTH 35 CM / 13<sup>3</sup>/<sub>4</sub>"



Low unit with door. With inside drawer.

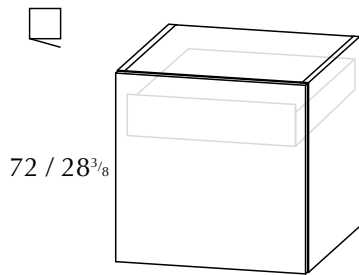
Modulo basso con anta. Con cassetto interno.

Низкий блок с дверцей. С внутренним выдвижным ящиком.

MEASURES	(xx)	BODY FINISHES	HANDLE	OPEN.	KEA	SAP	POINTS
30x60x35 / 11 <sup>3</sup> / <sub>4</sub> x23 <sup>5</sup> / <sub>8</sub> x13 <sup>3</sup> / <sub>4</sub>		Gloss lacquer	A/B/C/D/E/K/L	DX/SX	G100471264	700008704	0909
		Matt lacquer	A/B/C/D/E/K/L	DX/SX	G100470877	700008701	0830
		Wood	A/B/C/D/E/K/L	DX/SX	G100470853	700008707	1196
		Laminate	A/B/C/D/E/K/L	DX/SX	G100470680	700008698	0630
45x60x35 / 17 <sup>3</sup> / <sub>4</sub> x23 <sup>5</sup> / <sub>8</sub> x13 <sup>3</sup> / <sub>4</sub>		Gloss lacquer	A/B/C/D/F/K/L	DX/SX	G100470653	700008705	1011
		Matt lacquer	A/B/C/D/F/K/L	DX/SX	G100470880	700008702	0924
		Wood	A/B/C/D/F/K/L	DX/SX	G100470691	700008708	1329
		Laminate	A/B/C/D/F/K/L	DX/SX	G100470699	700008699	0678
60x60x35 / 23 <sup>5</sup> / <sub>8</sub> x23 <sup>5</sup> / <sub>8</sub> x13 <sup>3</sup> / <sub>4</sub>		Gloss lacquer	A/B/C/D/G/K/L	DX/SX	G100471161	700008706	1074
		Matt lacquer	A/B/C/D/G/K/L	DX/SX	G100471122	700008703	0979
		Wood	A/B/C/D/G/K/L	DX/SX	G100471254	700008709	1420
		Laminate	A/B/C/D/G/K/L	DX/SX	G100470765	700008700	0726

## FREESTANDING UNIT MS-1039

DEPTH 35 CM / 13<sup>3/4</sup>"



Low unit with door. With inside drawer.

Modulo basso con anta. Con cassetto interno.

Низкий блок с дверцей. С внутренним выдвижным ящиком.


MEASURES	()	BODY FINISHES	HANDLE	OPEN.	KEA	SAP	POINTS
30x72x35 / 11 <sup>3/4</sup> x28 <sup>3/8</sup> x13 <sup>3/4</sup>		Gloss lacquer	A/B/C/D/E/K/L	DX/SX	G100470972	700008716	0952
		Matt lacquer	A/B/C/D/E/K/L	DX/SX	G100471017	700008713	0863
		Wood	A/B/C/D/E/K/L	DX/SX	G100471259	700008719	1257
		Laminate	A/B/C/D/E/K/L	DX/SX	G100471251	700008710	0640
45x72x35 / 17 <sup>3/4</sup> x28 <sup>3/8</sup> x13 <sup>3/4</sup>		Gloss lacquer	A/B/C/D/F/K/L	DX/SX	G100471073	700008717	1045
		Matt lacquer	A/B/C/D/F/K/L	DX/SX	G100471158	700008714	0947
		Wood	A/B/C/D/F/K/L	DX/SX	G100471269	700008720	1394
		Laminate	A/B/C/D/F/K/L	DX/SX	G100470636	700008711	0694
60x72x35 / 23 <sup>5/8</sup> x28 <sup>3/8</sup> x13 <sup>3/4</sup>		Gloss lacquer	A/B/C/D/G/K/L	DX/SX	G100471148	700008718	1107
		Matt lacquer	A/B/C/D/G/K/L	DX/SX	G100471159	700008715	1003
		Wood	A/B/C/D/G/K/L	DX/SX	G100471276	700008721	1486
		Laminate	A/B/C/D/G/K/L	DX/SX	G100471165	700008712	0743



Base.  
Available in all the finishes belonging to the range but in laminate.

Pedana.  
Disponibile in tutte le finiture della serie ad eccezione dei laminati.

Основание.  
Предлагается во всех вариантах отделки, имеющихся в ассортименте, кроме ламината.


MEASURES		BODY FINISHES	KEA	SAP	POINTS
30x2,5x33 / 11 <sup>3/4</sup> x1x13		Gloss lacquer	G100470316	700009366	0083
		Matt lacquer	G100470217	700009358	0071
		Wood	G100470340	700009374	0118
60x2,5x33 / 23 <sup>5/8</sup> x1x13		Gloss lacquer	G100470373	700009367	0106
		Matt lacquer	G100470292	700009359	0091
		Wood	G100470322	700009375	0161
90x2,5x33 / 35 <sup>3/8</sup> x1x13		Gloss lacquer	G100470331	700009368	0130
		Matt lacquer	G100470330	700009360	0109
		Wood	G100470364	700009376	0204
120x2,5x33 / 47 <sup>1/4</sup> x1x13		Gloss lacquer	G100470329	700009369	0158
		Matt lacquer	G100470327	700009361	0132
		Wood	G100470289	700009377	0255
150x2,5x33 / 59x1x13		Gloss lacquer	G100470357	700009370	0180
		Matt lacquer	G100470354	700009362	0148
		Wood	G100470304	700009378	0296
180x2,5x33 / 70 <sup>7/8</sup> x1x13		Gloss lacquer	G100470256	700009371	0208
		Matt lacquer	G100470349	700009363	0170
		Wood	G100470355	700009379	0347
210x2,5x33 / 82 <sup>5/8</sup> x1x13		Gloss lacquer	G100470261	700009372	0248
		Matt lacquer	G100470240	700009364	0206
		Wood	G100470345	700009380	0394
240x2,5x33 / 94 <sup>1/2</sup> x1x13		Gloss lacquer	G100470334	700009373	0271
		Matt lacquer	G100470337	700009365	0223
		Wood	G100470237	700009381	0436



Base.

Pedana.

Основание.

MEASURES	(  )	BODY FINISHES	KEA	SAP	POINTS
30x14,5x33 / 11 <sup>3/4</sup> x5 <sup>3/4</sup> x13		Gloss lacquer	G100470341	700009398	0241
		Matt lacquer	G100470305	700009390	0210
		Wood	G100470377	700009406	0336
		Laminate	G100470380	700009382	0154
60x14,5x33 / 23 <sup>5/8</sup> x5 <sup>3/4</sup> x13		Gloss lacquer	G100470299	700009399	0302
		Matt lacquer	G100470360	700009391	0264
		Wood	G100470347	700009407	0435
		Laminate	G100470295	700009383	0192
90x14,5x33 / 35 <sup>3/8</sup> x5 <sup>3/4</sup> x13		Gloss lacquer	G100470279	700009400	0360
		Matt lacquer	G100470412	700009392	0316
		Wood	G100470336	700009408	0529
		Laminate	G100470379	700009384	0229
120x14,5x33 / 47 <sup>1/4</sup> x5 <sup>3/4</sup> x13		Gloss lacquer	G100470399	700009401	0401
		Matt lacquer	G100470352	700009393	0349
		Wood	G100470375	700009409	0604
		Laminate	G100470384	700009385	0251
150x14,5x33 / 59x5 <sup>3/4</sup> x13		Gloss lacquer	G100470418	700009402	0458
		Matt lacquer	G100470317	700009394	0398
		Wood	G100470342	700009410	0697
		Laminate	G100470321	700009386	0286
180x14,5x33 / 70 <sup>7/8</sup> x5 <sup>3/4</sup> x13		Gloss lacquer	G100470392	700009403	0498
		Matt lacquer	G100470356	700009395	0430
		Wood	G100470381	700009411	0770
		Laminate	G100470284	700009387	0304
210x14,5x33 / 82 <sup>5/8</sup> x5 <sup>3/4</sup> x13		Gloss lacquer	G100470369	700009404	0573
		Matt lacquer	G100470309	700009396	0497
		Wood	G100470387	700009412	0871
		Laminate	G100470335	700009388	0344
240x14,5x33 / 94 <sup>1/2</sup> x5 <sup>3/4</sup> x13		Gloss lacquer	G100470319	700009405	0608
		Matt lacquer	G100470378	700009397	0526
		Wood	G100470362	700009413	0935
		Laminate	G100470332	700009389	0361



Decorative panelling.

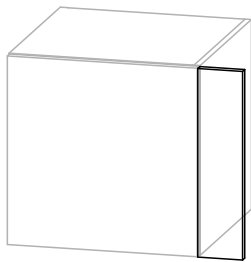
Pannelli.

Декоративные панели.

MEASURES		BODY FINISHES	KEA	SAP	POINTS
00-46x1,9x36 / 0-18 <sup>1/8</sup> x0 <sup>3/4</sup> x14 <sup>1/8</sup>		Gloss lacquer	G100471617	700010618	0147
		Matt lacquer	G100471590	700010619	0131
		Wood	G100471631	700010621	0204
		Laminate	G100471602	700010620	0043
46,1-76x1,9x36 / 18 <sup>1/8</sup> -29 <sup>7/8</sup> x0 <sup>3/4</sup> x14 <sup>1/8</sup>		Gloss lacquer	G100471645	700010666	0206
		Matt lacquer	G100471651	700010667	0181
		Wood	G100471643	700010669	0286
		Laminate	G100471634	700010668	0054
76,1-106x1,9x36 / 30-41 <sup>3/4</sup> x0 <sup>3/4</sup> x14 <sup>1/8</sup>		Gloss lacquer	G100471615	700010674	0247
		Matt lacquer	G100471618	700010675	0214
		Wood	G100471654	700010677	0343
		Laminate	G100471614	700010676	0061
106,1-136x1,9x36 / 41 <sup>3/4</sup> -53 <sup>1/2</sup> x0 <sup>3/4</sup> x14 <sup>1/8</sup>		Gloss lacquer	G100471655	700010626	0298
		Matt lacquer	G100471610	700010627	0257
		Wood	G100471646	700010629	0413
		Laminate	G100471627	700010628	0072
136,1-166x1,9x36 / 53 <sup>5/8</sup> -65 <sup>3/8</sup> x0 <sup>3/4</sup> x14 <sup>1/8</sup>		Gloss lacquer	G100471624	700010634	0344
		Matt lacquer	G100471596	700010635	0296
		Wood	G100471609	700010637	0476
		Laminate	G100471659	700010636	0077
166,1-196x1,9x36 / 65 <sup>3/8</sup> -77 <sup>1/8</sup> x0 <sup>3/4</sup> x14 <sup>1/8</sup>		Gloss lacquer	G100471613	700010642	0446
		Matt lacquer	G100471621	700010643	0391
		Wood	G100471598	700010645	0619
		Laminate	G100471647	700010644	0094
196,1-226x1,9x36 / 77 <sup>1/4</sup> -89x0 <sup>3/4</sup> x14 <sup>1/8</sup>		Gloss lacquer	G100471640	700010650	0502
		Matt lacquer	G100471601	700010651	0439
		Wood	G100471661	700010653	0696
		Laminate	G100471639	700010652	0105
226,1-240,4x1,9x36 / 89-94 <sup>5/8</sup> x0 <sup>3/4</sup> x14 <sup>1/8</sup>		Gloss lacquer	G100471630	700010658	0536
		Matt lacquer	G100471657	700010659	0470
		Wood	G100471644	700010661	0743
		Laminate	G100471638	700010660	0117



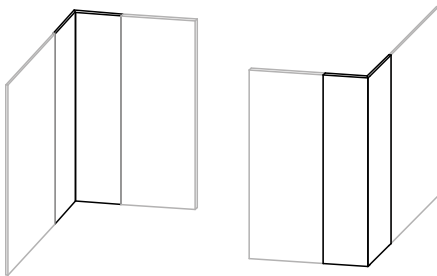
## FRONT FILLER PIECE



Front filler piece.  
Riempimento.  
Подкладка фасада.

MEASURES		BODY FINISHES	KEA	SAP	POINTS
20x00-36x1,9 / 7 <sup>7/8</sup> x0-14 <sup>1/8</sup> x0 <sup>3/4</sup>		Gloss lacquer	G100471576	700010590	0109
		Matt lacquer	G100471573	700010591	0096
		Wood	G100471572	700010593	0120
		Laminate	G100471582	700010592	0038
20x36,1-72x1,9 / 7 <sup>7/8</sup> x14 <sup>1/4</sup> -28 <sup>3/8</sup> x0 <sup>3/4</sup>		Gloss lacquer	G100471584	700010602	0143
		Matt lacquer	G100471586	700010603	0128
		Wood	G100471578	700010605	0157
		Laminate	G100471585	700010604	0046
20x72,1-108x1,9 / 7 <sup>7/8</sup> x28 <sup>3/8</sup> -42 <sup>1/2</sup> x0 <sup>3/4</sup>		Gloss lacquer	G100471580	700010606	0185
		Matt lacquer	G100471574	700010607	0164
		Wood	G100471593	700010609	0204
		Laminate	G100471589	700010608	0052
20x108,1-144x1,9 / 7 <sup>7/8</sup> x42 <sup>1/2</sup> -56 <sup>3/4</sup> x0 <sup>3/4</sup>		Gloss lacquer	G100471579	700010594	0228
		Matt lacquer	G100471577	700010595	0202
		Wood	G100471575	700010597	0251
		Laminate	G100471594	700010596	0061
20x144,1-180x1,9 / 7 <sup>7/8</sup> x56 <sup>3/4</sup> -70 <sup>7/8</sup> x0 <sup>3/4</sup>		Gloss lacquer	G100471591	700010598	0257
		Matt lacquer	G100471588	700010599	0225
		Wood	G100471571	700010601	0283
		Laminate	G100471570	700010600	0068

## FRONT FILLER PIECE



Front filler piece.  
Riempimento.  
Подкладка фасада.

MEASURES		BODY FINISHES	KEA	SAP	POINTS
7x00-36x7 / 2 <sup>3/4</sup> x0-14 <sup>1/8</sup> x2 <sup>3/4</sup>		Gloss lacquer	G100471581	700010610	0109
		Matt lacquer	G100471583	700010611	0096
		Wood	G100471597	700010613	0120
		Laminate	G100471607	700010612	0038
7x36,1-72x7 / 2 <sup>3/4</sup> x14 <sup>1/4</sup> -28 <sup>3/8</sup> x2 <sup>3/4</sup>		Gloss lacquer	G100471592	700010614	0143
		Matt lacquer	G100471595	700010615	0128
		Wood	G100471587	700010617	0173
		Laminate	G100471603	700010616	0046



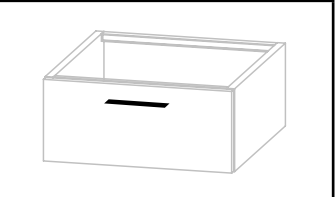

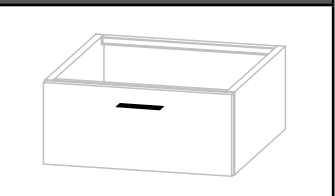

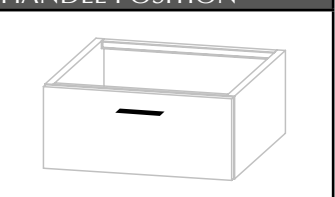



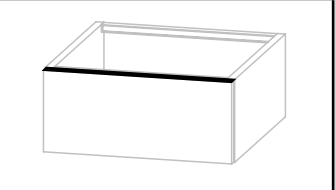
NEXT table washbasin equivalences Tabella NEXT equivalenze lavabi Эквиваленты настольной раковины NEXT					
Height Altezza Высота	Module Modulo Модуль	Sotto Krion	Sotto Krion with overflow Sotto Krion con troppopieno Sotto Krion с переливом	Sotto Box	Washbasin on Countertop Lavabo Sopratop Раковина на столешнице
24 / 9 <sup>1/2</sup>	BPS-1011	OK	NO	NO	OK
36 / 14 <sup>1/8</sup>	BPS-1012		OK	OK	
48 / 18 <sup>7/8</sup>	BPS-1013		OK	OK	
	BPS-1014		OK	NO	
	BPS-1018		OK	OK	
60 / 23 <sup>5/8</sup>	BPS-1016		OK	NO	
	BPS-1019		OK	OK	
72 / 28 <sup>3/8</sup>	BPS-1015		OK	OK	
	BPS-1017		OK	NO	
	BPS-1020		OK	OK	

120 cm wide washbasin holder, adequate for all washbasins and positions (center, dx, sx, d/s).

Base portalavabo da 120 cm di larghezza, adatta per tutti i lavabi e posizioni (centro, dx, sx, d/s).

Держатель умывальной раковины, ширина 120 см, подходит для любой раковины, при любом ее расположении (по центру, dx, sx, d/s).

# Next 47 / 18<sup>1/2</sup>

HANDLE A (PUSH)	OPTION			
	A			
HANDLE B	OPTION	MEASURES	HANDLE POSITION	
	B	16 cm. / 6 <sup>1/4</sup>		
HANDLE C	OPTION	MEASURES	HANDLE POSITION	
	C	8,4 cm. / 3 <sup>1/4</sup>		
HANDLE D	OPTION	MEASURES	HANDLE POSITION	
	D	6,4 cm. / 2 <sup>1/2</sup>		
HANDLE E/F/G/H/I	OPTION	MEASURES	MODULE	HANDLE POSITION
	E	24 cm. / 9 <sup>1/2</sup>	30 cm. / 11 <sup>3/4</sup>	
	F	39 cm. / 15 <sup>3/8</sup>	45 cm. / 17 <sup>3/4</sup>	
	G	54 cm. / 21 <sup>1/4</sup>	60 cm. / 23 <sup>5/8</sup>	
	H	84 cm. / 33 <sup>1/8</sup>	90 cm. / 35 <sup>3/8</sup>	
	I	114 cm. / 44 <sup>1/8</sup>	120 cm. / 47 <sup>1/4</sup>	
HANDLE K	OPTION	MEASURES	MODULE	HANDLE POSITION
	K	25 cm. / 9 <sup>7/8</sup>	30 cm. / 11 <sup>3/4</sup>	
	K	40 cm. / 15 <sup>3/4</sup>	45 cm. / 17 <sup>3/4</sup>	
	K	55 cm. / 21 <sup>5/8</sup>	60 cm. / 23 <sup>5/8</sup>	
	K	85 cm. / 33 <sup>1/2</sup>	90 cm. / 35 <sup>3/8</sup>	
	K	115 cm. / 45 <sup>1/4</sup>	120 cm. / 47 <sup>1/4</sup>	
HANDLE L (UÑERO)	OPTION	HANDLE POSITION		
	L			

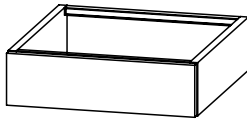
# next 47 / 18<sup>1</sup>/<sub>2</sub>

## WASH BASIN UNIT BPS-1011

DEPTH 47 CM / 18<sup>1</sup>/<sub>2</sub>"



24 / 9<sup>1</sup>/<sub>2</sub>



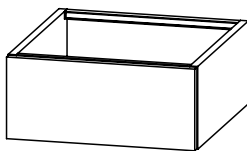
MEASURES		BODY FINISHES	HANDLE	KEA	SAP	POINTS
45x24x47 / 17 <sup>3</sup> / <sub>4</sub> x9 <sup>1</sup> / <sub>2</sub> x18 <sup>1</sup> / <sub>2</sub>		Gloss lacquer	A/B/C/D/F/K/L	G100470048	700008314	0799
		Matt lacquer	A/B/C/D/F/K/L	G100470500	700008310	0751
		Wood	A/B/C/D/F/K/L	G100470027	700008318	1042
		Laminate	A/B/C/D/F/K/L	G100470908	700008306	0605
60x24x47 / 23 <sup>5</sup> / <sub>8</sub> x9 <sup>1</sup> / <sub>2</sub> x18 <sup>1</sup> / <sub>2</sub>		Gloss lacquer	A/B/C/D/G/K/L	G100470589	700008315	0856
		Matt lacquer	A/B/C/D/G/K/L	G100470064	700008311	0800
		Wood	A/B/C/D/G/K/L	G100470583	700008319	1118
		Laminate	A/B/C/D/G/K/L	G100470066	700008307	0632
90x24x47 / 35 <sup>3</sup> / <sub>8</sub> x9 <sup>1</sup> / <sub>2</sub> x18 <sup>1</sup> / <sub>2</sub>		Gloss lacquer	A/B/C/D/H/K/L	G100470458	700008316	0975
		Matt lacquer	A/B/C/D/H/K/L	G100470649	700008312	0905
		Wood	A/B/C/D/H/K/L	G100470526	700008320	1280
		Laminate	A/B/C/D/H/K/L	G100470490	700008308	0695
120x24x47 / 47 <sup>1</sup> / <sub>4</sub> x9 <sup>1</sup> / <sub>2</sub> x18 <sup>1</sup> / <sub>2</sub>		Gloss lacquer	A/B/C/D/I/K/L	G100470867	700008317	1108
		Matt lacquer	A/B/C/D/I/K/L	G100470033	700008313	1006
		Wood	A/B/C/D/I/K/L	G100470525	700008321	1502
		Laminate	A/B/C/D/I/K/L	G100470438	700008309	0811

## WASH BASIN UNIT BPS-1012

DEPTH 47 CM / 18<sup>1</sup>/<sub>2</sub>"



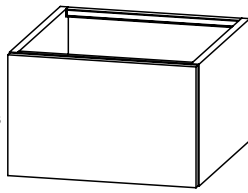
36 / 14<sup>1</sup>/<sub>8</sub>



MEASURES		BODY FINISHES	HANDLE	KEA	SAP	POINTS
45x36x47 / 17 <sup>3</sup> / <sub>4</sub> x14 <sup>1</sup> / <sub>8</sub> x18 <sup>1</sup> / <sub>2</sub>		Gloss lacquer	A/B/C/D/F/K/L	G100470457	700008330	0799
		Matt lacquer	A/B/C/D/F/K/L	G100470062	700008326	0751
		Wood	A/B/C/D/F/K/L	G100470652	700008334	1042
		Laminate	A/B/C/D/F/K/L	G100470489	700008322	0605
60x36x47 / 23 <sup>5</sup> / <sub>8</sub> x14 <sup>1</sup> / <sub>8</sub> x18 <sup>1</sup> / <sub>2</sub>		Gloss lacquer	A/B/C/D/G/K/L	G100470561	700008331	0856
		Matt lacquer	A/B/C/D/G/K/L	G100470484	700008327	0800
		Wood	A/B/C/D/G/K/L	G100471063	700008335	1118
		Laminate	A/B/C/D/G/K/L	G100470463	700008323	0632
90x36x47 / 35 <sup>3</sup> / <sub>8</sub> x14 <sup>1</sup> / <sub>8</sub> x18 <sup>1</sup> / <sub>2</sub>		Gloss lacquer	A/B/C/D/H/K/L	G100470607	700008332	0975
		Matt lacquer	A/B/C/D/H/K/L	G100470455	700008328	0905
		Wood	A/B/C/D/H/K/L	G100471151	700008336	1280
		Laminate	A/B/C/D/H/K/L	G100470429	700008324	0695
120x36x47 / 47 <sup>1</sup> / <sub>4</sub> x14 <sup>1</sup> / <sub>8</sub> x18 <sup>1</sup> / <sub>2</sub>		Gloss lacquer	A/B/C/D/I/K/L	G100471057	700008333	1108
		Matt lacquer	A/B/C/D/I/K/L	G100470479	700008329	1006
		Wood	A/B/C/D/I/K/L	G100470538	700008337	1502
		Laminate	A/B/C/D/I/K/L	G100470568	700008325	0811

BP

**WASH BASIN UNIT BPS-1013**
**DEPTH 47 CM / 18<sup>1</sup>/<sub>2</sub>"**

 48 / 18<sup>7</sup>/<sub>8</sub>


MEASURES	()	BODY FINISHES	HANDLE	KEA	SAP	POINTS
45x48x47 / 17 <sup>3</sup> / <sub>4</sub> x18 <sup>7</sup> / <sub>8</sub> x18 <sup>1</sup> / <sub>2</sub>		Gloss lacquer	A/B/C/D/F/K/L	G100470909	700008346	0834
		Matt lacquer	A/B/C/D/F/K/L	G100471125	700008342	0759
		Wood	A/B/C/D/F/K/L	G100470467	700008350	1100
		Laminate	A/B/C/D/F/K/L	G100470537	700008338	0609
60x48x47 / 23 <sup>5</sup> / <sub>8</sub> x18 <sup>7</sup> / <sub>8</sub> x18 <sup>1</sup> / <sub>2</sub>		Gloss lacquer	A/B/C/D/G/K/L	G100470499	700008347	0911
		Matt lacquer	A/B/C/D/G/K/L	G100470528	700008343	0824
		Wood	A/B/C/D/G/K/L	G100470608	700008351	1194
		Laminate	A/B/C/D/G/K/L	G100471140	700008339	0643
90x48x47 / 35 <sup>3</sup> / <sub>8</sub> x18 <sup>7</sup> / <sub>8</sub> x18 <sup>1</sup> / <sub>2</sub>		Gloss lacquer	A/B/C/D/H/K/L	G100470576	700008348	1041
		Matt lacquer	A/B/C/D/H/K/L	G100471152	700008344	0934
		Wood	A/B/C/D/H/K/L	G100471030	700008352	1382
		Laminate	A/B/C/D/H/K/L	G100471169	700008340	0709
120x48x47 / 47 <sup>1</sup> / <sub>4</sub> x18 <sup>7</sup> / <sub>8</sub> x18 <sup>1</sup> / <sub>2</sub>		Gloss lacquer	A/B/C/D/I/K/L	G100470492	700008349	1137
		Matt lacquer	A/B/C/D/I/K/L	G100470979	700008345	1051
		Wood	A/B/C/D/I/K/L	G100471065	700008353	1565
		Laminate	A/B/C/D/I/K/L	G100470638	700008341	0824

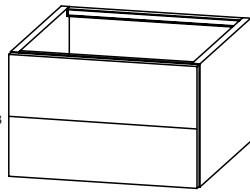
# next 47 / 18<sup>1</sup>/<sub>2</sub>


## WASH BASIN UNIT BPS-1014

DEPTH 47 CM / 18<sup>1</sup>/<sub>2</sub>"



48 / 18<sup>7</sup>/<sub>8</sub>



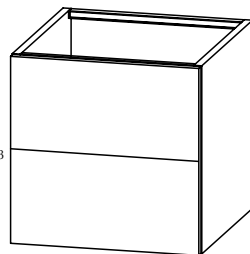
MEASURES	(  )	BODY FINISHES	HANDLE	KEA	SAP	POINTS
45x48x47 / 17 <sup>3</sup> / <sub>4</sub> x18 <sup>7</sup> / <sub>8</sub> x18 <sup>1</sup> / <sub>2</sub>		Gloss lacquer	A/B/C/D/F/K/L	G100470656	700008362	1186
		Matt lacquer	A/B/C/D/F/K/L	G100471082	700008358	1108
		Wood	A/B/C/D/F/K/L	G100470507	700008366	1535
		Laminate	A/B/C/D/F/K/L	G100470534	700008354	0869
60x48x47 / 23 <sup>5</sup> / <sub>8</sub> x18 <sup>7</sup> / <sub>8</sub> x18 <sup>1</sup> / <sub>2</sub>		Gloss lacquer	A/B/C/D/G/K/L	G100471087	700008363	1280
		Matt lacquer	A/B/C/D/G/K/L	G100470603	700008359	1189
		Wood	A/B/C/D/G/K/L	G100471104	700008367	1651
		Laminate	A/B/C/D/G/K/L	G100471045	700008355	0911
90x48x47 / 35 <sup>3</sup> / <sub>8</sub> x18 <sup>7</sup> / <sub>8</sub> x18 <sup>1</sup> / <sub>2</sub>		Gloss lacquer	A/B/C/D/H/K/L	G100470511	700008364	1484
		Matt lacquer	A/B/C/D/H/K/L	G100471162	700008360	1370
		Wood	A/B/C/D/H/K/L	G100470905	700008368	1905
		Laminate	A/B/C/D/H/K/L	G100471055	700008356	1017
120x48x47 / 47 <sup>1</sup> / <sub>4</sub> x18 <sup>7</sup> / <sub>8</sub> x18 <sup>1</sup> / <sub>2</sub>		Gloss lacquer	A/B/C/D/I/K/L	G100470532	700008365	1725
		Matt lacquer	A/B/C/D/I/K/L	G100471024	700008361	1587
		Wood	A/B/C/D/I/K/L	G100470472	700008369	2205
		Laminate	A/B/C/D/I/K/L	G100471139	700008357	1157


## WASH BASIN UNIT BPS-1015

DEPTH 47 CM / 18<sup>1</sup>/<sub>2</sub>"



72 / 28<sup>3</sup>/<sub>8</sub>

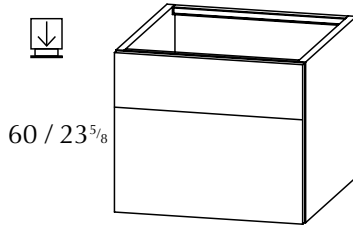


MEASURES	(  )	BODY FINISHES	HANDLE	KEA	SAP	POINTS
45x72x47 / 17 <sup>3</sup> / <sub>4</sub> x28 <sup>3</sup> / <sub>8</sub> x18 <sup>1</sup> / <sub>2</sub>		Gloss lacquer	A/B/C/D/F/K/L	G100470577	700008378	1227
		Matt lacquer	A/B/C/D/F/K/L	G100470642	700008374	1124
		Wood	A/B/C/D/F/K/L	G100470612	700008382	1601
		Laminate	A/B/C/D/F/K/L	G100470544	700008370	0877
60x72x47 / 23 <sup>5</sup> / <sub>8</sub> x28 <sup>3</sup> / <sub>8</sub> x18 <sup>1</sup> / <sub>2</sub>		Gloss lacquer	A/B/C/D/G/K/L	G100470616	700008379	1342
		Matt lacquer	A/B/C/D/G/K/L	G100470523	700008375	1223
		Wood	A/B/C/D/G/K/L	G100471170	700008383	1739
		Laminate	A/B/C/D/G/K/L	G100470573	700008371	0925
90x72x47 / 35 <sup>3</sup> / <sub>8</sub> x28 <sup>3</sup> / <sub>8</sub> x18 <sup>1</sup> / <sub>2</sub>		Gloss lacquer	A/B/C/D/H/K/L	G100470485	700008380	1539
		Matt lacquer	A/B/C/D/H/K/L	G100470469	700008376	1392
		Wood	A/B/C/D/H/K/L	G100470498	700008384	2013
		Laminate	A/B/C/D/H/K/L	G100470974	700008372	1030
120x72x47 / 47 <sup>1</sup> / <sub>4</sub> x28 <sup>3</sup> / <sub>8</sub> x18 <sup>1</sup> / <sub>2</sub>		Gloss lacquer	A/B/C/D/I/K/L	G100471048	700008381	1746
		Matt lacquer	A/B/C/D/I/K/L	G100470493	700008377	1603
		Wood	A/B/C/D/I/K/L	G100470533	700008385	2276
		Laminate	A/B/C/D/I/K/L	G100471059	700008373	1171

BP

## WASH BASIN UNIT BPS-1016

DEPTH 47 CM / 18 1/2"



60 / 23 5/8



MEASURES	(xx)	BODY FINISHES	HANDLE	KEA	SAP	POINTS
45x60x47 / 17 3/4x23 5/8x18 1/2		Gloss lacquer	A/B/C/D/F/K/L	G100470575	700008394	1252
		Matt lacquer	A/B/C/D/F/K/L	G100470542	700008390	1160
		Wood	A/B/C/D/F/K/L	G100471035	700008398	1624
		Laminate	A/B/C/D/F/K/L	G100470580	700008386	0887
60x60x47 / 23 5/8x23 5/8x18 1/2		Gloss lacquer	A/B/C/D/G/K/L	G100470614	700008395	1357
		Matt lacquer	A/B/C/D/G/K/L	G100470987	700008391	1250
		Wood	A/B/C/D/G/K/L	G100470959	700008399	1753
		Laminate	A/B/C/D/G/K/L	G100470518	700008387	0932
90x60x47 / 35 3/8x23 5/8x18 1/2		Gloss lacquer	A/B/C/D/H/K/L	G100470476	700008396	1554
		Matt lacquer	A/B/C/D/H/K/L	G100470540	700008392	1422
		Wood	A/B/C/D/H/K/L	G100470619	700008400	2012
		Laminate	A/B/C/D/H/K/L	G100471041	700008388	1039
120x60x47 / 47 1/4x23 5/8x18 1/2		Gloss lacquer	A/B/C/D/I/K/L	G100470956	700008397	1813
		Matt lacquer	A/B/C/D/I/K/L	G100471163	700008393	1654
		Wood	A/B/C/D/I/K/L	G100470470	700008401	2337
		Laminate	A/B/C/D/I/K/L	G100470536	700008389	1188



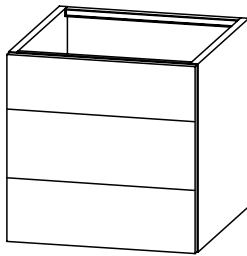
# next 47 / 18<sup>1/2</sup>

## WASH BASIN UNIT BPS-1017

DEPTH 47 CM / 18<sup>1/2</sup>"



72 / 28<sup>3/8</sup>



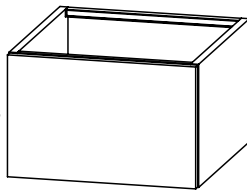
MEASURES	()	BODY FINISHES	HANDLE	KEA	SAP	POINTS
45x72x47 / 17 <sup>3/4</sup> x28 <sup>3/8</sup> x18 <sup>1/2</sup>		Gloss lacquer	A/B/C/D/F/K/L	G100470541	700008410	1542
		Matt lacquer	A/B/C/D/F/K/L	G100471061	700008406	1435
		Wood	A/B/C/D/F/K/L	G100471092	700008414	1990
		Laminate	A/B/C/D/F/K/L	G100470663	700008402	1111
60x72x47 / 23 <sup>5/8</sup> x28 <sup>3/8</sup> x18 <sup>1/2</sup>		Gloss lacquer	A/B/C/D/G/K/L	G100471078	700008411	1672
		Matt lacquer	A/B/C/D/G/K/L	G100471189	700008407	1549
		Wood	A/B/C/D/G/K/L	G100470545	700008415	2146
		Laminate	A/B/C/D/G/K/L	G100470510	700008403	1168
90x72x47 / 35 <sup>3/8</sup> x28 <sup>3/8</sup> x18 <sup>1/2</sup>		Gloss lacquer	A/B/C/D/H/K/L	G100470657	700008412	1960
		Matt lacquer	A/B/C/D/H/K/L	G100470554	700008408	1806
		Wood	A/B/C/D/H/K/L	G100470539	700008416	2496
		Laminate	A/B/C/D/H/K/L	G100471142	700008404	1318
120x72x47 / 47 <sup>1/4</sup> x28 <sup>3/8</sup> x18 <sup>1/2</sup>		Gloss lacquer	A/B/C/D/I/K/L	G100471068	700008413	2267
		Matt lacquer	A/B/C/D/I/K/L	G100470600	700008409	2082
		Wood	A/B/C/D/I/K/L	G100470548	700008417	2927
		Laminate	A/B/C/D/I/K/L	G100470660	700008405	1483

## WASH BASIN UNIT BPS-1018

DEPTH 47 CM / 18<sup>1/2</sup>"



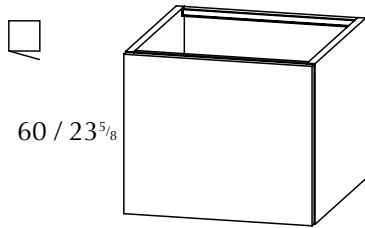
48 / 18<sup>7/8</sup>



MEASURES	()	BODY FINISHES	HANDLE	OPEN.	KEA	SAP	POINTS
45x48x47 / 17 <sup>3/4</sup> x18 <sup>7/8</sup> x18 <sup>1/2</sup>		Gloss lacquer	A/B/C/D/F/K/L	DX/SX	G100470503	700008422	0654
		Matt lacquer	A/B/C/D/F/K/L	DX/SX	G100471088	700008420	0580
		Wood	A/B/C/D/F/K/L	DX/SX	G100470524	700008424	0872
		Laminate	A/B/C/D/F/K/L	DX/SX	G100470549	700008418	0368

## WASH BASIN UNIT BPS-1019

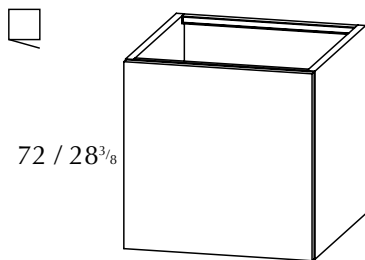
DEPTH 47 CM / 18<sup>1</sup>/<sub>2</sub>"



MEASURES	( x  x )	BODY FINISHES	HANDLE	OPEN.	KEA	SAP	POINTS
45x60x47 / 17 <sup>3</sup> / <sub>4</sub> x23 <sup>5</sup> / <sub>8</sub> x18 <sup>1</sup> / <sub>2</sub>		Gloss lacquer	A/B/C/D/F/K/L	DX/SX	G100470551	700008430	0740
		Matt lacquer	A/B/C/D/F/K/L	DX/SX	G100470570	700008428	0652
		Wood	A/B/C/D/F/K/L	DX/SX	G100470644	700008432	0987
		Laminate	A/B/C/D/F/K/L	DX/SX	G100471153	700008426	0411
60x60x47 / 23 <sup>5</sup> / <sub>8</sub> x23 <sup>5</sup> / <sub>8</sub> x18 <sup>1</sup> / <sub>2</sub>		Gloss lacquer	A/B/C/D/G/K/L	DX/SX	G100470556	700008431	0802
		Matt lacquer	A/B/C/D/G/K/L	DX/SX	G100470632	700008429	0701
		Wood	A/B/C/D/G/K/L	DX/SX	G100470552	700008433	1081
		Laminate	A/B/C/D/G/K/L	DX/SX	G100470582	700008427	0444

## WASH BASIN UNIT BPS-1020

DEPTH 47 CM / 18<sup>1</sup>/<sub>2</sub>"



MEASURES	( x  x )	BODY FINISHES	HANDLE	OPEN.	KEA	SAP	POINTS
45x72x47 / 17 <sup>3</sup> / <sub>4</sub> x28 <sup>3</sup> / <sub>8</sub> x18 <sup>1</sup> / <sub>2</sub>		Gloss lacquer	A/B/C/D/F/K/L	DX/SX	G100471083	700008438	0776
		Matt lacquer	A/B/C/D/F/K/L	DX/SX	G100470639	700008436	0679
		Wood	A/B/C/D/F/K/L	DX/SX	G100470587	700008440	1060
		Laminate	A/B/C/D/F/K/L	DX/SX	G100471106	700008434	0435
60x72x47 / 23 <sup>5</sup> / <sub>8</sub> x28 <sup>3</sup> / <sub>8</sub> x18 <sup>1</sup> / <sub>2</sub>		Gloss lacquer	A/B/C/D/G/K/L	DX/SX	G100471156	700008439	0862
		Matt lacquer	A/B/C/D/G/K/L	DX/SX	G100470601	700008437	0749
		Wood	A/B/C/D/G/K/L	DX/SX	G100470980	700008441	1167
		Laminate	A/B/C/D/G/K/L	DX/SX	G100471058	700008435	0465

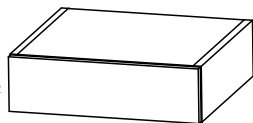
# next 47 / 18<sup>1/2</sup>

## FREESTANDING UNIT MS-1040

DEPTH 47 CM / 18<sup>1/2</sup>"



24 / 9<sup>1/2</sup>



Low unit with 1 drawer.

Modulo basso con un 1 cassetto

Низкий блок с 1 выдвижным ящиком.

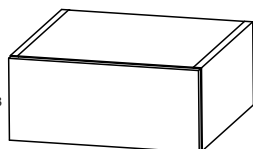
MEASURES		BODY FINISHES	HANDLE	KEA	SAP	POINTS
30x24x47 / 11 <sup>3/4</sup> x9 <sup>1/2</sup> x18 <sup>1/2</sup>		Gloss lacquer	A/B/C/D/E/K/L	G100470960	700008730	0723
		Matt lacquer	A/B/C/D/E/K/L	G100471195	700008726	0667
		Wood	A/B/C/D/E/K/L	G100470707	700008734	0941
		Laminate	A/B/C/D/E/K/L	G100470733	700008722	0505
45x24x47 / 17 <sup>3/4</sup> x9 <sup>1/2</sup> x18 <sup>1/2</sup>		Gloss lacquer	A/B/C/D/F/K/L	G100471178	700008731	0767
		Matt lacquer	A/B/C/D/F/K/L	G100470850	700008727	0704
		Wood	A/B/C/D/F/K/L	G100470859	700008735	1032
		Laminate	A/B/C/D/F/K/L	G100470738	700008723	0528
60x24x47 / 23 <sup>5/8</sup> x9 <sup>1/2</sup> x18 <sup>1/2</sup>		Gloss lacquer	A/B/C/D/G/K/L	G100470915	700008732	0838
		Matt lacquer	A/B/C/D/G/K/L	G100470842	700008728	0761
		Wood	A/B/C/D/G/K/L	G100471201	700008736	1133
		Laminate	A/B/C/D/G/K/L	G100470727	700008724	0557
90x24x47 / 35 <sup>3/8</sup> x9 <sup>1/2</sup> x18 <sup>1/2</sup>		Gloss lacquer	A/B/C/D/H/K/L	G100470724	700008733	0977
		Matt lacquer	A/B/C/D/H/K/L	G100470851	700008729	0878
		Wood	A/B/C/D/H/K/L	G100470686	700008737	1336
		Laminate	A/B/C/D/H/K/L	G100470679	700008725	0625

## FREESTANDING UNIT MS-1041

DEPTH 47 CM / 18<sup>1/2</sup>"



36 / 14<sup>1/8</sup>



Low unit with 1 drawer.

Modulo basso con un 1 cassetto

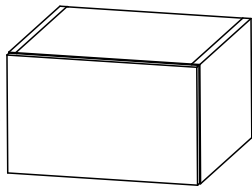
Низкий блок с 1 выдвижным ящиком.

MEASURES		BODY FINISHES	HANDLE	KEA	SAP	POINTS
30x36x47 / 11 <sup>3/4</sup> x14 <sup>1/8</sup> x18 <sup>1/2</sup>		Gloss lacquer	A/B/C/D/E/K/L	G100470848	700008746	0760
		Matt lacquer	A/B/C/D/E/K/L	G100471186	700008742	0698
		Wood	A/B/C/D/E/K/L	G100470768	700008750	1019
		Laminate	A/B/C/D/E/K/L	G100470676	700008738	0526
45x36x47 / 17 <sup>3/4</sup> x14 <sup>1/8</sup> x18 <sup>1/2</sup>		Gloss lacquer	A/B/C/D/F/K/L	G100470748	700008747	0836
		Matt lacquer	A/B/C/D/F/K/L	G100470953	700008743	0759
		Wood	A/B/C/D/F/K/L	G100471188	700008751	1125
		Laminate	A/B/C/D/F/K/L	G100470747	700008739	0551
60x36x47 / 23 <sup>5/8</sup> x14 <sup>1/8</sup> x18 <sup>1/2</sup>		Gloss lacquer	A/B/C/D/G/K/L	G100470682	700008748	0917
		Matt lacquer	A/B/C/D/G/K/L	G100470749	700008744	0825
		Wood	A/B/C/D/G/K/L	G100470989	700008752	1237
		Laminate	A/B/C/D/G/K/L	G100470846	700008740	0582
90x36x47 / 35 <sup>3/8</sup> x14 <sup>1/8</sup> x18 <sup>1/2</sup>		Gloss lacquer	A/B/C/D/H/K/L	G100470770	700008749	1056
		Matt lacquer	A/B/C/D/H/K/L	G100471190	700008745	0939
		Wood	A/B/C/D/H/K/L	G100470806	700008753	1454
		Laminate	A/B/C/D/H/K/L	G100470946	700008741	0658

MS

## FREESTANDING UNIT MS-1042

DEPTH 47 CM / 18 1/2"




48 / 18 7/8

Low unit with 1 drawer.

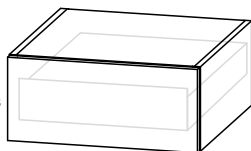
Modulo basso con un 1 cassetto

Низкий блок с 1 выдвижным ящиком.

MEASURES	(  )	BODY FINISHES	HANDLE	KEA	SAP	POINTS
30x48x47 / 11 3/4x18 7/8x18 1/2		Gloss lacquer	A/B/C/D/E/K/L	G100470804	700008762	0811
		Matt lacquer	A/B/C/D/E/K/L	G100471101	700008758	0738
		Wood	A/B/C/D/E/K/L	G100470761	700008766	1092
		Laminate	A/B/C/D/E/K/L	G100470742	700008754	0540
45x48x47 / 17 3/4x18 7/8x18 1/2		Gloss lacquer	A/B/C/D/F/K/L	G100470755	700008763	0895
		Matt lacquer	A/B/C/D/F/K/L	G100470736	700008759	0805
		Wood	A/B/C/D/F/K/L	G100470737	700008767	1206
		Laminate	A/B/C/D/F/K/L	G100471194	700008755	0565
60x48x47 / 23 5/8x18 7/8x18 1/2		Gloss lacquer	A/B/C/D/G/K/L	G100471143	700008764	0986
		Matt lacquer	A/B/C/D/G/K/L	G100471150	700008760	0879
		Wood	A/B/C/D/G/K/L	G100470871	700008768	1329
		Laminate	A/B/C/D/G/K/L	G100471066	700008756	0598
90x48x47 / 35 3/8x18 7/8x18 1/2		Gloss lacquer	A/B/C/D/H/K/L	G100471040	700008765	1142
		Matt lacquer	A/B/C/D/H/K/L	G100471108	700008761	1006
		Wood	A/B/C/D/H/K/L	G100470688	700008769	1569
		Laminate	A/B/C/D/H/K/L	G100471160	700008757	0683

## FREESTANDING UNIT MS-1043

DEPTH 47 CM / 18 1/2"




36 / 14 1/8

Low unit with 1 drawer. With inside drawer.

Modulo basso con un 1 cassetto Con cassetto interno.

Низкий блок с 1 выдвижным ящиком. С внутренним выдвижным ящиком.

MEASURES	(  )	BODY FINISHES	HANDLE	KEA	SAP	POINTS
30x36x47 / 11 3/4x14 1/8x18 1/2		Gloss lacquer	A/B/C/D/E/K/L	G100471253	700008778	0992
		Matt lacquer	A/B/C/D/E/K/L	G100470854	700008774	0930
		Wood	A/B/C/D/E/K/L	G100470951	700008782	1310
		Laminate	A/B/C/D/E/K/L	G100470696	700008770	0757
45x36x47 / 17 3/4x14 1/8x18 1/2		Gloss lacquer	A/B/C/D/F/K/L	G100470720	700008779	1088
		Matt lacquer	A/B/C/D/F/K/L	G100470788	700008775	1011
		Wood	A/B/C/D/F/K/L	G100470958	700008783	1443
		Laminate	A/B/C/D/F/K/L	G100470810	700008771	0804
60x36x47 / 23 5/8x14 1/8x18 1/2		Gloss lacquer	A/B/C/D/G/K/L	G100470855	700008780	1165
		Matt lacquer	A/B/C/D/G/K/L	G100470772	700008776	1075
		Wood	A/B/C/D/G/K/L	G100470769	700008784	1579
		Laminate	A/B/C/D/G/K/L	G100470817	700008772	0853
90x36x47 / 35 3/8x14 1/8x18 1/2		Gloss lacquer	A/B/C/D/H/K/L	G100470746	700008781	1371
		Matt lacquer	A/B/C/D/H/K/L	G100470818	700008777	1236
		Wood	A/B/C/D/H/K/L	G100471191	700008785	1851
		Laminate	A/B/C/D/H/K/L	G100470803	700008773	0973

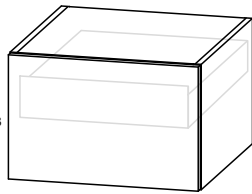
# next 47 / 18<sup>1/2</sup>

## FREESTANDING UNIT MS-1044

DEPTH 47 CM / 18<sup>1/2</sup>"



48 / 18<sup>7/8</sup>



Low unit with 1 drawer. With inside drawer.

Modulo basso con 1 cassetto. Con cassetto interno.

Низкий блок с 1 выдвижным ящиком. С внутренним выдвижным ящиком.

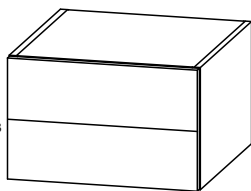
MEASURES		BODY FINISHES	HANDLE	KEA	SAP	POINTS
30x48x47 / 11 <sup>3/4</sup> x18 <sup>7/8</sup> x18 <sup>1/2</sup>		Gloss lacquer	A/B/C/D/E/K/L	G100470744	700008794	1049
		Matt lacquer	A/B/C/D/E/K/L	G100471174	700008790	0976
		Wood	A/B/C/D/E/K/L	G100470876	700008798	1392
		Laminate	A/B/C/D/E/K/L	G100470687	700008786	0778
45x48x47 / 17 <sup>3/4</sup> x18 <sup>7/8</sup> x18 <sup>1/2</sup>		Gloss lacquer	A/B/C/D/F/K/L	G100470757	700008795	1092
		Matt lacquer	A/B/C/D/F/K/L	G100470857	700008791	1025
		Wood	A/B/C/D/F/K/L	G100470841	700008799	1477
		Laminate	A/B/C/D/F/K/L	G100470671	700008787	0825
60x48x47 / 23 <sup>5/8</sup> x18 <sup>7/8</sup> x18 <sup>1/2</sup>		Gloss lacquer	A/B/C/D/G/K/L	G100471193	700008796	1176
		Matt lacquer	A/B/C/D/G/K/L	G100470759	700008792	1082
		Wood	A/B/C/D/G/K/L	G100471205	700008800	1590
		Laminate	A/B/C/D/G/K/L	G100471144	700008788	0878
90x48x47 / 35 <sup>3/8</sup> x18 <sup>7/8</sup> x18 <sup>1/2</sup>		Gloss lacquer	A/B/C/D/H/K/L	G100471213	700008797	1385
		Matt lacquer	A/B/C/D/H/K/L	G100470667	700008793	1246
		Wood	A/B/C/D/H/K/L	G100470820	700008801	1867
		Laminate	A/B/C/D/H/K/L	G100471166	700008789	1006

## FREESTANDING UNIT MS-1045

DEPTH 47 CM / 18<sup>1/2</sup>"



48 / 18<sup>7/8</sup>



Low unit with 2 drawers.

Modulo basso con 2 cassetti.

Низкий блок с 2 выдвижными ящиками.

MEASURES		BODY FINISHES	HANDLE	KEA	SAP	POINTS
30x48x47 / 11 <sup>3/4</sup> x18 <sup>7/8</sup> x18 <sup>1/2</sup>		Gloss lacquer	A/B/C/D/E/K/L	G100470773	700008810	1074
		Matt lacquer	A/B/C/D/E/K/L	G100471202	700008806	0985
		Wood	A/B/C/D/E/K/L	G100471219	700008814	1370
		Laminate	A/B/C/D/E/K/L	G100471009	700008802	0733
45x48x47 / 17 <sup>3/4</sup> x18 <sup>7/8</sup> x18 <sup>1/2</sup>		Gloss lacquer	A/B/C/D/F/K/L	G100470890	700008811	1130
		Matt lacquer	A/B/C/D/F/K/L	G100471097	700008807	1035
		Wood	A/B/C/D/F/K/L	G100470731	700008815	1493
		Laminate	A/B/C/D/F/K/L	G100471011	700008803	0770
60x48x47 / 23 <sup>5/8</sup> x18 <sup>7/8</sup> x18 <sup>1/2</sup>		Gloss lacquer	A/B/C/D/G/K/L	G100471015	700008812	1235
		Matt lacquer	A/B/C/D/G/K/L	G100471226	700008808	1124
		Wood	A/B/C/D/G/K/L	G100471157	700008816	1634
		Laminate	A/B/C/D/G/K/L	G100470843	700008804	0813
90x48x47 / 35 <sup>3/8</sup> x18 <sup>7/8</sup> x18 <sup>1/2</sup>		Gloss lacquer	A/B/C/D/H/K/L	G100470750	700008813	1460
		Matt lacquer	A/B/C/D/H/K/L	G100471292	700008809	1317
		Wood	A/B/C/D/H/K/L	G100470762	700008817	1933
		Laminate	A/B/C/D/H/K/L	G100471277	700008805	0927

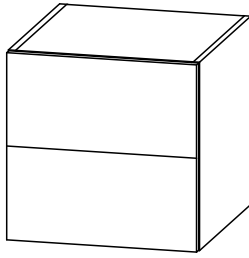
MS

## FREESTANDING UNIT MS-1046

DEPTH 47 CM / 18 1/2"




72 / 28 3/8



Low unit with 2 drawers.

Modulo basso con 2 cassetti.

Низкий блок с 2 выдвижными ящиками.

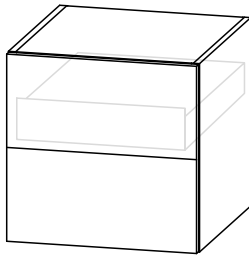
MEASURES	(  )	BODY FINISHES	HANDLE	KEA	SAP	POINTS
30x72x47 / 11 3/4x28 3/8x18 1/2		Gloss lacquer	A/B/C/D/E/K/L	G100470695	700008826	1146
		Matt lacquer	A/B/C/D/E/K/L	G100470777	700008822	1048
		Wood	A/B/C/D/E/K/L	G100471167	700008830	1525
		Laminate	A/B/C/D/E/K/L	G100470685	700008818	0784
45x72x47 / 17 3/4x28 3/8x18 1/2		Gloss lacquer	A/B/C/D/F/K/L	G100470896	700008827	1262
		Matt lacquer	A/B/C/D/F/K/L	G100471222	700008823	1143
		Wood	A/B/C/D/F/K/L	G100471168	700008831	1675
		Laminate	A/B/C/D/F/K/L	G100470807	700008819	0821
60x72x47 / 23 5/8x28 3/8x18 1/2		Gloss lacquer	A/B/C/D/G/K/L	G100471051	700008828	1396
		Matt lacquer	A/B/C/D/G/K/L	G100471010	700008824	1256
		Wood	A/B/C/D/G/K/L	G100470912	700008832	1846
		Laminate	A/B/C/D/G/K/L	G100470914	700008820	0877
90x72x47 / 35 3/8x28 3/8x18 1/2		Gloss lacquer	A/B/C/D/H/K/L	G100470827	700008829	1621
		Matt lacquer	A/B/C/D/H/K/L	G100470728	700008825	1445
		Wood	A/B/C/D/H/K/L	G100471270	700008833	2174
		Laminate	A/B/C/D/H/K/L	G100470861	700008821	1007

## FREESTANDING UNIT MS-1047

DEPTH 47 CM / 18 1/2"




72 / 28 3/8



Low unit with 2 drawers. With inside drawer.

Modulo basso con 2 cassetti. Con cassetto interno.

Низкий блок с 2 выдвижными ящиками. С внутренним выдвижным ящиком.

MEASURES	(  )	BODY FINISHES	HANDLE	KEA	SAP	POINTS
30x72x47 / 11 3/4x28 3/8x18 1/2		Gloss lacquer	A/B/C/D/E/K/L	G100471281	700008842	1407
		Matt lacquer	A/B/C/D/E/K/L	G100471198	700008838	1310
		Wood	A/B/C/D/E/K/L	G100470928	700008846	1855
		Laminate	A/B/C/D/E/K/L	G100471076	700008834	1045
45x72x47 / 17 3/4x28 3/8x18 1/2		Gloss lacquer	A/B/C/D/F/K/L	G100470763	700008843	1544
		Matt lacquer	A/B/C/D/F/K/L	G100470917	700008839	1425
		Wood	A/B/C/D/F/K/L	G100470756	700008847	2030
		Laminate	A/B/C/D/F/K/L	G100470941	700008835	1103
60x72x47 / 23 5/8x28 3/8x18 1/2		Gloss lacquer	A/B/C/D/G/K/L	G100470996	700008844	1697
		Matt lacquer	A/B/C/D/G/K/L	G100470884	700008840	1557
		Wood	A/B/C/D/G/K/L	G100470833	700008848	2225
		Laminate	A/B/C/D/G/K/L	G100470672	700008836	1178
90x72x47 / 35 3/8x28 3/8x18 1/2		Gloss lacquer	A/B/C/D/H/K/L	G100470758	700008845	1965
		Matt lacquer	A/B/C/D/H/K/L	G100471216	700008841	1790
		Wood	A/B/C/D/H/K/L	G100471240	700008849	2607
		Laminate	A/B/C/D/H/K/L	G100470921	700008837	1351



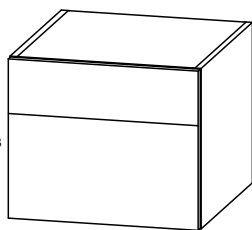
# next 47 / 18<sup>1/2</sup>

## FREESTANDING UNIT MS-1048

DEPTH 47 CM / 18<sup>1/2</sup>"




60 / 23<sup>5/8</sup>



Low unit with 2 drawers.

Modulo basso con 2 cassetti.

Низкий блок с 2 выдвижными ящиками.

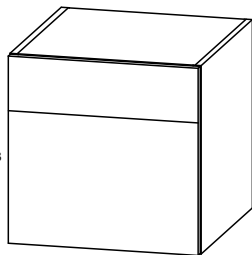
MEASURES	(  )	BODY FINISHES	HANDLE	KEA	SAP	POINTS
30x60x47 / 11 <sup>3/4</sup> x23 <sup>5/8</sup> x18 <sup>1/2</sup>		Gloss lacquer	A/B/C/D/E/K/L	G100471221	700008858	1140
		Matt lacquer	A/B/C/D/E/K/L	G100470760	700008854	1046
		Wood	A/B/C/D/E/K/L	G100470786	700008862	1486
		Laminate	A/B/C/D/E/K/L	G100470754	700008850	0784
45x60x47 / 17 <sup>3/4</sup> x23 <sup>5/8</sup> x18 <sup>1/2</sup>		Gloss lacquer	A/B/C/D/F/K/L	G100470998	700008859	1226
		Matt lacquer	A/B/C/D/F/K/L	G100471176	700008855	1119
		Wood	A/B/C/D/F/K/L	G100470730	700008863	1622
		Laminate	A/B/C/D/F/K/L	G100471200	700008851	0837
60x60x47 / 23 <sup>5/8</sup> x23 <sup>5/8</sup> x18 <sup>1/2</sup>		Gloss lacquer	A/B/C/D/G/K/L	G100470875	700008860	1348
		Matt lacquer	A/B/C/D/G/K/L	G100470910	700008856	1221
		Wood	A/B/C/D/G/K/L	G100470852	700008864	1780
		Laminate	A/B/C/D/G/K/L	G100471014	700008852	0890
90x60x47 / 35 <sup>3/8</sup> x23 <sup>5/8</sup> x18 <sup>1/2</sup>		Gloss lacquer	A/B/C/D/H/K/L	G100471034	700008861	1569
		Matt lacquer	A/B/C/D/H/K/L	G100470847	700008857	1408
		Wood	A/B/C/D/H/K/L	G100471077	700008865	2089
		Laminate	A/B/C/D/H/K/L	G100470937	700008853	1030

## FREESTANDING UNIT MS-1049

DEPTH 47 CM / 18<sup>1/2</sup>"




72 / 28<sup>3/8</sup>



Low unit with 2 drawers.

Modulo basso con 2 cassetti.

Низкий блок с 2 выдвижными ящиками.

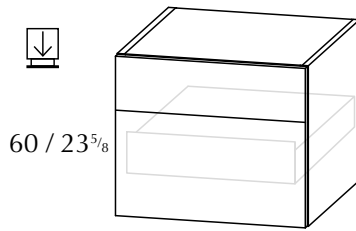
MEASURES	(  )	BODY FINISHES	HANDLE	KEA	SAP	POINTS
30x72x47 / 11 <sup>3/4</sup> x28 <sup>3/8</sup> x18 <sup>1/2</sup>		Gloss lacquer	A/B/C/D/E/K/L	G100470907	700008874	1182
		Matt lacquer	A/B/C/D/E/K/L	G100470947	700008870	1080
		Wood	A/B/C/D/E/K/L	G100471210	700008878	1550
		Laminate	A/B/C/D/E/K/L	G100471211	700008866	0804
45x72x47 / 17 <sup>3/4</sup> x28 <sup>3/8</sup> x18 <sup>1/2</sup>		Gloss lacquer	A/B/C/D/F/K/L	G100471171	700008875	1276
		Matt lacquer	A/B/C/D/F/K/L	G100470721	700008871	1159
		Wood	A/B/C/D/F/K/L	G100470949	700008879	1695
		Laminate	A/B/C/D/F/K/L	G100470692	700008867	0859
60x72x47 / 23 <sup>5/8</sup> x28 <sup>3/8</sup> x18 <sup>1/2</sup>		Gloss lacquer	A/B/C/D/G/K/L	G100470964	700008876	1406
		Matt lacquer	A/B/C/D/G/K/L	G100470898	700008872	1268
		Wood	A/B/C/D/G/K/L	G100471246	700008880	1861
		Laminate	A/B/C/D/G/K/L	G100470823	700008868	0923
90x72x47 / 35 <sup>3/8</sup> x28 <sup>3/8</sup> x18 <sup>1/2</sup>		Gloss lacquer	A/B/C/D/H/K/L	G100471164	700008877	1640
		Matt lacquer	A/B/C/D/H/K/L	G100470865	700008873	1467
		Wood	A/B/C/D/H/K/L	G100470897	700008881	2186
		Laminate	A/B/C/D/H/K/L	G100471245	700008869	1063

MS



## FREESTANDING UNIT MS-1050

DEPTH 47 CM / 18<sup>1</sup>/<sub>2</sub>"



Low unit with 2 drawers. With inside drawer.

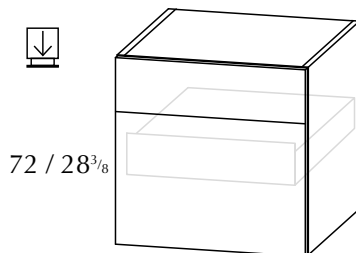
Modulo basso con 2 cassetti. Con cassetto interno.

Низкий блок с 2 выдвижными ящиками. С внутренним выдвижным ящиком.

MEASURES	()	BODY FINISHES	HANDLE	KEA	SAP	POINTS
30x60x47 / 11 <sup>3</sup> / <sub>4</sub> x23 <sup>5</sup> / <sub>8</sub> x18 <sup>1</sup> / <sub>2</sub>		Gloss lacquer	A/B/C/D/E/K/L	G100471199	700008890	1372
		Matt lacquer	A/B/C/D/E/K/L	G100470882	700008886	1278
		Wood	A/B/C/D/E/K/L	G100470966	700008894	1777
		Laminate	A/B/C/D/E/K/L	G100470785	700008882	1015
45x60x47 / 17 <sup>3</sup> / <sub>4</sub> x23 <sup>5</sup> / <sub>8</sub> x18 <sup>1</sup> / <sub>2</sub>		Gloss lacquer	A/B/C/D/F/K/L	G100471181	700008891	1479
		Matt lacquer	A/B/C/D/F/K/L	G100470997	700008887	1371
		Wood	A/B/C/D/F/K/L	G100470796	700008895	1940
		Laminate	A/B/C/D/F/K/L	G100470849	700008883	1073
60x60x47 / 23 <sup>5</sup> / <sub>8</sub> x23 <sup>5</sup> / <sub>8</sub> x18 <sup>1</sup> / <sub>2</sub>		Gloss lacquer	A/B/C/D/G/K/L	G100470862	700008892	1620
		Matt lacquer	A/B/C/D/G/K/L	G100471273	700008888	1493
		Wood	A/B/C/D/G/K/L	G100470889	700008896	2122
		Laminate	A/B/C/D/G/K/L	G100470935	700008884	1144
90x60x47 / 35 <sup>3</sup> / <sub>8</sub> x23 <sup>5</sup> / <sub>8</sub> x18 <sup>1</sup> / <sub>2</sub>		Gloss lacquer	A/B/C/D/H/K/L	G100470774	700008893	1883
		Matt lacquer	A/B/C/D/H/K/L	G100470988	700008889	1723
		Wood	A/B/C/D/H/K/L	G100471008	700008897	2486
		Laminate	A/B/C/D/H/K/L	G100470920	700008885	1305

## FREESTANDING UNIT MS-1051

DEPTH 47 CM / 18<sup>1</sup>/<sub>2</sub>"



Low unit with 2 drawers. With inside drawer.

Modulo basso con 2 cassetti. Con cassetto interno.

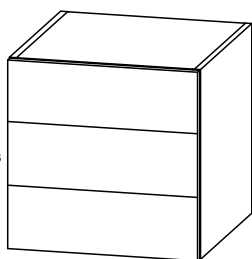
Низкий блок с 2 выдвижными ящиками. С внутренним выдвижным ящиком.

MEASURES	()	BODY FINISHES	HANDLE	KEA	SAP	POINTS
30x72x47 / 11 <sup>3</sup> / <sub>4</sub> x28 <sup>3</sup> / <sub>8</sub> x18 <sup>1</sup> / <sub>2</sub>		Gloss lacquer	A/B/C/D/E/K/L	G100470872	700008906	1426
		Matt lacquer	A/B/C/D/E/K/L	G100470735	700008902	1323
		Wood	A/B/C/D/E/K/L	G100470816	700008910	1856
		Laminate	A/B/C/D/E/K/L	G100470752	700008898	1043
45x72x47 / 17 <sup>3</sup> / <sub>4</sub> x28 <sup>3</sup> / <sub>8</sub> x18 <sup>1</sup> / <sub>2</sub>		Gloss lacquer	A/B/C/D/F/K/L	G100470866	700008907	1544
		Matt lacquer	A/B/C/D/F/K/L	G100470789	700008903	1425
		Wood	A/B/C/D/F/K/L	G100470751	700008911	2030
		Laminate	A/B/C/D/F/K/L	G100471248	700008899	1103
60x72x47 / 23 <sup>5</sup> / <sub>8</sub> x28 <sup>3</sup> / <sub>8</sub> x18 <sup>1</sup> / <sub>2</sub>		Gloss lacquer	A/B/C/D/G/K/L	G100470894	700008908	1697
		Matt lacquer	A/B/C/D/G/K/L	G100470873	700008904	1557
		Wood	A/B/C/D/G/K/L	G100471018	700008912	2225
		Laminate	A/B/C/D/G/K/L	G100470869	700008900	1178
90x72x47 / 35 <sup>3</sup> / <sub>8</sub> x28 <sup>3</sup> / <sub>8</sub> x18 <sup>1</sup> / <sub>2</sub>		Gloss lacquer	A/B/C/D/H/K/L	G100470971	700008909	1976
		Matt lacquer	A/B/C/D/H/K/L	G100471179	700008905	1800
		Wood	A/B/C/D/H/K/L	G100471004	700008913	2608
		Laminate	A/B/C/D/H/K/L	G100470868	700008901	1347

# next 47 / 18<sup>1/2</sup>

## FREESTANDING UNIT MS-1052

DEPTH 47 CM / 18<sup>1/2</sup>"



72 / 28<sup>3/8</sup>

Low unit with 3 drawers.

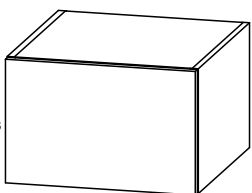
Modulo basso con 3 cassetti.

Низкий блок с 3 выдвигаемыми ящиками.

MEASURES	()	BODY FINISHES	HANDLE	KEA	SAP	POINTS
30x72x47 / 11 <sup>3/4</sup> x28 <sup>3/8</sup> x18 <sup>1/2</sup>		Gloss lacquer	A/B/C/D/E/K/L	G100470819	700008922	1420
		Matt lacquer	A/B/C/D/E/K/L	G100471239	700008918	1303
		Wood	A/B/C/D/E/K/L	G100470741	700008926	1831
		Laminate	A/B/C/D/E/K/L	G100470936	700008914	0968
45x72x47 / 17 <sup>3/4</sup> x28 <sup>3/8</sup> x18 <sup>1/2</sup>		Gloss lacquer	A/B/C/D/F/K/L	G100470874	700008923	1489
		Matt lacquer	A/B/C/D/F/K/L	G100471290	700008919	1366
		Wood	A/B/C/D/F/K/L	G100470901	700008927	1952
		Laminate	A/B/C/D/F/K/L	G100470963	700008915	1018
60x72x47 / 23 <sup>5/8</sup> x28 <sup>3/8</sup> x18 <sup>1/2</sup>		Gloss lacquer	A/B/C/D/G/K/L	G100471107	700008924	1636
		Matt lacquer	A/B/C/D/G/K/L	G100470863	700008920	1492
		Wood	A/B/C/D/G/K/L	G100470883	700008928	2138
		Laminate	A/B/C/D/G/K/L	G100470948	700008916	1083
90x72x47 / 35 <sup>3/8</sup> x28 <sup>3/8</sup> x18 <sup>1/2</sup>		Gloss lacquer	A/B/C/D/H/K/L	G100471299	700008925	1941
		Matt lacquer	A/B/C/D/H/K/L	G100470961	700008921	1758
		Wood	A/B/C/D/H/K/L	G100471184	700008929	2529
		Laminate	A/B/C/D/H/K/L	G100470945	700008917	1238

## FREESTANDING UNIT MS-1053

DEPTH 47 CM / 18<sup>1/2</sup>"



48 / 18<sup>7/8</sup>

Low unit with door.

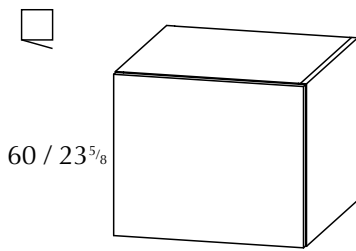
Modulo basso con anta.

Низкий блок с дверцей.

MEASURES	()	BODY FINISHES	HANDLE	OPEN.	KEA	SAP	POINTS
30x48x47 / 11 <sup>3/4</sup> x18 <sup>7/8</sup> x18 <sup>1/2</sup>		Gloss lacquer	A/B/C/D/E/K/L	DX/SX	G100471020	700008936	0670
		Matt lacquer	A/B/C/D/E/K/L	DX/SX	G100470706	700008933	0597
		Wood	A/B/C/D/E/K/L	DX/SX	G100470911	700008939	0915
		Laminate	A/B/C/D/E/K/L	DX/SX	G100471283	700008930	0401
45x48x47 / 17 <sup>3/4</sup> x18 <sup>7/8</sup> x18 <sup>1/2</sup>		Gloss lacquer	A/B/C/D/F/K/L	DX/SX	G100470870	700008937	0752
		Matt lacquer	A/B/C/D/F/K/L	DX/SX	G100470740	700008934	0662
		Wood	A/B/C/D/F/K/L	DX/SX	G100470993	700008940	1026
		Laminate	A/B/C/D/F/K/L	DX/SX	G100470922	700008931	0425

## FREESTANDING UNIT MS-1054

DEPTH 47 CM / 18<sup>1</sup>/<sub>2</sub>"

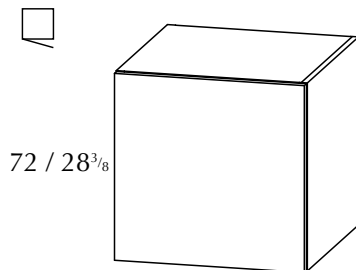


Low unit with door.  
Modulo basso con anta.  
Низкий блок с дверцей.

MEASURES	(xx)	BODY FINISHES	HANDLE	OPEN.	KEA	SAP	POINTS
30x60x47 / 11 <sup>3</sup> / <sub>4</sub> x23 <sup>5</sup> / <sub>8</sub> x18 <sup>1</sup> / <sub>2</sub>		Gloss lacquer	A/B/C/D/E/K/L	DX/SX	G100470662	700008948	0719
		Matt lacquer	A/B/C/D/E/K/L	DX/SX	G100471263	700008945	0635
		Wood	A/B/C/D/E/K/L	DX/SX	G100471266	700008951	0985
		Laminate	A/B/C/D/E/K/L	DX/SX	G100471047	700008942	0413
45x60x47 / 17 <sup>3</sup> / <sub>4</sub> x23 <sup>5</sup> / <sub>8</sub> x18 <sup>1</sup> / <sub>2</sub>		Gloss lacquer	A/B/C/D/F/K/L	DX/SX	G100470715	700008949	0811
		Matt lacquer	A/B/C/D/F/K/L	DX/SX	G100470939	700008946	0708
		Wood	A/B/C/D/F/K/L	DX/SX	G100470940	700008952	1108
		Laminate	A/B/C/D/F/K/L	DX/SX	G100471279	700008943	0439
60x60x47 / 23 <sup>5</sup> / <sub>8</sub> x23 <sup>5</sup> / <sub>8</sub> x18 <sup>1</sup> / <sub>2</sub>		Gloss lacquer	A/B/C/D/G/K/L	DX/SX	G100470952	700008950	0891
		Matt lacquer	A/B/C/D/G/K/L	DX/SX	G100471298	700008947	0770
		Wood	A/B/C/D/G/K/L	DX/SX	G100470776	700008953	1234
		Laminate	A/B/C/D/G/K/L	DX/SX	G100470799	700008944	0481

## FREESTANDING UNIT MS-1055

DEPTH 47 CM / 18<sup>1</sup>/<sub>2</sub>"



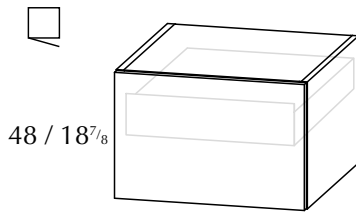
Low unit with door.  
Modulo basso con anta.  
Низкий блок с дверцей.

MEASURES	(xx)	BODY FINISHES	HANDLE	OPEN.	KEA	SAP	POINTS
30x72x47 / 11 <sup>3</sup> / <sub>4</sub> x28 <sup>3</sup> / <sub>8</sub> x18 <sup>1</sup> / <sub>2</sub>		Gloss lacquer	A/B/C/D/E/K/L	DX/SX	G100470900	700008960	0765
		Matt lacquer	A/B/C/D/E/K/L	DX/SX	G100471303	700008957	0672
		Wood	A/B/C/D/E/K/L	DX/SX	G100471079	700008963	1055
		Laminate	A/B/C/D/E/K/L	DX/SX	G100471006	700008954	0432
45x72x47 / 17 <sup>3</sup> / <sub>4</sub> x28 <sup>3</sup> / <sub>8</sub> x18 <sup>1</sup> / <sub>2</sub>		Gloss lacquer	A/B/C/D/F/K/L	DX/SX	G100470887	700008961	0847
		Matt lacquer	A/B/C/D/F/K/L	DX/SX	G100470832	700008958	0735
		Wood	A/B/C/D/F/K/L	DX/SX	G100471038	700008964	1179
		Laminate	A/B/C/D/F/K/L	DX/SX	G100470919	700008955	0463
60x72x47 / 23 <sup>5</sup> / <sub>8</sub> x28 <sup>3</sup> / <sub>8</sub> x18 <sup>1</sup> / <sub>2</sub>		Gloss lacquer	A/B/C/D/G/K/L	DX/SX	G100470813	700008962	0951
		Matt lacquer	A/B/C/D/G/K/L	DX/SX	G100471278	700008959	0818
		Wood	A/B/C/D/G/K/L	DX/SX	G100470933	700008965	1319
		Laminate	A/B/C/D/G/K/L	DX/SX	G100471013	700008956	0502

# next 47 / 18<sup>1</sup>/<sub>2</sub>

## FREESTANDING UNIT MS-1056


DEPTH 47 CM / 18<sup>1</sup>/<sub>2</sub>"



Low unit with door. With inside drawer.

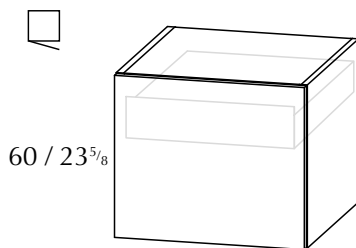
Modulo basso con anta. Con cassetto interno.

Низкий блок с дверцей. С внутренним выдвижным ящиком.

MEASURES	(  )	BODY FINISHES	HANDLE	OPEN.	KEA	SAP	POINTS
30x48x47 / 11 <sup>3</sup> / <sub>4</sub> x18 <sup>7</sup> / <sub>8</sub> x18 <sup>1</sup> / <sub>2</sub>		Gloss lacquer	A/B/C/D/E/K/L	DX/SX	G100471252	700008972	0894
		Matt lacquer	A/B/C/D/E/K/L	DX/SX	G100471265	700008969	0820
		Wood	A/B/C/D/E/K/L	DX/SX	G100470726	700008975	1197
		Laminate	A/B/C/D/E/K/L	DX/SX	G100470954	700008966	0623
45x48x47 / 17 <sup>3</sup> / <sub>4</sub> x18 <sup>7</sup> / <sub>8</sub> x18 <sup>1</sup> / <sub>2</sub>		Gloss lacquer	A/B/C/D/F/K/L	DX/SX	G100470783	700008973	0994
		Matt lacquer	A/B/C/D/F/K/L	DX/SX	G100470923	700008970	0903
		Wood	A/B/C/D/F/K/L	DX/SX	G100470916	700008976	1331
		Laminate	A/B/C/D/F/K/L	DX/SX	G100470753	700008967	0664

## FREESTANDING UNIT MS-1057

DEPTH 47 CM / 18<sup>1</sup>/<sub>2</sub>"



Low unit with door. With inside drawer.

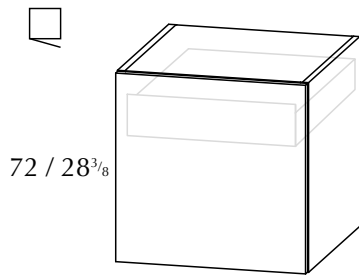
Modulo basso con anta. Con cassetto interno.

Низкий блок с дверцей. С внутренним выдвижным ящиком.

MEASURES	(  )	BODY FINISHES	HANDLE	OPEN.	KEA	SAP	POINTS
30x60x47 / 11 <sup>3</sup> / <sub>4</sub> x23 <sup>5</sup> / <sub>8</sub> x18 <sup>1</sup> / <sub>2</sub>		Gloss lacquer	A/B/C/D/E/K/L	DX/SX	G100471271	700008984	0965
		Matt lacquer	A/B/C/D/E/K/L	DX/SX	G100471284	700008981	0880
		Wood	A/B/C/D/E/K/L	DX/SX	G100471297	700008987	1295
		Laminate	A/B/C/D/E/K/L	DX/SX	G100470805	700008978	0659
45x60x47 / 17 <sup>3</sup> / <sub>4</sub> x23 <sup>5</sup> / <sub>8</sub> x18 <sup>1</sup> / <sub>2</sub>		Gloss lacquer	A/B/C/D/F/K/L	DX/SX	G100470957	700008985	1078
		Matt lacquer	A/B/C/D/F/K/L	DX/SX	G100471268	700008982	0975
		Wood	A/B/C/D/F/K/L	DX/SX	G100470797	700008988	1444
		Laminate	A/B/C/D/F/K/L	DX/SX	G100471267	700008979	0706
60x60x47 / 23 <sup>5</sup> / <sub>8</sub> x23 <sup>5</sup> / <sub>8</sub> x18 <sup>1</sup> / <sub>2</sub>		Gloss lacquer	A/B/C/D/G/K/L	DX/SX	G100470709	700008986	1149
		Matt lacquer	A/B/C/D/G/K/L	DX/SX	G100470718	700008983	1036
		Wood	A/B/C/D/G/K/L	DX/SX	G100470825	700008989	1549
		Laminate	A/B/C/D/G/K/L	DX/SX	G100470885	700008980	0758

## FREESTANDING UNIT MS-1058

DEPTH 47 CM / 18<sup>1</sup>/<sub>2</sub>"



Low unit with door. With inside drawer.

Modulo basso con anta. Con cassetto interno.

Низкий блок с дверцей. С внутренним выдвижным ящиком.

MEASURES	(xx)	BODY FINISHES	HANDLE	OPEN.	KEA	SAP	POINTS
30x72x47 / 11 <sup>3</sup> / <sub>4</sub> x28 <sup>3</sup> / <sub>8</sub> x18 <sup>1</sup> / <sub>2</sub>		Gloss lacquer	A/B/C/D/E/K/L	DX/SX	G100470995	700008996	1012
		Matt lacquer	A/B/C/D/E/K/L	DX/SX	G100470809	700008993	0919
		Wood	A/B/C/D/E/K/L	DX/SX	G100470962	700008999	1365
		Laminate	A/B/C/D/E/K/L	DX/SX	G100470978	700008990	0679
45x72x47 / 17 <sup>3</sup> / <sub>4</sub> x28 <sup>3</sup> / <sub>8</sub> x18 <sup>1</sup> / <sub>2</sub>		Gloss lacquer	A/B/C/D/F/K/L	DX/SX	G100470984	700008997	1116
		Matt lacquer	A/B/C/D/F/K/L	DX/SX	G100470991	700008994	1003
		Wood	A/B/C/D/F/K/L	DX/SX	G100470712	700009000	1518
		Laminate	A/B/C/D/F/K/L	DX/SX	G100471019	700008991	0733
60x72x47 / 23 <sup>5</sup> / <sub>8</sub> x28 <sup>3</sup> / <sub>8</sub> x18 <sup>1</sup> / <sub>2</sub>		Gloss lacquer	A/B/C/D/G/K/L	DX/SX	G100471302	700008998	1187
		Matt lacquer	A/B/C/D/G/K/L	DX/SX	G100471208	700008995	1065
		Wood	A/B/C/D/G/K/L	DX/SX	G100470778	700009001	1624
		Laminate	A/B/C/D/G/K/L	DX/SX	G100470965	700008992	0786



Base.  
Available in all the finishes belonging to the range but in laminate.

Pedana.  
Disponibile in tutte le finiture della serie ad eccezione dei laminati.

Основание.  
Предлагается во всех вариантах отделки, имеющихся в ассортименте, кроме ламината.


MEASURES	BODY FINISHES	KEA	SAP	POINTS
30x2,5x45 / 11 <sup>3/4</sup> x1x17 <sup>3/4</sup>	Gloss lacquer	G100470366	700009430	0090
	Matt lacquer	G100470389	700009422	0080
	Wood	G100470353	700009438	0132
60x2,5x45 / 23 <sup>5/8</sup> x1x17 <sup>3/4</sup>	Gloss lacquer	G100470307	700009431	0121
	Matt lacquer	G100470326	700009423	0102
	Wood	G100470426	700009439	0189
90x2,5x45 / 35 <sup>3/8</sup> x1x17 <sup>3/4</sup>	Gloss lacquer	G100470359	700009432	0150
	Matt lacquer	G100470428	700009424	0124
	Wood	G100470421	700009440	0243
120x2,5x45 / 47 <sup>1/4</sup> x1x17 <sup>3/4</sup>	Gloss lacquer	G100470314	700009433	0185
	Matt lacquer	G100470407	700009425	0151
	Wood	G100470301	700009441	0305
150x2,5x45 / 59x1x17 <sup>3/4</sup>	Gloss lacquer	G100470328	700009434	0230
	Matt lacquer	G100470400	700009426	0190
	Wood	G100470415	700009442	0367
180x2,5x45 / 70 <sup>7/8</sup> x1x17 <sup>3/4</sup>	Gloss lacquer	G100470395	700009435	0266
	Matt lacquer	G100470406	700009427	0218
	Wood	G100470374	700009443	0427
210x2,5x45 / 82 <sup>5/8</sup> x1x17 <sup>3/4</sup>	Gloss lacquer	G100470394	700009436	0300
	Matt lacquer	G100470410	700009428	0249
	Wood	G100470365	700009444	0480
240x2,5x45 / 94 <sup>1/2</sup> x1x17 <sup>3/4</sup>	Gloss lacquer	G100470382	700009437	0330
	Matt lacquer	G100470388	700009429	0272
	Wood	G100470409	700009445	0532



Base.

Pedana.

Основание.

MEASURES	(  )	BODY FINISHES	KEA	SAP	POINTS
30x14,5x45 / 11 <sup>3</sup> / <sub>4</sub> x5 <sup>3</sup> / <sub>4</sub> x17 <sup>3</sup> / <sub>4</sub>		Gloss lacquer	G100470386	700009462	0260
		Matt lacquer	G100470401	700009454	0227
		Wood	G100470413	700009470	0372
		Laminate	G100470422	700009446	0162
60x14,5x45 / 23 <sup>5</sup> / <sub>8</sub> x5 <sup>3</sup> / <sub>4</sub> x17 <sup>3</sup> / <sub>4</sub>		Gloss lacquer	G100470393	700009463	0331
		Matt lacquer	G100470405	700009455	0284
		Wood	G100470423	700009471	0485
		Laminate	G100470402	700009447	0201
90x14,5x45 / 35 <sup>3</sup> / <sub>8</sub> x5 <sup>3</sup> / <sub>4</sub> x17 <sup>3</sup> / <sub>4</sub>		Gloss lacquer	G100470408	700009464	0396
		Matt lacquer	G100470363	700009456	0343
		Wood	G100470351	700009472	0593
		Laminate	G100470338	700009448	0247
120x14,5x45 / 47 <sup>1</sup> / <sub>4</sub> x5 <sup>3</sup> / <sub>4</sub> x17 <sup>3</sup> / <sub>4</sub>		Gloss lacquer	G100470390	700009465	0443
		Matt lacquer	G100470425	700009457	0379
		Wood	G100470414	700009473	0679
		Laminate	G100470427	700009449	0268
150x14,5x45 / 59x5 <sup>3</sup> / <sub>4</sub> x17 <sup>3</sup> / <sub>4</sub>		Gloss lacquer	G100470391	700009466	0525
		Matt lacquer	G100470348	700009458	0451
		Wood	G100470411	700009474	0793
		Laminate	G100470417	700009450	0312
180x14,5x45 / 70 <sup>7</sup> / <sub>8</sub> x5 <sup>3</sup> / <sub>4</sub> x17 <sup>3</sup> / <sub>4</sub>		Gloss lacquer	G100470419	700009467	0573
		Matt lacquer	G100470368	700009459	0489
		Wood	G100470385	700009475	0877
		Laminate	G100470404	700009451	0333
210x14,5x45 / 82 <sup>5</sup> / <sub>8</sub> x5 <sup>3</sup> / <sub>4</sub> x17 <sup>3</sup> / <sub>4</sub>		Gloss lacquer	G100470343	700009468	0644
		Matt lacquer	G100470424	700009460	0555
		Wood	G100470372	700009476	0984
		Laminate	G100470358	700009452	0377
240x14,5x45 / 94 <sup>1</sup> / <sub>2</sub> x5 <sup>3</sup> / <sub>4</sub> x17 <sup>3</sup> / <sub>4</sub>		Gloss lacquer	G100470344	700009469	0685
		Matt lacquer	G100470371	700009461	0588
		Wood	G100470398	700009477	1060
		Laminate	G100470416	700009453	0396






Decorative panelling.  
Pannelli.  
Декоративные панели.

MEASURES	(  )	BODY FINISHES	KEA	SAP	POINTS
00-46x1,9x48 / 0-18 <sup>1</sup> / <sub>8</sub> x0 <sup>3</sup> / <sub>4</sub> x18 <sup>7</sup> / <sub>8</sub>		Gloss lacquer	G100471611	700010622	0174
		Matt lacquer	G100471604	700010623	0153
		Wood	G100471619	700010625	0241
		Laminate	G100471625	700010624	0046
46,1-76x1,9x48 / 18 <sup>1</sup> / <sub>8</sub> -29 <sup>7</sup> / <sub>8</sub> x0 <sup>3</sup> / <sub>4</sub> x18 <sup>7</sup> / <sub>8</sub>		Gloss lacquer	G100471649	700010670	0237
		Matt lacquer	G100471632	700010671	0205
		Wood	G100471652	700010673	0329
		Laminate	G100471623	700010672	0060
76,1-106x1,9x48 / 30-41 <sup>3</sup> / <sub>4</sub> x0 <sup>3</sup> / <sub>4</sub> x18 <sup>7</sup> / <sub>8</sub>		Gloss lacquer	G100471653	700010678	0301
		Matt lacquer	G100471612	700010679	0259
		Wood	G100471633	700010681	0417
		Laminate	G100471650	700010680	0072
106,1-136x1,9x48 / 41 <sup>3</sup> / <sub>4</sub> -53 <sup>1</sup> / <sub>2</sub> x0 <sup>3</sup> / <sub>4</sub> x18 <sup>7</sup> / <sub>8</sub>		Gloss lacquer	G100471605	700010630	0408
		Matt lacquer	G100471637	700010631	0357
		Wood	G100471635	700010633	0566
		Laminate	G100471600	700010632	0086
136,1-166x1,9x48 / 53 <sup>5</sup> / <sub>8</sub> -65 <sup>3</sup> / <sub>8</sub> x0 <sup>3</sup> / <sub>4</sub> x18 <sup>7</sup> / <sub>8</sub>		Gloss lacquer	G100471648	700010638	0476
		Matt lacquer	G100471608	700010639	0414
		Wood	G100471622	700010641	0660
		Laminate	G100471599	700010640	0095
166,1-196x1,9x48 / 65 <sup>3</sup> / <sub>8</sub> -77 <sup>1</sup> / <sub>8</sub> x0 <sup>3</sup> / <sub>4</sub> x18 <sup>7</sup> / <sub>8</sub>		Gloss lacquer	G100471628	700010646	0533
		Matt lacquer	G100471620	700010647	0455
		Wood	G100471606	700010649	0738
		Laminate	G100471660	700010648	0113
196,1-226x1,9x48 / 77 <sup>1</sup> / <sub>4</sub> -89x0 <sup>3</sup> / <sub>4</sub> x18 <sup>7</sup> / <sub>8</sub>		Gloss lacquer	G100471641	700010654	0599
		Matt lacquer	G100471629	700010655	0510
		Wood	G100471626	700010657	0830
		Laminate	G100471642	700010656	0125
226,1-240,4x1,9x48 / 89-94 <sup>5</sup> / <sub>8</sub> x0 <sup>3</sup> / <sub>4</sub> x18 <sup>7</sup> / <sub>8</sub>		Gloss lacquer	G100471636	700010662	0642
		Matt lacquer	G100471656	700010663	0548
		Wood	G100471616	700010665	0890
		Laminate	G100471658	700010664	0143

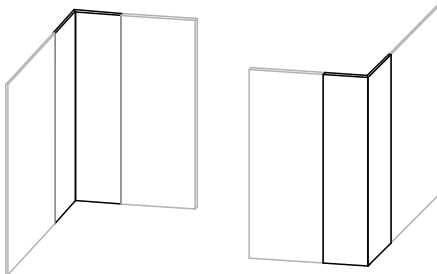
## FRONT FILLER PIECE



Front filler piece.  
Riempimento.  
Подкладка фасада.

MEASURES		BODY FINISHES	KEA	SAP	POINTS
20x00-36x1,9 / 7 <sup>7/8</sup> x0-14 <sup>1/8</sup> x0 <sup>3/4</sup>		Gloss lacquer	G100471576	700010590	0109
		Matt lacquer	G100471573	700010591	0096
		Wood	G100471572	700010593	0151
		Laminate	G100471582	700010592	0038
20x36,1-72x1,9 / 7 <sup>7/8</sup> x14 <sup>1/4</sup> -28 <sup>3/8</sup> x0 <sup>3/4</sup>		Gloss lacquer	G100471584	700010602	0143
		Matt lacquer	G100471586	700010603	0128
		Wood	G100471578	700010605	0198
		Laminate	G100471585	700010604	0046
20x72,1-108x1,9 / 7 <sup>7/8</sup> x28 <sup>3/8</sup> -42 <sup>1/2</sup> x0 <sup>3/4</sup>		Gloss lacquer	G100471580	700010606	0185
		Matt lacquer	G100471574	700010607	0164
		Wood	G100471593	700010609	0257
		Laminate	G100471589	700010608	0052
20x108,1-144x1,9 / 7 <sup>7/8</sup> x42 <sup>1/2</sup> -56 <sup>3/4</sup> x0 <sup>3/4</sup>		Gloss lacquer	G100471579	700010594	0228
		Matt lacquer	G100471577	700010595	0202
		Wood	G100471575	700010597	0316
		Laminate	G100471594	700010596	0061
20x144,1-180x1,9 / 7 <sup>7/8</sup> x56 <sup>3/4</sup> -70 <sup>7/8</sup> x0 <sup>3/4</sup>		Gloss lacquer	G100471591	700010598	0257
		Matt lacquer	G100471588	700010599	0225
		Wood	G100471571	700010601	0357
		Laminate	G100471570	700010600	0068

## FRONT FILLER PIECE



Front filler piece.  
Riempimento.  
Подкладка фасада.



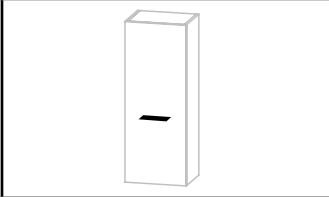

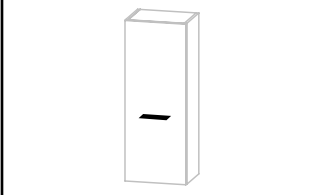

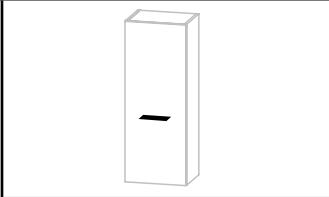



MEASURES		BODY FINISHES	KEA	SAP	POINTS
7x00-36x7 / 2 <sup>3/4</sup> x0-14 <sup>1/8</sup> x2 <sup>3/4</sup>		Gloss lacquer	G100471581	700010610	0109
		Matt lacquer	G100471583	700010611	0096
		Wood	G100471597	700010613	0151
		Laminate	G100471607	700010612	0038
7x36,1-72x7 / 2 <sup>3/4</sup> x14 <sup>1/4</sup> -28 <sup>3/8</sup> x2 <sup>3/4</sup>		Gloss lacquer	G100471592	700010614	0143
		Matt lacquer	G100471595	700010615	0128
		Wood	G100471587	700010617	0218
		Laminate	G100471603	700010616	0046



# Tall cabinet

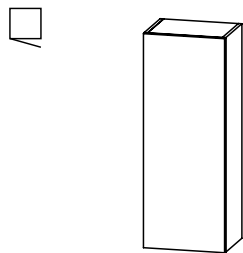
## Colonna

### Высокий шкаф

HANDLE A (PUSH)	OPTION			
	A			
HANDLE B	OPTION	MEASURES	HANDLE POSITION	
	B	16 cm. / 6 <sup>1</sup> / <sub>4</sub>		
HANDLE C	OPTION	MEASURES	HANDLE POSITION	
	C	8,4 cm. / 3 <sup>1</sup> / <sub>4</sub>		
HANDLE D	OPTION	MEASURES	HANDLE POSITION	
	D	6,4 cm. / 2 <sup>1</sup> / <sub>2</sub>		
HANDLE E/F/G/H/I	OPTION	MEASURES	MODULE	HANDLE POSITION
	E	24 cm. / 9 <sup>1</sup> / <sub>2</sub>	30 cm. / 11 <sup>3</sup> / <sub>4</sub>	
	F	39 cm. / 15 <sup>3</sup> / <sub>8</sub>	45 cm. / 17 <sup>3</sup> / <sub>4</sub>	
	G	54 cm. / 21 <sup>1</sup> / <sub>4</sub>	60 cm. / 23 <sup>5</sup> / <sub>8</sub>	
	H	84 cm. / 33 <sup>1</sup> / <sub>8</sub>	90 cm. / 35 <sup>3</sup> / <sub>8</sub>	
	I	114 cm. / 44 <sup>1</sup> / <sub>8</sub>	120 cm. / 47 <sup>1</sup> / <sub>4</sub>	
HANDLE L (UÑERO)	OPTION			HANDLE POSITION
	L			

## TOWER UNIT MCS-1059


DEPTH 22 CM / 8<sup>5</sup>/<sub>8</sub>"



Tower unit with door.


Modulo colonna con anta

Вертикальный блок с дверцей.

MEASURES	(  )	BODY FINISHES	HANDLE	OPEN.	KEA	SAP	POINTS
30x132x22 / 11 <sup>3</sup> / <sub>4</sub> x52x8 <sup>5</sup> / <sub>8</sub>		Gloss lacquer	A/B/C/D/E/L	DX/SX	G100470793	700009006	0868
		Matt lacquer	A/B/C/D/E/L	DX/SX	G100471002	700009004	0766
		Wood	A/B/C/D/E/L	DX/SX	G100471025	700009008	1158
		Laminate	A/B/C/D/E/L	DX/SX	G100470913	700009002	0491
45x132x22 / 17 <sup>3</sup> / <sub>4</sub> x52x8 <sup>5</sup> / <sub>8</sub>		Gloss lacquer	A/B/C/D/F/L	DX/SX	G100470903	700009007	0997
		Matt lacquer	A/B/C/D/F/L	DX/SX	G100471286	700009005	0867
		Wood	A/B/C/D/F/L	DX/SX	G100471182	700009009	1317
		Laminate	A/B/C/D/F/L	DX/SX	G100470985	700009003	0527


## TOWER UNIT MCS-1060

DEPTH 22 CM / 8<sup>5</sup>/<sub>8</sub>"

MEASURES	(  )	BODY FINISHES	HANDLE	OPEN.	KEA	SAP	POINTS
30x144x22 / 11 <sup>3</sup> / <sub>4</sub> x56 <sup>3</sup> / <sub>4</sub> x8 <sup>5</sup> / <sub>8</sub>		Gloss lacquer	A/B/C/D/E/L	DX/SX	G100471296	700009014	0902
		Matt lacquer	A/B/C/D/E/L	DX/SX	G100470811	700009012	0793
		Wood	A/B/C/D/E/L	DX/SX	G100471115	700009016	1206
		Laminate	A/B/C/D/E/L	DX/SX	G100470981	700009010	0500
45x144x22 / 17 <sup>3</sup> / <sub>4</sub> x56 <sup>3</sup> / <sub>4</sub> x8 <sup>5</sup> / <sub>8</sub>		Gloss lacquer	A/B/C/D/F/L	DX/SX	G100471027	700009015	1061
		Matt lacquer	A/B/C/D/F/L	DX/SX	G100471044	700009013	0923
		Wood	A/B/C/D/F/L	DX/SX	G100470982	700009017	1383
		Laminate	A/B/C/D/F/L	DX/SX	G100470950	700009011	0547


## TOWER UNIT MCS-1061

DEPTH 22 CM / 8<sup>5</sup>/<sub>8</sub>"

MEASURES	(  )	BODY FINISHES	HANDLE	OPEN.	KEA	SAP	POINTS
30x168x22 / 11 <sup>3</sup> / <sub>4</sub> x66 <sup>1</sup> / <sub>8</sub> x8 <sup>5</sup> / <sub>8</sub>		Gloss lacquer	A/B/C/D/E/L	DX/SX	G100470860	700009022	0986
		Matt lacquer	A/B/C/D/E/L	DX/SX	G100471224	700009020	0865
		Wood	A/B/C/D/E/L	DX/SX	G100470891	700009024	1324
		Laminate	A/B/C/D/E/L	DX/SX	G100470906	700009018	0544
45x168x22 / 17 <sup>3</sup> / <sub>4</sub> x66 <sup>1</sup> / <sub>8</sub> x8 <sup>5</sup> / <sub>8</sub>		Gloss lacquer	A/B/C/D/F/L	DX/SX	G100470831	700009023	1163
		Matt lacquer	A/B/C/D/F/L	DX/SX	G100471204	700009021	1012
		Wood	A/B/C/D/F/L	DX/SX	G100470955	700009025	1522
		Laminate	A/B/C/D/F/L	DX/SX	G100471003	700009019	0597


## TOWER UNIT MCS-1062

DEPTH 22 CM / 8<sup>5</sup>/<sub>8</sub>"

MEASURES	(  )	BODY FINISHES	HANDLE	OPEN.	KEA	SAP	POINTS
30x180x22 / 11 <sup>3</sup> / <sub>4</sub> x70 <sup>7</sup> / <sub>8</sub> x8 <sup>5</sup> / <sub>8</sub>		Gloss lacquer	A/B/C/D/E/L	DX/SX	G100471052	700009030	1019
		Matt lacquer	A/B/C/D/E/L	DX/SX	G100470892	700009028	0892
		Wood	A/B/C/D/E/L	DX/SX	G100471232	700009032	1371
		Laminate	A/B/C/D/E/L	DX/SX	G100471023	700009026	0552
45x180x22 / 17 <sup>3</sup> / <sub>4</sub> x70 <sup>7</sup> / <sub>8</sub> x8 <sup>5</sup> / <sub>8</sub>		Gloss lacquer	A/B/C/D/F/L	DX/SX	G100470925	700009031	1205
		Matt lacquer	A/B/C/D/F/L	DX/SX	G100471056	700009029	1045
		Wood	A/B/C/D/F/L	DX/SX	G100471300	700009033	1578
		Laminate	A/B/C/D/F/L	DX/SX	G100470794	700009027	0608

## TOWER UNIT MCS-1063

DEPTH 22 CM / 8<sup>5</sup>/<sub>8</sub>"



Tower unit with door, recessed handle and mirror front.

Modulo colonna con anta, maniglia incassata e frontale a specchio.

Вертикальный блок с дверцей, утопленной ручкой и зеркальным фасадом.

MEASURES	( x  x )	BODY FINISHES	OPEN.	KEA	SAP	POINTS
30x132x22 / 11 <sup>3</sup> / <sub>4</sub> x52x8 <sup>5</sup> / <sub>8</sub>		Gloss lacquer	DX/SX	G100470087	700009038	0985
		Matt lacquer	DX/SX	G100470904	700009036	0883
		Wood	DX/SX	G100471214	700009040	1309
		Laminate	DX/SX	G100470888	700009034	0611
45x132x22 / 17 <sup>3</sup> / <sub>4</sub> x52x8 <sup>5</sup> / <sub>8</sub>		Gloss lacquer	DX/SX	G100471212	700009039	1142
		Matt lacquer	DX/SX	G100470743	700009037	1011
		Wood	DX/SX	G100471289	700009041	1506
		Laminate	DX/SX	G100471230	700009035	0677

## TOWER UNIT MCS-1064

DEPTH 22 CM / 8<sup>5</sup>/<sub>8</sub>"

MEASURES	( x  x )	BODY FINISHES	OPEN.	KEA	SAP	POINTS
30x144x22 / 11 <sup>3</sup> / <sub>4</sub> x56 <sup>3</sup> / <sub>4</sub> x8 <sup>5</sup> / <sub>8</sub>		Gloss lacquer	DX/SX	G100471272	700009046	1024
		Matt lacquer	DX/SX	G100471031	700009044	0914
		Wood	DX/SX	G100470968	700009048	1365
		Laminate	DX/SX	G100470918	700009042	0625
45x144x22 / 17 <sup>3</sup> / <sub>4</sub> x56 <sup>3</sup> / <sub>4</sub> x8 <sup>5</sup> / <sub>8</sub>		Gloss lacquer	DX/SX	G100470073	700009047	1215
		Matt lacquer	DX/SX	G100471037	700009045	1077
		Wood	DX/SX	G100470858	700009049	1585
		Laminate	DX/SX	G100470079	700009043	0707

## TOWER UNIT MCS-1065

DEPTH 22 CM / 8<sup>5</sup>/<sub>8</sub>"

MEASURES	( x  x )	BODY FINISHES	OPEN.	KEA	SAP	POINTS
30x168x22 / 11 <sup>3</sup> / <sub>4</sub> x66 <sup>1</sup> / <sub>8</sub> x8 <sup>5</sup> / <sub>8</sub>		Gloss lacquer	DX/SX	G100470808	700009054	1118
		Matt lacquer	DX/SX	G100470886	700009052	0998
		Wood	DX/SX	G100470938	700009056	1496
		Laminate	DX/SX	G100470895	700009050	0680
45x168x22 / 17 <sup>3</sup> / <sub>4</sub> x66 <sup>1</sup> / <sub>8</sub> x8 <sup>5</sup> / <sub>8</sub>		Gloss lacquer	DX/SX	G100470093	700009055	1335
		Matt lacquer	DX/SX	G100470924	700009053	1183
		Wood	DX/SX	G100471039	700009057	1746
		Laminate	DX/SX	G100470986	700009051	0776

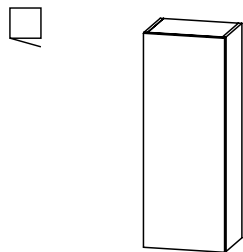
## TOWER UNIT MCS-1066

DEPTH 22 CM / 8<sup>5</sup>/<sub>8</sub>"

MEASURES	( x  x )	BODY FINISHES	OPEN.	KEA	SAP	POINTS
30x180x22 / 11 <sup>3</sup> / <sub>4</sub> x70 <sup>7</sup> / <sub>8</sub> x8 <sup>5</sup> / <sub>8</sub>		Gloss lacquer	DX/SX	G100470089	700009062	1157
		Matt lacquer	DX/SX	G100471062	700009060	1030
		Wood	DX/SX	G100471258	700009064	1552
		Laminate	DX/SX	G100470080	700009058	0696
45x180x22 / 17 <sup>3</sup> / <sub>4</sub> x70 <sup>7</sup> / <sub>8</sub> x8 <sup>5</sup> / <sub>8</sub>		Gloss lacquer	DX/SX	G100470976	700009063	1385
		Matt lacquer	DX/SX	G100471022	700009061	1225
		Wood	DX/SX	G100471028	700009065	1813
		Laminate	DX/SX	G100471209	700009059	0794

## TOWER UNIT MCS-1067

DEPTH 35 CM / 13<sup>3</sup>/<sub>4</sub>"



Tower unit with door.

Modulo colonna con anta

Вертикальный блок с дверцей.

MEASURES		BODY FINISHES	HANDLE	OPEN.	KEA	SAP	POINTS
30x132x35 / 11 <sup>3</sup> / <sub>4</sub> x52x13 <sup>5</sup> / <sub>4</sub>		Gloss lacquer	A/B/C/D/E/L	DX/SX	G100470856	700009070	0964
		Matt lacquer	A/B/C/D/E/L	DX/SX	G100470926	700009068	0835
		Wood	A/B/C/D/E/L	DX/SX	G100470110	700009072	1328
		Laminate	A/B/C/D/E/L	DX/SX	G100470927	700009066	0536
45x132x35 / 17 <sup>3</sup> / <sub>4</sub> x52x13 <sup>5</sup> / <sub>4</sub>		Gloss lacquer	A/B/C/D/F/L	DX/SX	G100470076	700009071	1099
		Matt lacquer	A/B/C/D/F/L	DX/SX	G100471250	700009069	0951
		Wood	A/B/C/D/F/L	DX/SX	G100470879	700009073	1501
		Laminate	A/B/C/D/F/L	DX/SX	G100470085	700009067	0584

## TOWER UNIT MCS-1068

DEPTH 35 CM / 13<sup>3</sup>/<sub>4</sub>"

MEASURES		BODY FINISHES	HANDLE	OPEN.	KEA	SAP	POINTS
30x144x35 / 11 <sup>3</sup> / <sub>4</sub> x56 <sup>3</sup> / <sub>4</sub> x13 <sup>5</sup> / <sub>4</sub>		Gloss lacquer	A/B/C/D/E/L	DX/SX	G100470934	700009078	1002
		Matt lacquer	A/B/C/D/E/L	DX/SX	G100470814	700009076	0865
		Wood	A/B/C/D/E/L	DX/SX	G100471012	700009080	1386
		Laminate	A/B/C/D/E/L	DX/SX	G100470944	700009074	0546
45x144x35 / 17 <sup>3</sup> / <sub>4</sub> x56 <sup>3</sup> / <sub>4</sub> x13 <sup>5</sup> / <sub>4</sub>		Gloss lacquer	A/B/C/D/F/L	DX/SX	G100471237	700009079	1166
		Matt lacquer	A/B/C/D/F/L	DX/SX	G100470929	700009077	1011
		Wood	A/B/C/D/F/L	DX/SX	G100471293	700009081	1578
		Laminate	A/B/C/D/F/L	DX/SX	G100471241	700009075	0606

## TOWER UNIT MCS-1069

DEPTH 35 CM / 13<sup>3</sup>/<sub>4</sub>"

MEASURES		BODY FINISHES	HANDLE	OPEN.	KEA	SAP	POINTS
30x168x35 / 113/4x661/8x135/4		Gloss lacquer	A/B/C/D/E/L	DX/SX	G100471054	700009086	1099
		Matt lacquer	A/B/C/D/E/L	DX/SX	G100470994	700009084	0944
		Wood	A/B/C/D/E/L	DX/SX	G100470070	700009088	1525
		Laminate	A/B/C/D/E/L	DX/SX	G100471005	700009082	0587
45x168x35 / 173/4x661/8x135/4		Gloss lacquer	A/B/C/D/F/L	DX/SX	G100471043	700009087	1284
		Matt lacquer	A/B/C/D/F/L	DX/SX	G100471118	700009085	1108
		Wood	A/B/C/D/F/L	DX/SX	G100470893	700009089	1739
		Laminate	A/B/C/D/F/L	DX/SX	G100470881	700009083	0655

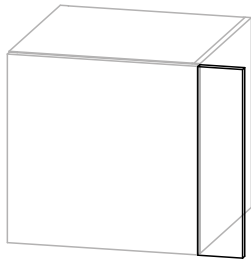
## TOWER UNIT MCS-1070

DEPTH 35 CM / 13<sup>3</sup>/<sub>4</sub>"

MEASURES		BODY FINISHES	HANDLE	OPEN.	KEA	SAP	POINTS
30x180x35 / 11 <sup>3</sup> / <sub>4</sub> x70 <sup>7</sup> / <sub>8</sub> x13 <sup>5</sup> / <sub>4</sub>		Gloss lacquer	A/B/C/D/E/L	DX/SX	G100470096	700009094	1137
		Matt lacquer	A/B/C/D/E/L	DX/SX	G100470106	700009092	0975
		Wood	A/B/C/D/E/L	DX/SX	G100471282	700009096	1583
		Laminate	A/B/C/D/E/L	DX/SX	G100471135	700009090	0598
45x180x35 / 17 <sup>3</sup> / <sub>4</sub> x70 <sup>7</sup> / <sub>8</sub> x13 <sup>5</sup> / <sub>4</sub>		Gloss lacquer	A/B/C/D/F/L	DX/SX	G100471217	700009095	1331
		Matt lacquer	A/B/C/D/F/L	DX/SX	G100471001	700009093	1145
		Wood	A/B/C/D/F/L	DX/SX	G100470100	700009097	1806
		Laminate	A/B/C/D/F/L	DX/SX	G100471295	700009091	0667



## FRONT FILLER PIECE



Front filler piece.  
Riempimento.  
Подкладка фасада.



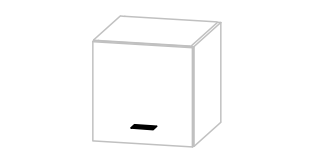

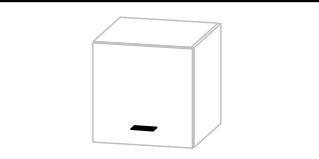

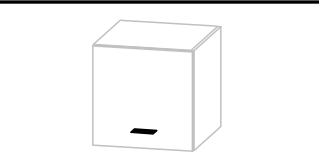

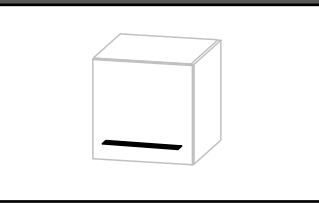

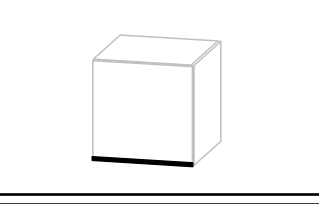


MEASURES		BODY FINISHES	KEA	SAP	POINTS
20x00-36x1,9 / 7 <sup>7/8</sup> x0-14 <sup>1/8</sup> x0 <sup>3/4</sup>		Gloss lacquer	G100471576	700010590	0109
		Matt lacquer	G100471573	700010591	0096
		Wood	G100471572	700010593	0120
		Laminate	G100471582	700010592	0038
20x36,1-72x1,9 / 7 <sup>7/8</sup> x14 <sup>1/4</sup> -28 <sup>3/8</sup> x0 <sup>3/4</sup>		Gloss lacquer	G100471584	700010602	0143
		Matt lacquer	G100471586	700010603	0128
		Wood	G100471578	700010605	0157
		Laminate	G100471585	700010604	0046
20x72,1-108x1,9 / 7 <sup>7/8</sup> x28 <sup>3/8</sup> -42 <sup>1/2</sup> x0 <sup>3/4</sup>		Gloss lacquer	G100471580	700010606	0185
		Matt lacquer	G100471574	700010607	0164
		Wood	G100471593	700010609	0204
		Laminate	G100471589	700010608	0052
20x108,1-144x1,9 / 7 <sup>7/8</sup> x42 <sup>1/2</sup> -56 <sup>3/4</sup> x0 <sup>3/4</sup>		Gloss lacquer	G100471579	700010594	0228
		Matt lacquer	G100471577	700010595	0202
		Wood	G100471575	700010597	0251
		Laminate	G100471594	700010596	0061
20x144,1-180x1,9 / 7 <sup>7/8</sup> x56 <sup>3/4</sup> -70 <sup>7/8</sup> x0 <sup>3/4</sup>		Gloss lacquer	G100471591	700010598	0257
		Matt lacquer	G100471588	700010599	0225
		Wood	G100471571	700010601	0283
		Laminate	G100471570	700010600	0068



# Upper unit

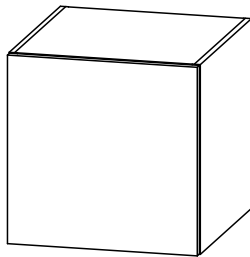
## Modulo pensile

### Верхний блок

HANDLE A (PUSH)	OPTION			
	A			
HANDLE B	OPTION	MEASURES	HANDLE POSITION	
	B	16 cm. / 6 <sup>1</sup> / <sub>4</sub>		
HANDLE C	OPTION	MEASURES	HANDLE POSITION	
	C	8,4 cm. / 3 <sup>1</sup> / <sub>4</sub>		
HANDLE D	OPTION	MEASURES	HANDLE POSITION	
	D	6,4 cm. / 2 <sup>1</sup> / <sub>2</sub>		
HANDLE E/F/G/H/I	OPTION	MEASURES	MODULE	HANDLE POSITION
	E	24 cm. / 9 <sup>1</sup> / <sub>2</sub>	30 cm. / 11 <sup>3</sup> / <sub>4</sub>	
	F	39 cm. / 15 <sup>3</sup> / <sub>8</sub>	45 cm. / 17 <sup>3</sup> / <sub>4</sub>	
	G	54 cm. / 21 <sup>1</sup> / <sub>4</sub>	60 cm. / 23 <sup>5</sup> / <sub>8</sub>	
	H	84 cm. / 33 <sup>1</sup> / <sub>8</sub>	90 cm. / 35 <sup>3</sup> / <sub>8</sub>	
	I	114 cm. / 44 <sup>1</sup> / <sub>8</sub>	120 cm. / 47 <sup>1</sup> / <sub>4</sub>	
HANDLE L (UÑERO)	OPTION			HANDLE POSITION
	L			
HANDLE T	OPTION			HANDLE POSITION
	T			

## FREESTANDING UNIT MA-1071

DEPTH 22 CM / 8<sup>5</sup>/<sub>8</sub>"



Upper unit with door.  
Modulo pensile con anta  
Верхний блок с дверцей.

MEASURES	()	BODY FINISHES	HANDLE	OPEN.	KEA	SAP	POINTS
30x36x22 / 11 <sup>3</sup> / <sub>4</sub> x14 <sup>1</sup> / <sub>8</sub> x8 <sup>5</sup> / <sub>8</sub>		Gloss lacquer	A/B/C/D/E/L	DX/SX	G100470983	700009102	0520
		Matt lacquer	A/B/C/D/E/L	DX/SX	G100470108	700009100	0466
		Wood	A/B/C/D/E/L	DX/SX	G100470098	700009104	0670
		Laminate	A/B/C/D/E/L	DX/SX	G100471304	700009098	0334

## FREESTANDING UNIT MA-1072

DEPTH 22 CM / 8<sup>5</sup>/<sub>8</sub>"

MEASURES	()	BODY FINISHES	HANDLE	OPEN.	KEA	SAP	POINTS
30x48x22 / 11 <sup>3</sup> / <sub>4</sub> x18 <sup>7</sup> / <sub>8</sub> x8 <sup>5</sup> / <sub>8</sub>		Gloss lacquer	A/B/C/D/E/L	DX/SX	G100471255	700009112	0579
		Matt lacquer	A/B/C/D/E/L	DX/SX	G100471306	700009109	0516
		Wood	A/B/C/D/E/L	DX/SX	G100470071	700009115	0747
		Laminate	A/B/C/D/E/L	DX/SX	G100470074	700009106	0362
45x48x22 / 17 <sup>3</sup> / <sub>4</sub> x18 <sup>7</sup> / <sub>8</sub> x8 <sup>5</sup> / <sub>8</sub>		Gloss lacquer	A/B/C/D/F/L	DX/SX	G100471032	700009113	0648
		Matt lacquer	A/B/C/D/F/L	DX/SX	G100471042	700009110	0570
		Wood	A/B/C/D/F/L	DX/SX	G100471141	700009116	0834
		Laminate	A/B/C/D/F/L	DX/SX	G100470084	700009107	0379

## FREESTANDING UNIT MA-1073

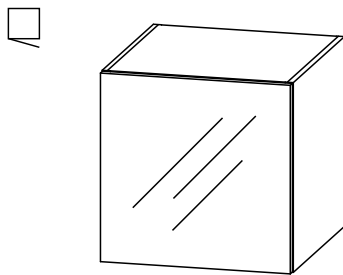
DEPTH 22 CM / 8<sup>5</sup>/<sub>8</sub>"

MEASURES	()	BODY FINISHES	HANDLE	OPEN.	KEA	SAP	POINTS
30x60x22 / 11 <sup>3</sup> / <sub>4</sub> x23 <sup>5</sup> / <sub>8</sub> x8 <sup>5</sup> / <sub>8</sub>		Gloss lacquer	A/B/C/D/E/L	DX/SX	G100471247	700009124	0611
		Matt lacquer	A/B/C/D/E/L	DX/SX	G100471090	700009121	0550
		Wood	A/B/C/D/E/L	DX/SX	G100471291	700009127	0793
		Laminate	A/B/C/D/E/L	DX/SX	G100470095	700009118	0374
45x60x22 / 17 <sup>3</sup> / <sub>4</sub> x23 <sup>5</sup> / <sub>8</sub> x8 <sup>5</sup> / <sub>8</sub>		Gloss lacquer	A/B/C/D/F/L	DX/SX	G100471227	700009125	0691
		Matt lacquer	A/B/C/D/F/L	DX/SX	G100470101	700009122	0613
		Wood	A/B/C/D/F/L	DX/SX	G100471187	700009128	0891
		Laminate	A/B/C/D/F/L	DX/SX	G100471084	700009119	0393
60x60x22 / 23 <sup>5</sup> / <sub>8</sub> x23 <sup>5</sup> / <sub>8</sub> x8 <sup>5</sup> / <sub>8</sub>		Gloss lacquer	A/B/C/D/G/L	DX/SX	G100470930	700009126	0752
		Matt lacquer	A/B/C/D/G/L	DX/SX	G100471307	700009123	0670
		Wood	A/B/C/D/G/L	DX/SX	G100470094	700009129	0987
		Laminate	A/B/C/D/G/L	DX/SX	G100470973	700009120	0431

FREESTANDING UNIT MA-1074				DEPTH 22 CM / 8 <sup>5</sup> / <sub>8</sub> "			
MEASURES	(  )	BODY FINISHES	HANDLE	OPEN.	KEA	SAP	POINTS
30x72x22 / 11 <sup>3</sup> / <sub>4</sub> x28 <sup>3</sup> / <sub>8</sub> x8 <sup>5</sup> / <sub>8</sub>		Gloss lacquer	A/B/C/D/E/L	DX/SX	G100470120	700009136	0665
		Matt lacquer	A/B/C/D/E/L	DX/SX	G100470081	700009133	0597
		Wood	A/B/C/D/E/L	DX/SX	G100470112	700009139	0864
		Laminate	A/B/C/D/E/L	DX/SX	G100471288	700009130	0400
45x72x22 / 17 <sup>3</sup> / <sub>4</sub> x28 <sup>3</sup> / <sub>8</sub> x8 <sup>5</sup> / <sub>8</sub>		Gloss lacquer	A/B/C/D/F/L	DX/SX	G100470091	700009137	0737
		Matt lacquer	A/B/C/D/F/L	DX/SX	G100470086	700009134	0651
		Wood	A/B/C/D/F/L	DX/SX	G100470149	700009140	0969
		Laminate	A/B/C/D/F/L	DX/SX	G100471301	700009131	0428
60x72x22 / 23 <sup>5</sup> / <sub>8</sub> x28 <sup>3</sup> / <sub>8</sub> x8 <sup>5</sup> / <sub>8</sub>		Gloss lacquer	A/B/C/D/G/L	DX/SX	G100470082	700009138	0824
		Matt lacquer	A/B/C/D/G/L	DX/SX	G100470092	700009135	0731
		Wood	A/B/C/D/G/L	DX/SX	G100470151	700009141	1081
		Laminate	A/B/C/D/G/L	DX/SX	G100470942	700009132	0466

## FREESTANDING UNIT MA-1075


DEPTH 22 CM / 8<sup>5</sup>/<sub>8</sub>"



Upper unit with door, recessed handle and mirror front.


Modulo pensile con anta, maniglia incassata e frontale a specchio.

Верхний блок с дверцей, утопленной ручкой и зеркальным фасадом.

MEASURES	(  )	BODY FINISHES	HANDLE	OPEN.	KEA	SAP	POINTS
30x36x22 / 11 <sup>3</sup> / <sub>4</sub> x14 <sup>1</sup> / <sub>8</sub> x8 <sup>5</sup> / <sub>8</sub>		Gloss lacquer	T	DX/SX	G100470097	700009146	0590
		Matt lacquer	T	DX/SX	G100470138	700009144	0537
		Wood	T	DX/SX	G100470109	700009148	0760
		Laminate	T	DX/SX	G100470140	700009142	0405


## FREESTANDING UNIT MA-1076

DEPTH 22 CM / 8<sup>5</sup>/<sub>8</sub>"

MEASURES	(  )	BODY FINISHES	HANDLE	OPEN.	KEA	SAP	POINTS
30x48x22 / 11 <sup>3</sup> / <sub>4</sub> x18 <sup>7</sup> / <sub>8</sub> x8 <sup>5</sup> / <sub>8</sub>		Gloss lacquer	T	DX/SX	G100470107	700009156	0654
		Matt lacquer	T	DX/SX	G100470125	700009153	0591
		Wood	T	DX/SX	G100471285	700009159	0843
		Laminate	T	DX/SX	G100470150	700009150	0438
45x48x22 / 17 <sup>3</sup> / <sub>4</sub> x18 <sup>7</sup> / <sub>8</sub> x8 <sup>5</sup> / <sub>8</sub>		Gloss lacquer	T	DX/SX	G100470088	700009157	0734
		Matt lacquer	T	DX/SX	G100470090	700009154	0656
		Wood	T	DX/SX	G100471021	700009160	0945
		Laminate	T	DX/SX	G100470113	700009151	0467

## FREESTANDING UNIT MA-1077

DEPTH 22 CM / 8<sup>5</sup>/<sub>8</sub>"

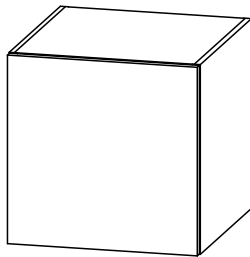
MEASURES	(  )	BODY FINISHES	HANDLE	OPEN.	KEA	SAP	POINTS
30x60x22 / 11 <sup>3</sup> / <sub>4</sub> x23 <sup>5</sup> / <sub>8</sub> x8 <sup>5</sup> / <sub>8</sub>		Gloss lacquer	T	DX/SX	G100470131	700009168	0686
		Matt lacquer	T	DX/SX	G100470137	700009165	0625
		Wood	T	DX/SX	G100470143	700009171	0890
		Laminate	T	DX/SX	G100470134	700009162	0450
45x60x22 / 17 <sup>3</sup> / <sub>4</sub> x23 <sup>5</sup> / <sub>8</sub> x8 <sup>5</sup> / <sub>8</sub>		Gloss lacquer	T	DX/SX	G100470118	700009169	0777
		Matt lacquer	T	DX/SX	G100470119	700009166	0698
		Wood	T	DX/SX	G100470147	700009172	1002
		Laminate	T	DX/SX	G100470078	700009163	0481
60x60x22 / 23 <sup>5</sup> / <sub>8</sub> x23 <sup>5</sup> / <sub>8</sub> x8 <sup>5</sup> / <sub>8</sub>		Gloss lacquer	T	DX/SX	G100470126	700009170	0852
		Matt lacquer	T	DX/SX	G100470083	700009167	0769
		Wood	T	DX/SX	G100470141	700009173	1116
		Laminate	T	DX/SX	G100470122	700009164	0534

FREESTANDING UNIT MA-1078				DEPTH 22 CM / 8 <sup>5/8</sup> "			
MEASURES	(  )	BODY FINISHES	HANDLE	OPEN.	KEA	SAP	POINTS
30x72x22 / 11 <sup>3/4</sup> x28 <sup>3/8</sup> x8 <sup>5/8</sup>		Gloss lacquer	T	DX/SX	G100470132	700009180	0753
		Matt lacquer	T	DX/SX	G100470116	700009177	0685
		Wood	T	DX/SX	G100470135	700009183	0978
		Laminate	T	DX/SX	G100470124	700009174	0490
45x72x22 / 17 <sup>3/4</sup> x28 <sup>3/8</sup> x8 <sup>5/8</sup>		Gloss lacquer	T	DX/SX	G100470139	700009181	0839
		Matt lacquer	T	DX/SX	G100470144	700009178	0753
		Wood	T	DX/SX	G100470121	700009184	1100
		Laminate	T	DX/SX	G100470114	700009175	0532
60x72x22 / 23 <sup>5/8</sup> x28 <sup>3/8</sup> x8 <sup>5/8</sup>		Gloss lacquer	T	DX/SX	G100470117	700009182	0935
		Matt lacquer	T	DX/SX	G100471287	700009179	0841
		Wood	T	DX/SX	G100470099	700009185	1225
		Laminate	T	DX/SX	G100470133	700009176	0580



## FREESTANDING UNIT MA-1079

DEPTH 35 CM / 13<sup>3</sup>/<sub>4</sub>"



Upper unit with door.  
Modulo pensile con anta  
Верхний блок с дверцей.

MEASURES	()	BODY FINISHES	HANDLE	OPEN.	KEA	SAP	POINTS
30x36x35 / 11 <sup>3</sup> / <sub>4</sub> x14 <sup>1</sup> / <sub>8</sub> x13 <sup>3</sup> / <sub>4</sub>		Gloss lacquer	A/B/C/D/E/L	DX/SX	G100471257	700009190	0564
		Matt lacquer	A/B/C/D/E/L	DX/SX	G100470115	700009188	0503
		Wood	A/B/C/D/E/L	DX/SX	G100470136	700009192	0748
		Laminate	A/B/C/D/E/L	DX/SX	G100471275	700009186	0349

## FREESTANDING UNIT MA-1080


DEPTH 35 CM / 13<sup>3</sup>/<sub>4</sub>"

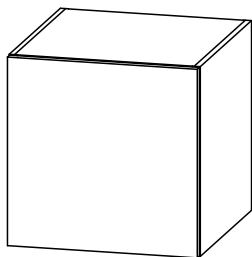
MEASURES	()	BODY FINISHES	HANDLE	OPEN.	KEA	SAP	POINTS
30x48x35 / 11 <sup>3</sup> / <sub>4</sub> x18 <sup>7</sup> / <sub>8</sub> x13 <sup>3</sup> / <sub>4</sub>		Gloss lacquer	A/B/C/D/E/L	DX/SX	G100471308	700009200	0628
		Matt lacquer	A/B/C/D/E/L	DX/SX	G100471305	700009197	0558
		Wood	A/B/C/D/E/L	DX/SX	G100470169	700009203	0835
		Laminate	A/B/C/D/E/L	DX/SX	G100470145	700009194	0382
45x48x35 / 17 <sup>3</sup> / <sub>4</sub> x18 <sup>7</sup> / <sub>8</sub> x13 <sup>3</sup> / <sub>4</sub>		Gloss lacquer	A/B/C/D/F/L	DX/SX	G100470152	700009201	0700
		Matt lacquer	A/B/C/D/F/L	DX/SX	G100471280	700009198	0623
		Wood	A/B/C/D/F/L	DX/SX	G100470163	700009204	0932
		Laminate	A/B/C/D/F/L	DX/SX	G100470129	700009195	0407

## FREESTANDING UNIT MA-1081

DEPTH 35 CM / 13<sup>3</sup>/<sub>4</sub>"

MEASURES	()	BODY FINISHES	HANDLE	OPEN.	KEA	SAP	POINTS
30x60x35 / 11 <sup>3</sup> / <sub>4</sub> x23 <sup>5</sup> / <sub>8</sub> x13 <sup>3</sup> / <sub>4</sub>		Gloss lacquer	A/B/C/D/E/L	DX/SX	G100470157	700009212	0671
		Matt lacquer	A/B/C/D/E/L	DX/SX	G100470171	700009209	0591
		Wood	A/B/C/D/E/L	DX/SX	G100470164	700009215	0896
		Laminate	A/B/C/D/E/L	DX/SX	G100470165	700009206	0392
45x60x35 / 17 <sup>3</sup> / <sub>4</sub> x23 <sup>5</sup> / <sub>8</sub> x13 <sup>3</sup> / <sub>4</sub>		Gloss lacquer	A/B/C/D/F/L	DX/SX	G100470154	700009213	0753
		Matt lacquer	A/B/C/D/F/L	DX/SX	G100470183	700009210	0665
		Wood	A/B/C/D/F/L	DX/SX	G100470220	700009216	1003
		Laminate	A/B/C/D/F/L	DX/SX	G100470178	700009207	0419
60x60x35 / 23 <sup>5</sup> / <sub>8</sub> x23 <sup>5</sup> / <sub>8</sub> x13 <sup>3</sup> / <sub>4</sub>		Gloss lacquer	A/B/C/D/G/L	DX/SX	G100470160	700009214	0825
		Matt lacquer	A/B/C/D/G/L	DX/SX	G100470159	700009211	0722
		Wood	A/B/C/D/G/L	DX/SX	G100470190	700009217	1115
		Laminate	A/B/C/D/G/L	DX/SX	G100470172	700009208	0457


FREESTANDING UNIT MA-1082						DEPTH 35 CM / 13 <sup>3/4</sup> "	
MEASURES	(  )	BODY FINISHES	HANDLE	OPEN.	KEA	SAP	POINTS
30x72x35 / 11 <sup>3/4</sup> x28 <sup>3/8</sup> x13 <sup>3/4</sup>		Gloss lacquer	A/B/C/D/E/L	DX/SX	G100470215	700009224	0733
		Matt lacquer	A/B/C/D/E/L	DX/SX	G100470243	700009221	0644
		Wood	A/B/C/D/E/L	DX/SX	G100470174	700009227	0980
		Laminate	A/B/C/D/E/L	DX/SX	G100470192	700009218	0722
45x72x35 / 17 <sup>3/4</sup> x28 <sup>3/8</sup> x13 <sup>3/4</sup>		Gloss lacquer	A/B/C/D/F/L	DX/SX	G100470156	700009225	0809
		Matt lacquer	A/B/C/D/F/L	DX/SX	G100470166	700009222	0711
		Wood	A/B/C/D/F/L	DX/SX	G100470161	700009228	1096
		Laminate	A/B/C/D/F/L	DX/SX	G100470181	700009219	0460
60x72x35 / 23 <sup>5/8</sup> x28 <sup>3/8</sup> x13 <sup>3/4</sup>		Gloss lacquer	A/B/C/D/G/L	DX/SX	G100470167	700009226	0907
		Matt lacquer	A/B/C/D/G/L	DX/SX	G100470173	700009223	0792
		Wood	A/B/C/D/G/L	DX/SX	G100470180	700009229	1226
		Laminate	A/B/C/D/G/L	DX/SX	G100470193	700009220	0499





Upper unit with door. Gas-operated system.

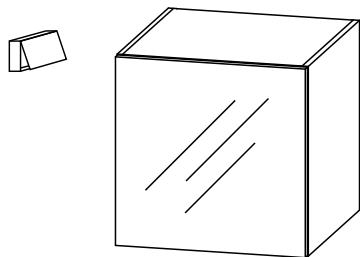
Modulo pensile con anta. Sistema a gas.

Верхний блок с дверцей. Система газлифтов.

MEASURES	(  )	BODY FINISHES	HANDLE	KEA	SAP	POINTS
30x36x22 / 11 <sup>3</sup> / <sub>4</sub> x14 <sup>1</sup> / <sub>8</sub> x8 <sup>5</sup> / <sub>8</sub>		Gloss lacquer	B/C/D/E/L	G100470185	700009240	0610
		Matt lacquer	B/C/D/E/L	G100470205	700009235	0556
		Wood	B/C/D/E/L	G100470248	700009245	0784
		Laminate	B/C/D/E/L	G100470194	700009230	0424
45x36x22 / 17 <sup>3</sup> / <sub>4</sub> x14 <sup>1</sup> / <sub>8</sub> x8 <sup>5</sup> / <sub>8</sub>		Gloss lacquer	B/C/D/F/L	G100470184	700009241	0669
		Matt lacquer	B/C/D/F/L	G100470182	700009236	0603
		Wood	B/C/D/F/L	G100470158	700009246	0861
		Laminate	B/C/D/F/L	G100470176	700009231	0439
60x36x22 / 23 <sup>5</sup> / <sub>8</sub> x14 <sup>1</sup> / <sub>8</sub> x8 <sup>5</sup> / <sub>8</sub>		Gloss lacquer	B/C/D/G/L	G100470186	700009242	0727
		Matt lacquer	B/C/D/G/L	G100470170	700009237	0658
		Wood	B/C/D/G/L	G100470236	700009247	0936
		Laminate	B/C/D/G/L	G100470179	700009232	0463
90x36x22 / 35 <sup>3</sup> / <sub>8</sub> x14 <sup>1</sup> / <sub>8</sub> x8 <sup>5</sup> / <sub>8</sub>		Gloss lacquer	B/C/D/H/L	G100470155	700009243	0829
		Matt lacquer	B/C/D/H/L	G100470188	700009238	0741
		Wood	B/C/D/H/L	G100470246	700009248	1090
		Laminate	B/C/D/H/L	G100470162	700009233	0510
120x36x22 / 47 <sup>1</sup> / <sub>4</sub> x14 <sup>1</sup> / <sub>8</sub> x8 <sup>5</sup> / <sub>8</sub>		Gloss lacquer	B/C/D/I/L	G100470199	700009244	0940
		Matt lacquer	B/C/D/I/L	G100470177	700009239	0833
		Wood	B/C/D/I/L	G100470175	700009249	1241
		Laminate	B/C/D/I/L	G100470198	700009234	0550


FREESTANDING UNIT MA-1084				DEPTH 22 CM / 8 <sup>5/8</sup> "		
MEASURES		BODY FINISHES	HANDLE	KEA	SAP	POINTS
30x48x22 / 11 <sup>3/4</sup> x18 <sup>7/8</sup> x8 <sup>5/8</sup>		Gloss lacquer	B/C/D/E/L	G100470202	700009260	0669
		Matt lacquer	B/C/D/E/L	G100470247	700009255	0606
		Wood	B/C/D/E/L	G100470201	700009265	0861
		Laminate	B/C/D/E/L	G100470234	700009250	0452
45x48x22 / 17 <sup>3/4</sup> x18 <sup>7/8</sup> x8 <sup>5/8</sup>		Gloss lacquer	B/C/D/F/L	G100470191	700009261	0739
		Matt lacquer	B/C/D/F/L	G100470221	700009256	0660
		Wood	B/C/D/F/L	G100470239	700009266	0948
		Laminate	B/C/D/F/L	G100470187	700009251	0470
60x48x22 / 23 <sup>5/8</sup> x18 <sup>7/8</sup> x8 <sup>5/8</sup>		Gloss lacquer	B/C/D/G/L	G100470232	700009262	0811
		Matt lacquer	B/C/D/G/L	G100470262	700009257	0728
		Wood	B/C/D/G/L	G100470212	700009267	1041
		Laminate	B/C/D/G/L	G100470222	700009252	0500
90x48x22 / 35 <sup>3/8</sup> x18 <sup>7/8</sup> x8 <sup>5/8</sup>		Gloss lacquer	B/C/D/H/L	G100470278	700009263	0963
		Matt lacquer	B/C/D/H/L	G100470197	700009258	0858
		Wood	B/C/D/H/L	G100470203	700009268	1257
		Laminate	B/C/D/H/L	G100470231	700009253	0590
120x48x22 / 47 <sup>1/4</sup> x18 <sup>7/8</sup> x8 <sup>5/8</sup>		Gloss lacquer	B/C/D/I/L	G100470225	700009264	1088
		Matt lacquer	B/C/D/I/L	G100470270	700009259	0960
		Wood	B/C/D/I/L	G100470216	700009269	1425
		Laminate	B/C/D/I/L	G100470265	700009254	0632


FREESTANDING UNIT MA-1085				DEPTH 22 CM / 8 <sup>5/8</sup> "		
MEASURES		BODY FINISHES	HANDLE	KEA	SAP	POINTS
30x60x22 / 11 <sup>3/4</sup> x23 <sup>5/8</sup> x8 <sup>5/8</sup>		Gloss lacquer	B/C/D/E/L	G100470252	700009280	0735
		Matt lacquer	B/C/D/E/L	G100470224	700009275	0674
		Wood	B/C/D/E/L	G100470235	700009285	0949
		Laminate	B/C/D/E/L	G100470226	700009270	0497
45x60x22 / 17 <sup>3/4</sup> x23 <sup>5/8</sup> x8 <sup>5/8</sup>		Gloss lacquer	B/C/D/F/L	G100470264	700009281	0815
		Matt lacquer	B/C/D/F/L	G100470257	700009276	0736
		Wood	B/C/D/F/L	G100470245	700009286	1046
		Laminate	B/C/D/F/L	G100470227	700009271	0517
60x60x22 / 23 <sup>5/8</sup> x23 <sup>5/8</sup> x8 <sup>5/8</sup>		Gloss lacquer	B/C/D/G/L	G100470206	700009282	0876
		Matt lacquer	B/C/D/G/L	G100470250	700009277	0793
		Wood	B/C/D/G/L	G100470211	700009287	1143
		Laminate	B/C/D/G/L	G100470263	700009272	0555
90x60x22 / 35 <sup>3/8</sup> x23 <sup>5/8</sup> x8 <sup>5/8</sup>		Gloss lacquer	B/C/D/H/L	G100470229	700009283	1031
		Matt lacquer	B/C/D/H/L	G100470271	700009278	0922
		Wood	B/C/D/H/L	G100470223	700009288	1347
		Laminate	B/C/D/H/L	G100470233	700009273	0613
120x60x22 / 47 <sup>1/4</sup> x23 <sup>5/8</sup> x8 <sup>5/8</sup>		Gloss lacquer	B/C/D/I/L	G100470210	700009284	1193
		Matt lacquer	B/C/D/I/L	G100470214	700009279	1059
		Wood	B/C/D/I/L	G100470209	700009289	1542
		Laminate	B/C/D/I/L	G100470276	700009274	0668



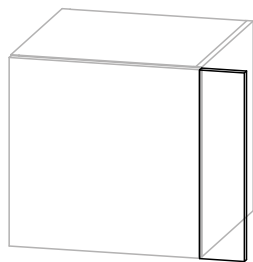
Upper unit with door. Gas-operated system. Mirror front.  
 Modulo pensile con anta. Sistema a gas. Frontale a specchio.  
 Верхний блок с дверцей. Система газлифтов. Зеркальный фасад.

MEASURES		BODY FINISHES	HANDLE	KEA	SAP	POINTS
30x36x22 / 11 <sup>3</sup> / <sub>4</sub> x14 <sup>1</sup> / <sub>8</sub> x8 <sup>5</sup> / <sub>8</sub>		Gloss lacquer	T	G100470208	700009300	0681
		Matt lacquer	T	G100470259	700009295	0627
		Wood	T	G100470275	700009305	0874
		Laminate	T	G100470207	700009290	0496
45x36x22 / 17 <sup>3</sup> / <sub>4</sub> x14 <sup>1</sup> / <sub>8</sub> x8 <sup>5</sup> / <sub>8</sub>		Gloss lacquer	T	G100470204	700009301	0746
		Matt lacquer	T	G100470218	700009296	0679
		Wood	T	G100470290	700009306	0959
		Laminate	T	G100470272	700009291	0517
60x36x22 / 23 <sup>5</sup> / <sub>8</sub> x14 <sup>1</sup> / <sub>8</sub> x8 <sup>5</sup> / <sub>8</sub>		Gloss lacquer	T	G100470196	700009302	0804
		Matt lacquer	T	G100470189	700009297	0735
		Wood	T	G100470249	700009307	1037
		Laminate	T	G100470273	700009292	0542
90x36x22 / 35 <sup>3</sup> / <sub>8</sub> x14 <sup>1</sup> / <sub>8</sub> x8 <sup>5</sup> / <sub>8</sub>		Gloss lacquer	T	G100470294	700009303	0904
		Matt lacquer	T	G100470315	700009298	0817
		Wood	T	G100470228	700009308	1189
		Laminate	T	G100470200	700009293	0588
120x36x22 / 47 <sup>1</sup> / <sub>4</sub> x14 <sup>1</sup> / <sub>8</sub> x8 <sup>5</sup> / <sub>8</sub>		Gloss lacquer	T	G100470195	700009304	1020
		Matt lacquer	T	G100470268	700009299	0913
		Wood	T	G100470238	700009309	1347
		Laminate	T	G100470277	700009294	0634

FREESTANDING UNIT MA-1087				DEPTH 22 CM / 8 <sup>5</sup> / <sub>8</sub> "		
MEASURES	(  )	BODY FINISHES	HANDLE	KEA	SAP	POINTS
30x48x22 / 11 <sup>3</sup> / <sub>4</sub> x18 <sup>7</sup> / <sub>8</sub> x8 <sup>5</sup> / <sub>8</sub>		Gloss lacquer	T	G100470213	700009320	0745
		Matt lacquer	T	G100470274	700009315	0681
		Wood	T	G100470253	700009325	0958
		Laminate	T	G100470346	700009310	0529
45x48x22 / 17 <sup>3</sup> / <sub>4</sub> x18 <sup>7</sup> / <sub>8</sub> x8 <sup>5</sup> / <sub>8</sub>		Gloss lacquer	T	G100470339	700009321	0858
		Matt lacquer	T	G100470311	700009316	0779
		Wood	T	G100470282	700009326	1100
		Laminate	T	G100470285	700009311	0591
60x48x22 / 23 <sup>5</sup> / <sub>8</sub> x18 <sup>7</sup> / <sub>8</sub> x8 <sup>5</sup> / <sub>8</sub>		Gloss lacquer	T	G100470312	700009322	0930
		Matt lacquer	T	G100470287	700009317	0847
		Wood	T	G100470283	700009327	1193
		Laminate	T	G100470241	700009312	0621
90x48x22 / 35 <sup>3</sup> / <sub>8</sub> x18 <sup>7</sup> / <sub>8</sub> x8 <sup>5</sup> / <sub>8</sub>		Gloss lacquer	T	G100470255	700009323	1055
		Matt lacquer	T	G100470219	700009318	0950
		Wood	T	G100470254	700009328	1378
		Laminate	T	G100470230	700009313	0686
120x48x22 / 47 <sup>1</sup> / <sub>4</sub> x18 <sup>7</sup> / <sub>8</sub> x8 <sup>5</sup> / <sub>8</sub>		Gloss lacquer	T	G100470251	700009324	1205
		Matt lacquer	T	G100470324	700009319	1078
		Wood	T	G100470323	700009329	1580
		Laminate	T	G100470266	700009314	0754

FREESTANDING UNIT MA-1088				DEPTH 22 CM / 8 <sup>5</sup> / <sub>8</sub> "		
MEASURES	(  )	BODY FINISHES	HANDLE	KEA	SAP	POINTS
30x60x22 / 11 <sup>3</sup> / <sub>4</sub> x23 <sup>5</sup> / <sub>8</sub> x8 <sup>5</sup> / <sub>8</sub>		Gloss lacquer	T	G100470333	700009340	0817
		Matt lacquer	T	G100470244	700009335	0756
		Wood	T	G100470267	700009345	1053
		Laminate	T	G100470260	700009330	0580
45x60x22 / 17 <sup>3</sup> / <sub>4</sub> x23 <sup>5</sup> / <sub>8</sub> x8 <sup>5</sup> / <sub>8</sub>		Gloss lacquer	T	G100470320	700009341	0909
		Matt lacquer	T	G100470310	700009336	0830
		Wood	T	G100470242	700009346	1168
		Laminate	T	G100470293	700009331	0613
60x60x22 / 23 <sup>5</sup> / <sub>8</sub> x23 <sup>5</sup> / <sub>8</sub> x8 <sup>5</sup> / <sub>8</sub>		Gloss lacquer	T	G100470367	700009342	0978
		Matt lacquer	T	G100470258	700009337	0896
		Wood	T	G100470350	700009347	1276
		Laminate	T	G100470302	700009332	0661
90x60x22 / 35 <sup>3</sup> / <sub>8</sub> x23 <sup>5</sup> / <sub>8</sub> x8 <sup>5</sup> / <sub>8</sub>		Gloss lacquer	T	G100470306	700009343	1150
		Matt lacquer	T	G100470303	700009338	1041
		Wood	T	G100470308	700009348	1503
		Laminate	T	G100470291	700009333	0737


## FRONT FILLER PIECE



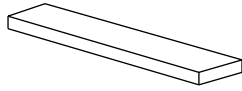
Front filler piece.

Riempimento.

Подкладка фасада.

MEASURES	(  )	FINISHES	KEA	SAP	POINTS
20x00-36x1,9 / 7 <sup>7/8</sup> x0-14 <sup>1/8</sup> x0 <sup>3/4</sup>		Gloss lacquer	G100471576	700010590	0109
		Matt lacquer	G100471573	700010591	0096
		Wood	G100471572	700010593	0120
		Laminate	G100471582	700010592	0038
20x36,1-72x1,9 / 7 <sup>7/8</sup> x14 <sup>1/4</sup> -28 <sup>3/8</sup> x0 <sup>3/4</sup>		Gloss lacquer	G100471584	700010602	0143
		Matt lacquer	G100471586	700010603	0128
		Wood	G100471578	700010605	0157
		Laminate	G100471585	700010604	0046
20x72,1-108x1,9 / 7 <sup>7/8</sup> x28 <sup>3/8</sup> -42 <sup>1/2</sup> x0 <sup>3/4</sup>		Gloss lacquer	G100471580	700010606	0185
		Matt lacquer	G100471574	700010607	0164
		Wood	G100471593	700010609	0204
		Laminate	G100471589	700010608	0052
20x108,1-144x1,9 / 7 <sup>7/8</sup> x42 <sup>1/2</sup> -56 <sup>3/4</sup> x0 <sup>3/4</sup>		Gloss lacquer	G100471579	700010594	0228
		Matt lacquer	G100471577	700010595	0202
		Wood	G100471575	700010597	0251
		Laminate	G100471594	700010596	0061
20x144,1-180x1,9 / 7 <sup>7/8</sup> x56 <sup>3/4</sup> -70 <sup>7/8</sup> x0 <sup>3/4</sup>		Gloss lacquer	G100471591	700010598	0257
		Matt lacquer	G100471588	700010599	0225
		Wood	G100471571	700010601	0283
		Laminate	G100471570	700010600	0068





Wall hung shelf.  
Laminate not available.

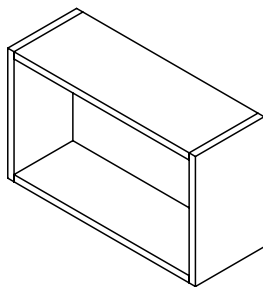
Mensola a parete.  
Laminato non disponibile.

Настенная полка.  
Ламинат недоступен.


MEASURES	(  )	FINISHES	KEA	SAP	POINTS
30x5x15 / 11 <sup>3/4</sup> x2x5 <sup>7/8</sup>		Gloss lacquer	G100440024	700007779	175
		Matt lacquer	G100440027	700007780	157
		Wood	G100440006	700007781	175
45x5x15 / 17x2x5 <sup>7/8</sup>		Gloss lacquer	G100440010	700007782	207
		Matt lacquer	G100440016	700007783	182
		Wood	G100440003	700007784	207
60x5x15 / 23 <sup>5/8</sup> x2x5 <sup>7/8</sup>		Gloss lacquer	G100440001	700007785	245
		Matt lacquer	G100440012	700007786	214
		Wood	G100440009	700007787	245
90x5x15 / 35 <sup>3/8</sup> x2x5 <sup>7/8</sup>		Gloss lacquer	G100440011	700007788	253
		Matt lacquer	G100440015	700007789	225
		Wood	G100440026	700007790	253
120x5x15 / 47 <sup>1/4</sup> x2x5 <sup>7/8</sup>		Gloss lacquer	G100440013	700007764	295
		Matt lacquer	G100440007	700007765	260
		Wood	G100440004	700007766	295
135x5x15 / 53 <sup>1/8</sup> x2x5 <sup>7/8</sup>		Gloss lacquer	G100440014	700007767	316
		Matt lacquer	G100440023	700007768	277
		Wood	G100440021	700007769	316
150x5x15 / 59x2x5 <sup>7/8</sup>		Gloss lacquer	G100440022	700007770	339
		Matt lacquer	G100440008	700007771	297
		Wood	G100440019	700007772	339
180x5x15 / 70 <sup>7/8</sup> x2x5 <sup>7/8</sup>		Gloss lacquer	G100440017	700007773	384
		Matt lacquer	G100440005	700007774	334
		Wood	G100440020	700007775	384
210x5x15 / 82 <sup>5/8</sup> x2x5 <sup>7/8</sup>		Gloss lacquer	G100440018	700007776	408
		Matt lacquer	G100440002	700007777	354
		Wood	G100440025	700007778	408

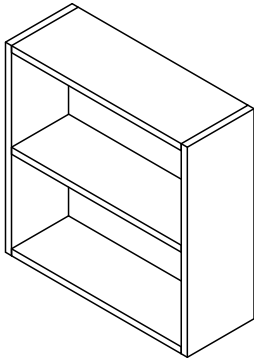


*Shelves*  
*Mensole*  
Полки



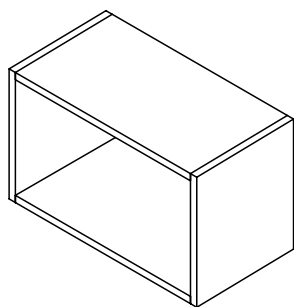
Custom shelves.  
Mensole a misura.  
Полки на заказ.

MEASURES	(  )	FINISHES	KEA	SAP	POINTS
15-30x36x22 / 5 <sup>7</sup> / <sub>8</sub> -11 <sup>3</sup> / <sub>4</sub> x14 <sup>1</sup> / <sub>8</sub> x8 <sup>5</sup> / <sub>8</sub>		Gloss lacquer	G100471980	700016250	0557
		Matt lacquer	G100471978	700016251	0461
		Wood	G100471981	700016252	0671
		Laminate	G100471977	700016253	0259
>30-60x36x22 / >11 <sup>3</sup> / <sub>4</sub> -23 <sup>5</sup> / <sub>8</sub> x14 <sup>1</sup> / <sub>8</sub> x8 <sup>5</sup> / <sub>8</sub>		Gloss lacquer	G100471979	700016254	0655
		Matt lacquer	G100471976	700016255	0550
		Wood	G100472001	700016256	0798
		Laminate	G100472032	700016257	0282



**Custom shelves.**  
**Mensole a misura.**  
 Полки на заказ.




MEASURES	(x) (x) (x)	FINISHES	KEA	SAP	POINTS
15-30x48x22 / 5 <sup>7</sup> / <sub>8</sub> -11 <sup>3</sup> / <sub>4</sub> x18 <sup>7</sup> / <sub>8</sub> x8 <sup>5</sup> / <sub>8</sub>	(x) (x) (x)	Gloss lacquer	G100472004	700016258	0672
		Matt lacquer	G100471995	700016259	0572
		Wood	G100471997	700016260	0799
		Laminate	G100472026	700016261	0308
>30-60x48x22 / >11 <sup>3</sup> / <sub>4</sub> -23 <sup>5</sup> / <sub>8</sub> x18 <sup>7</sup> / <sub>8</sub> x8 <sup>5</sup> / <sub>8</sub>	(x) (x) (x)	Gloss lacquer	G100472021	700016262	0821
		Matt lacquer	G100471989	700016263	0692
		Wood	G100471998	700016264	1004
		Laminate	G100472015	700016265	0335
15-30x60x22 / 5 <sup>7</sup> / <sub>8</sub> -11 <sup>3</sup> / <sub>4</sub> x23 <sup>5</sup> / <sub>8</sub> x8 <sup>5</sup> / <sub>8</sub>	(x) (x) (x)	Gloss lacquer	G100472025	700016266	0708
		Matt lacquer	G100472000	700016267	0599
		Wood	G100472022	700016268	0853
		Laminate	G100471982	700016269	0314
>30-60x60x22 / >11 <sup>3</sup> / <sub>4</sub> -23 <sup>5</sup> / <sub>8</sub> x23 <sup>5</sup> / <sub>8</sub> x8 <sup>5</sup> / <sub>8</sub>	(x) (x) (x)	Gloss lacquer	G100472030	700016270	0870
		Matt lacquer	G100472035	700016271	0731
		Wood	G100471986	700016272	1073
		Laminate	G100472039	700016273	0348
15-30x72x22 / 5 <sup>7</sup> / <sub>8</sub> -11 <sup>3</sup> / <sub>4</sub> x28 <sup>3</sup> / <sub>8</sub> x8 <sup>5</sup> / <sub>8</sub>	(x) (x) (x)	Gloss lacquer	G100472017	700016274	0744
		Matt lacquer	G100472007	700016275	0626
		Wood	G100472003	700016276	0906
		Laminate	G100471988	700016277	0321
>30-60x72x22 / >11 <sup>3</sup> / <sub>4</sub> -23 <sup>5</sup> / <sub>8</sub> x28 <sup>3</sup> / <sub>8</sub> x8 <sup>5</sup> / <sub>8</sub>	(x) (x) (x)	Gloss lacquer	G100471985	700016278	0915
		Matt lacquer	G100472049	700016279	0764
		Wood	G100471994	700016280	1138
		Laminate	G100472029	700016281	0356



Custom shelves.

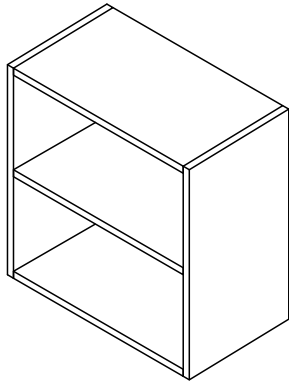
Mensole a misura.

Полки на заказ.


MEASURES	(  x  x  )	FINISHES	KEA	SAP	POINTS
15-30x24x35 / 5 <sup>7/8</sup> -11 <sup>3/4</sup> x9 <sup>1/2</sup> x13 <sup>3/4</sup>		Gloss lacquer	G100472050	700016282	0596
		Matt lacquer	G100472033	700016283	0485
		Wood	G100472057	700016284	0731
		Laminate	G100472037	700016285	0263
>30-60x24x35 / >11 <sup>3/4</sup> -23 <sup>5/8</sup> x9 <sup>1/2</sup> x13 <sup>3/4</sup>		Gloss lacquer	G100472008	700016286	0706
		Matt lacquer	G100471990	700016287	0585
		Wood	G100471996	700016288	0872
		Laminate	G100472018	700016289	0289
15-30x36x35 / 5 <sup>7/8</sup> -11 <sup>3/4</sup> x14 <sup>1/8</sup> x13 <sup>3/4</sup>		Gloss lacquer	G100472062	700016290	0645
		Matt lacquer	G100471991	700016291	0535
		Wood	G100471999	700016292	0780
		Laminate	G100472041	700016293	0275
>30-60x36x35 / >11 <sup>3/4</sup> -23 <sup>5/8</sup> x14 <sup>1/8</sup> x13 <sup>3/4</sup>		Gloss lacquer	G100471992	700016294	0760
		Matt lacquer	G100472079	700016295	0639
		Wood	G100472028	700016296	0940
		Laminate	G100472042	700016297	0304

## CUSTOM SHELVES

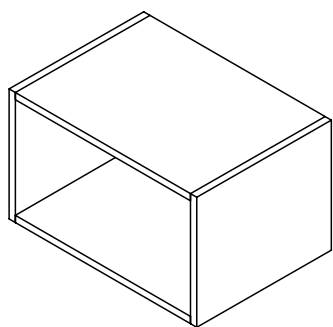
DEPTH 35 CM / 13<sup>3/4</sup>"



Custom shelves.  
Mensole a misura.  
Полки на заказ.

MEASURES	(  )	FINISHES	KEA	SAP	POINTS
15-30x48x35 / 5 <sup>7/8</sup> -11 <sup>3/4</sup> x18 <sup>7/8</sup> x13 <sup>3/4</sup>		Gloss lacquer	G100471984	700016298	0798
		Matt lacquer	G100472013	700016299	0658
		Wood	G100472005	700016300	0980
		Laminate	G100472002	700016301	0325
>30-60x48x35 / >11 <sup>3/4</sup> -23 <sup>5/8</sup> x18 <sup>7/8</sup> x13 <sup>3/4</sup>		Gloss lacquer	G100472054	700016302	0968
		Matt lacquer	G100472031	700016303	0804
		Wood	G100472052	700016304	1213
		Laminate	G100472055	700016305	0362
15-30x60x35 / 5 <sup>7/8</sup> -11 <sup>3/4</sup> x23 <sup>5/8</sup> x13 <sup>3/4</sup>		Gloss lacquer	G100472016	700016306	0847
		Matt lacquer	G100472019	700016307	0694
		Wood	G100472023	700016308	1056
		Laminate	G100472084	700016309	0334
>30-60x60x35 / >11 <sup>3/4</sup> -23 <sup>5/8</sup> x23 <sup>5/8</sup> x13 <sup>3/4</sup>		Gloss lacquer	G100472044	700016310	1030
		Matt lacquer	G100472081	700016311	0852
		Wood	G100472065	700016312	1301
		Laminate	G100472070	700016313	0377
15-30x72x35 / 5 <sup>7/8</sup> -11 <sup>3/4</sup> x28 <sup>3/8</sup> x13 <sup>3/4</sup>		Gloss lacquer	G100472046	700016314	0896
		Matt lacquer	G100472061	700016315	0729
		Wood	G100472068	700016316	1134
		Laminate	G100472060	700016317	0342
>30-60x72x35 / >11 <sup>3/4</sup> -23 <sup>5/8</sup> x28 <sup>3/8</sup> x13 <sup>3/4</sup>		Gloss lacquer	G100472053	700016318	1087
		Matt lacquer	G100472083	700016319	0893
		Wood	G100472071	700016320	1383
		Laminate	G100472027	700016321	0387





Custom shelves.

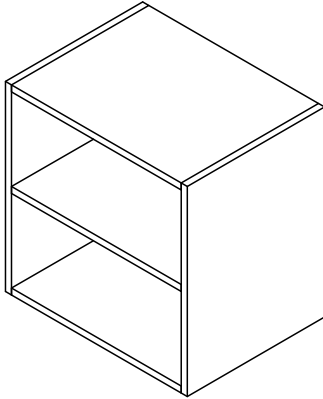
Mensole a misura.

Полки на заказ.

MEASURES	()	FINISHES	KEA	SAP	POINTS
15-30x24x47 / 5 <sup>7</sup> / <sub>8</sub> -11 <sup>3</sup> / <sub>4</sub> x9 <sup>1</sup> / <sub>2</sub> x18 <sup>1</sup> / <sub>2</sub>		Gloss lacquer	G100472024	700016322	0641
		Matt lacquer	G100472011	700016323	0550
		Wood	G100472045	700016324	0768
		Laminate	G100472056	700016325	0280
>30-60x24x47 / >11 <sup>3</sup> / <sub>4</sub> -23 <sup>5</sup> / <sub>8</sub> x9 <sup>1</sup> / <sub>2</sub> x18 <sup>1</sup> / <sub>2</sub>		Gloss lacquer	G100472067	700016326	0789
		Matt lacquer	G100472014	700016327	0659
		Wood	G100472051	700016328	0984
		Laminate	G100472087	700016329	0307
MEASURES	()	FINISHES	KEA	SAP	POINTS
15-30x36x47 / 5 <sup>7</sup> / <sub>8</sub> -11 <sup>3</sup> / <sub>4</sub> x14 <sup>1</sup> / <sub>8</sub> x18 <sup>1</sup> / <sub>2</sub>		Gloss lacquer	G100472069	700016330	0707
		Matt lacquer	G100472066	700016331	0596
		Wood	G100472043	700016332	0862
		Laminate	G100472077	700016333	0291
>30-60x36x47 / >11 <sup>3</sup> / <sub>4</sub> -23 <sup>5</sup> / <sub>8</sub> x14 <sup>1</sup> / <sub>8</sub> x18 <sup>1</sup> / <sub>2</sub>		Gloss lacquer	G100472076	700016334	0859
		Matt lacquer	G100472063	700016335	0709
		Wood	G100472047	700016336	1085
		Laminate	G100472034	700016337	0320

## CUSTOM SHELVES

DEPTH 47 CM / 18<sup>1</sup>/<sub>2</sub>"



Custom shelves.  
Mensole a misura.  
Полки на заказ.

MEASURES	(  )	FINISHES	KEA	SAP	POINTS
15-30x48x47 / 5 <sup>7</sup> / <sub>8</sub> -11 <sup>3</sup> / <sub>4</sub> x18 <sup>7</sup> / <sub>8</sub> x18 <sup>1</sup> / <sub>2</sub>		Gloss lacquer	G100472073	700016338	0885
		Matt lacquer	G100472048	700016339	0744
		Wood	G100472086	700016340	1093
		Laminate	G100472064	700016341	0347
>30-60x48x47 / >11 <sup>3</sup> / <sub>4</sub> -23 <sup>5</sup> / <sub>8</sub> x18 <sup>7</sup> / <sub>8</sub> x18 <sup>1</sup> / <sub>2</sub>		Gloss lacquer	G100472072	700016342	1107
		Matt lacquer	G100472078	700016343	0903
		Wood	G100472059	700016344	1423
		Laminate	G100472080	700016345	0385
15-30x60x47 / 5 <sup>7</sup> / <sub>8</sub> -11 <sup>3</sup> / <sub>4</sub> x23 <sup>5</sup> / <sub>8</sub> x18 <sup>1</sup> / <sub>2</sub>		Gloss lacquer	G100472075	700016346	0946
		Matt lacquer	G100472085	700016347	0787
		Wood	G100472082	700016348	1181
		Laminate	G100472040	700016349	0357
>30-60x60x47 / >11 <sup>3</sup> / <sub>4</sub> -23 <sup>5</sup> / <sub>8</sub> x23 <sup>5</sup> / <sub>8</sub> x18 <sup>1</sup> / <sub>2</sub>		Gloss lacquer	G100471993	700016350	1181
		Matt lacquer	G100472074	700016351	0959
		Wood	G100472020	700016352	1528
		Laminate	G100472038	700016353	0401
15-30x72x47 / 5 <sup>7</sup> / <sub>8</sub> -11 <sup>3</sup> / <sub>4</sub> x28 <sup>3</sup> / <sub>8</sub> x18 <sup>1</sup> / <sub>2</sub>		Gloss lacquer	G100472010	700016354	1022
		Matt lacquer	G100472058	700016355	0851
		Wood	G100472012	700016356	1273
		Laminate	G100471983	700016357	0376
>30-60x72x47 / >11 <sup>3</sup> / <sub>4</sub> -23 <sup>5</sup> / <sub>8</sub> x28 <sup>3</sup> / <sub>8</sub> x18 <sup>1</sup> / <sub>2</sub>		Gloss lacquer	G100472006	700016358	1266
		Matt lacquer	G100472036	700016359	1028
		Wood	G100471987	700016360	1622
		Laminate	G100472009	700016361	0423

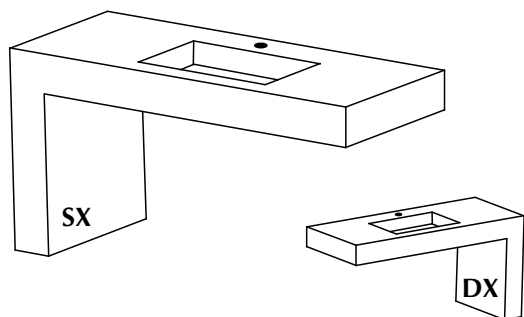


*Worktop*  
*Top*  
Столешница

**FOR STANDARD STONE OR KRION WORKTOPS, SEE THE "WORKTOPS" SECTION OF THE PRICE LIST.  
PER TOP STANDARD DI STONE O KRION CONSULTARE IL PARAGRAFO DEL LISTINO "TOP".  
СВЕДЕНИЯ О СТАНДАРТНЫХ СТОЛЕШНИЦАХ ИЗ МРАМОРА ИЛИ МАТЕРИАЛА KRION СМ. В РАЗДЕЛЕ «СТОЛЕШНИЦЫ»  
ПРАЙС-ЛИСТА.**

## WORKTOP

**DEPTH 48 CM / 18<sup>7</sup>/<sub>8</sub>"**

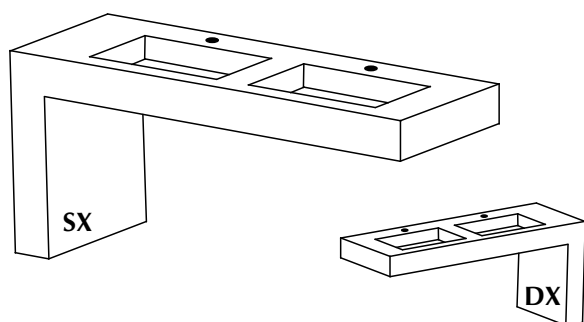


- KRION worktop with integrated basin. BOX basin not included.
- \* Requires for installation permanent valve G619999024 SAP100036254.
- Top in KRION con lavabo integrato. Lavabo BOX non incluso
- \* Richiede valvola semplice di scarico libero con tappo coprivalvola.  
G619999024 SAP100036254.
- Столешница KRION со встроенной раковиной. Раковина BOX не прилагается.
- \* Требуется установка постоянного клапана  
G619999024 SAP100036254.

MEASURES		FINISHES	BASIN	"L"	KEA	SAP	POINTS
102x48x48 / 40 <sup>1</sup> / <sub>8</sub> x18 <sup>7</sup> / <sub>8</sub> x18 <sup>7</sup> / <sub>8</sub>		KRION	Krion / CEN.	SX/DX	G100471901	700015429	2713
		G-1	Krion / CEN.	SX/DX	G100471895	700015422	2897
		G-2	Krion / CEN.	SX/DX	G100471897	700015424	3393
		G-3	Krion / CEN.	SX/DX	G100471900	700015426	3595
		G-4	Krion / CEN.	SX/DX	G100471902	700015428	3720
		G-1	*Box / CEN.	SX/DX	G100471896	700015421	2225
		G-2	*Box / CEN.	SX/DX	G100471894	700015423	2720
		G-3	*Box / CEN.	SX/DX	G100471898	700015425	2923
102x60x48 / 40 <sup>1</sup> / <sub>8</sub> x23 <sup>5</sup> / <sub>8</sub> x18 <sup>7</sup> / <sub>8</sub>		KRION	Krion / CEN.	SX/DX	G100471321	700009535	2767
		G-1	Krion / CEN.	SX/DX	G100471378	700009536	2932
		G-2	Krion / CEN.	SX/DX	G100471360	700009537	3455
		G-3	Krion / CEN.	SX/DX	G100471333	700009538	3688
		G-4	Krion / CEN.	SX/DX	G100471450	700009539	3844
		G-1	*Box / CEN.	SX/DX	G100471343	700009540	2260
		G-2	*Box / CEN.	SX/DX	G100471358	700009541	2782
		G-3	*Box / CEN.	SX/DX	G100471394	700009542	3016
	G-4	*Box / CEN.	SX/DX	G100471357	700009543	3171	

## WORKTOP

DEPTH 48 CM / 18<sup>7/8</sup>"

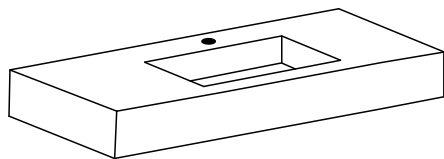


-KRION worktop with integrated basin. BOX basin not included.  
\* Requires for installation permanent valve G619999024 SAP100036254.


-Top in KRION con lavabo integrato. Lavabo BOX non incluso  
\* Richiede valvola semplice di scarico libero con tappo coprivalvola.  
G619999024 SAP100036254.

-Столешница KRION со встроенной раковиной. Раковина BOX не прилагается.  
\* Требуется установка постоянного клапана  
G619999024 SAP100036254.

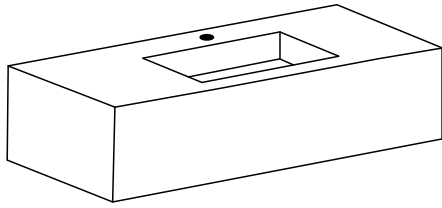
MEASURES	(xx	FINISHES	BASIN	"L"	KEA	SAP	POINTS	
132x48x48 / 50x18 <sup>7/8</sup> x18 <sup>7/8</sup>		KRION	Krion / DOBLE	SX/DX	G100471908	700015434	3649	
		G-1	Krion / DOBLE	SX/DX	G100471904	700015435	3873	
		G-2	Krion / DOBLE	SX/DX	G100471911	700015440	4441	
		G-3	Krion / DOBLE	SX/DX	G100471910	700015441	4676	
		G-4	Krion / DOBLE	SX/DX	G100471909	700015442	4822	
		G-1	*Box / DOBLE	SX/DX	G100471903	700015430	2528	
		G-2	*Box / DOBLE	SX/DX	G100471906	700015431	3095	
		G-3	*Box / DOBLE	SX/DX	G100471905	700015432	3331	
		G-4	*Box / DOBLE	SX/DX	G100471907	700015433	3477	
	132x60x48 / 50x23 <sup>5/8</sup> x18 <sup>7/8</sup>		KRION	Krion / DOBLE	SX/DX	G100471396	700009553	3703
			G-1	Krion / DOBLE	SX/DX	G100471390	700009554	3908
			G-2	Krion / DOBLE	SX/DX	G100471411	700009555	4503
		G-3	Krion / DOBLE	SX/DX	G100471400	700009556	4769	
		G-4	Krion / DOBLE	SX/DX	G100471364	700009557	4946	
		G-1	*Box / DOBLE	SX/DX	G100471410	700009558	2563	
		G-2	*Box / DOBLE	SX/DX	G100471387	700009559	3157	
		G-3	*Box / DOBLE	SX/DX	G100471386	700009560	3424	
		G-4	*Box / DOBLE	SX/DX	G100471446	700009561	3601	



- KRION worktop with integrated basin. BOX basin not included.
- \* Requires for installation permanent valve G619999024 SAP100036254.
- Top in KRION con lavabo integrato. Lavabo BOX non incluso
- \* Richiede valvola semplice di scarico libero con tappo coprivalvola. G619999024 SAP100036254.
- Столешница KRION со встроенной раковиной. Раковина BOX не прилагается.
- \* Требуется установка постоянного клапана G619999024 SAP100036254.

MEASURES		FINISHES	BASIN	KEA	SAP	POINTS
60x12x48 / 23 <sup>5</sup> / <sub>8</sub> x4 <sup>3</sup> / <sub>4</sub> x18 <sup>7</sup> / <sub>8</sub>		KRION	Krion / CEN.	G100471462	700009579	1854
		G-1	Krion / CEN.	G100471421	700009572	1923
		G-2	Krion / CEN.	G100471452	700009574	2116
		G-3	Krion / CEN.	G100471448	700009576	2202
		G-4	Krion / CEN.	G100471433	700009578	2259
		G-1	*Box / CEN.	G100471427	700009571	1250
		G-2	*Box / CEN.	G100471466	700009573	1443
		G-3	*Box / CEN.	G100471438	700009575	1529
		G-4	*Box / CEN.	G100471470	700009577	1586
	90x12x48 / 35 <sup>3</sup> / <sub>8</sub> x4 <sup>3</sup> / <sub>4</sub> x18 <sup>7</sup> / <sub>8</sub>		KRION	Krion / CEN. / DX / SX.	G100471353	700009597
		G-1	Krion / CEN. / DX / SX.	G100471425	700009590	2031
		G-2	Krion / CEN. / DX / SX.	G100471366	700009592	2296
		G-3	Krion / CEN. / DX / SX.	G100471461	700009594	2415
		G-4	Krion / CEN. / DX / SX.	G100471428	700009596	2494
		G-1	*Box / CEN. / DX / SX.	G100471393	700009589	1358
		G-2	*Box / CEN. / DX / SX.	G100471397	700009591	1624
		G-3	*Box / CEN. / DX / SX.	G100471457	700009593	1742
		G-4	*Box / CEN. / DX / SX.	G100471451	700009595	1821
120x12x48 / 47 <sup>1</sup> / <sub>4</sub> x4 <sup>3</sup> / <sub>4</sub> x18 <sup>7</sup> / <sub>8</sub>			KRION	Krion / CEN. / DX / SX.	G100471445	700009623
		KRION	DOBLE	G100471383	700009624	2992
		G-1	Krion / CEN. / DX / SX.	G100471454	700009609	2131
		G-1	Krion / DOBLE	G100471469	700009610	2951
		G-2	Krion / CEN. / DX / SX.	G100471430	700009613	2468
		G-2	Krion / DOBLE	G100471453	700009614	3289
		G-3	Krion / CEN. / DX / SX.	G100471432	700009617	2620
		G-3	Krion / DOBLE	G100471459	700009618	3440
		G-4	Krion / CEN. / DX / SX.	G100471435	700009621	2720
		G-4	Krion / DOBLE	G100471463	700009622	3541
		G-1	*Box / CEN. / DX / SX.	G100471441	700009607	1458
		G-1	*Box / DOBLE	G100471424	700009608	1650
		G-2	*Box / CEN. / DX / SX.	G100471460	700009611	1796
		G-2	*Box / DOBLE	G100471409	700009612	1988
		G-3	*Box / CEN. / DX / SX.	G100471429	700009615	1947
		G-3	*Box / DOBLE	G100471442	700009616	2139
	G-4	*Box / CEN. / DX / SX.	G100471434	700009619	2048	
	G-4	*Box / DOBLE	G100471447	700009620	2240	





-KRION worktop with integrated basin. BOX basin not included.


\* Requires for installation permanent valve G619999024 SAP100036254.

-Top in KRION con lavabo integrato. Lavabo BOX non incluso

\* Richiede valvola semplice di scarico libero con tappo coprivalvola. G619999024 SAP100036254.

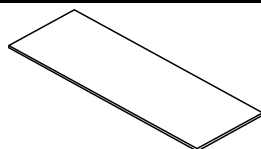
-Столешница KRION со встроенной раковиной. Раковина BOX не прилагается.

\* Требуется установка постоянного клапана G619999024 SAP100036254.


MEASURES	(  )	FINISHES	BASIN	KEA	SAP	POINTS	
60x24x48 / 23 <sup>5/8</sup> x9 <sup>1/2</sup> x18 <sup>7/8</sup>		KRION	Krion / CEN.	G100471458	700009588	2006	
		G-1	Krion / CEN.	G100471374	700009581	2029	
		G-2	Krion / CEN.	G100471384	700009583	2297	
		G-3	Krion / CEN.	G100471420	700009585	2417	
		G-4	Krion / CEN.	G100471444	700009587	2497	
		G-1	*Box / CEN.	G100471414	700009580	1356	
		G-2	*Box / CEN.	G100471348	700009582	1624	
		G-3	*Box / CEN.	G100471422	700009584	1744	
		G-4	*Box / CEN.	G100471415	700009586	1824	
	90x24x48 / 35 <sup>3/8</sup> x9 <sup>1/2</sup> x18 <sup>7/8</sup>		KRION	Krion / CEN. / DX / SX.	G100471468	700009606	2203
			G-1	Krion / CEN. / DX / SX.	G100471456	700009599	2152
			G-2	Krion / CEN. / DX / SX.	G100471465	700009601	2508
		G-3	Krion / CEN. / DX / SX.	G100471471	700009603	2667	
		G-4	Krion / CEN. / DX / SX.	G100471437	700009605	2773	
		G-1	*Box / CEN. / DX / SX.	G100471416	700009598	1480	
		G-2	*Box / CEN. / DX / SX.	G100471402	700009600	1835	
		G-3	*Box / CEN. / DX / SX.	G100471403	700009602	1994	
		G-4	*Box / CEN. / DX / SX.	G100471440	700009604	2100	
120x24x48 / 47 <sup>1/4</sup> x4 <sup>3/4</sup> x18 <sup>7/8</sup>			KRION	Krion / CEN. / DX / SX.	G100471423	700009641	2395
			KRION	DOBLE	G100471426	700009642	3195
			G-1	Krion / CEN. / DX / SX.	G100471467	700009627	2263
		G-1	Krion / DOBLE	G100471436	700009628	3083	
		G-2	Krion / CEN. / DX / SX.	G100471339	700009631	2705	
		G-2	Krion / DOBLE	G100471401	700009632	3526	
		G-3	Krion / CEN. / DX / SX.	G100471388	700009635	2903	
		G-3	Krion / DOBLE	G100471407	700009636	3724	
		G-4	Krion / CEN. / DX / SX.	G100471439	700009639	3035	
		G-4	Krion / DOBLE	G100471412	700009640	3856	
		G-1	*Box / CEN. / DX / SX.	G100471405	700009625	1590	
		G-1	*Box / DOBLE	G100471408	700009626	1782	
		G-2	*Box / CEN. / DX / SX.	G100471449	700009629	2032	
		G-2	*Box / DOBLE	G100471417	700009630	2224	
		G-3	*Box / CEN. / DX / SX.	G100471464	700009633	2230	
		G-3	*Box / DOBLE	G100471404	700009634	2422	
	G-4	*Box / CEN. / DX / SX.	G100471418	700009637	2362		
	G-4	*Box / DOBLE	G100471367	700009638	2554		

## GLASS WORKTOP

DEPTH 500MM / 19<sup>5</sup>/<sub>8</sub>"



- Glass worktop.
- Top in cristallo.
- Стеклянная столешница.

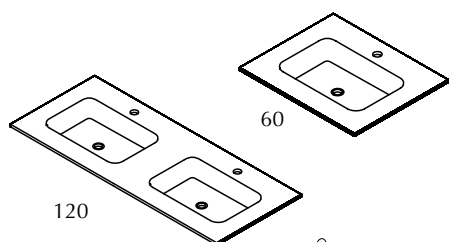
MEASURES	(  )	FINISHES	KEA	SAP	POINTS
0000-0460x12x500 / 0-18 <sup>1</sup> / <sub>8</sub> x0 <sup>1</sup> / <sub>2</sub> x19 <sup>5</sup> / <sub>8</sub>		White Glass	G100021361	700011160	172
0461-0760x12x500 / 18 <sup>1</sup> / <sub>8</sub> -29 <sup>7</sup> / <sub>8</sub> x0 <sup>1</sup> / <sub>2</sub> x19 <sup>5</sup> / <sub>8</sub>		White Glass	G100021358	700011166	283
0761-1060x12x500 / 30-41 <sup>3</sup> / <sub>4</sub> x0 <sup>1</sup> / <sub>2</sub> x19 <sup>5</sup> / <sub>8</sub>		White Glass	G100021364	700011167	395
1061-1360x12x500 / 41 <sup>3</sup> / <sub>4</sub> -53 <sup>1</sup> / <sub>2</sub> x0 <sup>1</sup> / <sub>2</sub> x19 <sup>5</sup> / <sub>8</sub>		White Glass	G100021363	700011161	507
1361-1660x12x500 / 53 <sup>5</sup> / <sub>8</sub> -65 <sup>3</sup> / <sub>8</sub> x0 <sup>1</sup> / <sub>2</sub> x19 <sup>5</sup> / <sub>8</sub>		White Glass	G100021362	700011162	618
1661-1960x12x500 / 65 <sup>3</sup> / <sub>8</sub> -77 <sup>1</sup> / <sub>8</sub> x0 <sup>1</sup> / <sub>2</sub> x19 <sup>5</sup> / <sub>8</sub>		White Glass	G100021365	700011163	730
1961-2260x12x500 / 77 <sup>1</sup> / <sub>4</sub> -89x0 <sup>1</sup> / <sub>2</sub> x19 <sup>5</sup> / <sub>8</sub>		White Glass	G100021359	700011164	842
2261-2710x12x500 / 89-106 <sup>3</sup> / <sub>4</sub> x0 <sup>1</sup> / <sub>2</sub> x19 <sup>5</sup> / <sub>8</sub>		White Glass	G100021360	700011165	1009

POINTS FOR DRILLED ON GLASS WORKTOP  
 PUNTI CORRISPONDENTI AI DIVERSI ATTACCHI PER TOP IN CRISTALLO  
 ПОЗИЦИИ ДЛЯ СТЕКЛЯННЫХ СТОЛЕШНИЦ С ПРОСВЕРЛЕННЫМИ ОТВЕРСТИЯМИ

BASIN SOTTO BOX LAVABO SOTTO BOX РАКОВИНА SOTTO BOX	BOX basin included	559
DEPTH REDUCTION RIDUZIONE FONDO УМЕНЬШЕНИЕ ГЛУБИНЫ		249


## WORKTOPS NEXT EDITION KRION STONE

DEPTH 48CM / 18<sup>7</sup>/<sub>8</sub>"



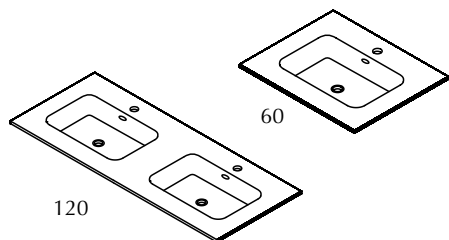
 (NEXT:BPS ≥  $\updownarrow$  36)

- Injected KRION STONE countertop, do not design with standard countertops.
- Requires for installation permanent valve G619999024 SAP100036254.
- Requires drainage G619999026 SAP100036255.
- Top in KRION STONE iniettato, non progettare con top standard.
- Richiede valvola G619999024 SAP100036254.
- Richiede scarico G619999026 SAP100036255.
- Столешница из инжектированного материала KRION STONE; не сочетается со стандартными столешницами.
- Требуется установка постоянного клапана G619999024 SAP100036254.
- Требуется дренаж G619999026 SAP100036255.

MEASURES	(  )	FINISHES	KEA	SAP	POINTS
60,2x13x48 / 23 <sup>5</sup> / <sub>8</sub> x5 <sup>1</sup> / <sub>8</sub> x18 <sup>7</sup> / <sub>8</sub>		KRION STONE	G100471893	100157505	593
120,2x13x48 / 47 <sup>3</sup> / <sub>8</sub> x5 <sup>1</sup> / <sub>8</sub> x18 <sup>7</sup> / <sub>8</sub>		KRION STONE	G100471892	100157504	1380

## WORKTOPS NEXT EDITION KRION STONE CON REBOSADERO


DEPTH 48CM / 18<sup>7</sup>/<sub>8</sub>"



 (NEXT:BPS ≥  $\updownarrow$  48)

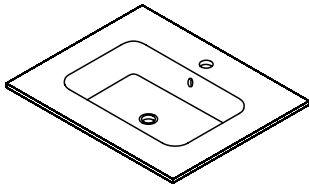
- Injected KRION STONE countertop, do not design with standard countertops.
- Requires for installation permanent valve G619999393 SAP100174610.
- Requires drainage G619999026 SAP100036255.
- Requires overflow G105490007 SAP100126944.
- Top in KRION STONE iniettato, non progettare con top standard.
- Richiede valvola G619999393 SAP100174610.
- Richiede scarico G619999026 SAP100036255.
- Richiede G105490007 SAP100126944.
- Столешница из инжектированного материала KRION STONE; не сочетается со стандартными столешницами.
- Требуется установка постоянного клапана G619999393 SAP100174610.
- Требуется дренаж G619999026 SAP100036255.
- Требуется G105490007 SAP100126944.

EN

MEASURES	(  )	FINISHES	KEA	SAP	POINTS
60,2x13x48 / 23 <sup>5</sup> / <sub>8</sub> x5 <sup>1</sup> / <sub>8</sub> x18 <sup>7</sup> / <sub>8</sub>		KRION STONE	G100471974	100170994	674
120,2x13x48 / 47 <sup>3</sup> / <sub>8</sub> x5 <sup>1</sup> / <sub>8</sub> x18 <sup>7</sup> / <sub>8</sub>		KRION STONE	G100471975	100171106	1542

## WORKTOPS NEXT EDITION GELCOAT

DEPTH 35CM / 13<sup>3/4</sup>"



- GELCOAT basin with overflow.
- Requires for installation valve G619999423 SAP100200010, 72 P.
- Lavabo GELCOAT con troppopieno.
- Richiede valvola G619999423 SAP100200010, 72 P.
- Раковина GELCOAT с переливом.
- Требуется установка клапана G619999423 SAP100200010, 72 P.


(NEXT:BPS ≥ ⚡ 48)

MEASURES	FINISHES	KEA	SAP	POINTS
60,2x13x35 / 23 <sup>5/8</sup> x5 <sup>1/8</sup> x13 <sup>3/4</sup>	GELCOAT	G100472093	100176531	562
45,2x13x35 / 17 <sup>3/4</sup> x5 <sup>1/8</sup> x13 <sup>3/4</sup>		G100472124	100213646	496

## BASIN ONES

REQUIRES WORKTOP

DEPTH 48CM / 18<sup>7/8</sup>"



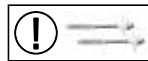
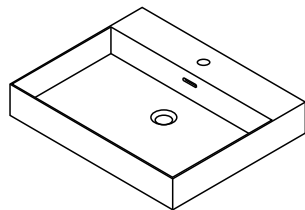
- GELCOAT basin. **REQUIRES WORKTOP.**
- Lavabo GELCOAT. **RICHIEDE TOP IN.**
- Раковина GELCOAT. **НУЖДАЕТСЯ В СТОЛЕШНИЦЕ.**

(NEXT:BPS ≥ ⚡ 36)

MEASURES	FINISHES	KEA	SAP	POINTS
60x13x48 / 23 <sup>5/8</sup> x5 <sup>1/8</sup> x18 <sup>7/8</sup>	GELCOAT	G619000049	100110452	0942
71,5x13x48 / 28 <sup>1/8</sup> x5 <sup>1/8</sup> x18 <sup>7/8</sup>		G619000047	100100508	0982
115x13x48 / 45 <sup>1/4</sup> x5 <sup>1/8</sup> x18 <sup>7/8</sup>		G619000045	100100507	1202

## BASIN SLIM

DEPTH 49CM / 19<sup>1/4</sup>"



- GELCOAT basin with overflow.
- Requires for installation valve G619999423 SAP100200010, 72 P.
- Lavabo GELCOAT con troppopieno.
- Richiede valvola G619999423 SAP100200010, 72 P.
- Раковина GELCOAT с переливом.
- Требуется установка клапана G619999423 SAP100200010, 72 P.

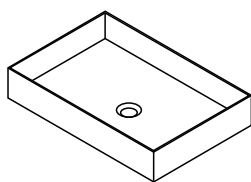
(NEXT:BPS ≥ ⚡ 36)

MEASURES	FINISHES	KEA	SAP	POINTS
60x10x49 / 23 <sup>5/8</sup> x3 <sup>7/8</sup> x19 <sup>1/4</sup>	GELCOAT	G619000085	100221199	596
90x10x49 / 35 <sup>3/8</sup> x3 <sup>7/8</sup> x19 <sup>1/4</sup>		G619000080	100221203	765
120x10x49 / 47 <sup>1/4</sup> x3 <sup>7/8</sup> x19 <sup>1/4</sup>		G619000087	100221205	822
① FIXINGS / ANCLAJE PARED. 60/90 (1UND.) - 120 (2UNDS.)		G100040186	250010391	9

## BASIN SLIM

COUNTERTOP / SOBRE ENCIMERA / VASQUE SUR PLAN

REQUIRES WORKTOP



- GELCOAT basin. **REQUIRES WORKTOP.**
- Requires for installation valve G619999024 SAP100036254, 68 P.
- Lavabo GELCOAT. **RICHIEDE TOP IN.**
- Richiede valvola G619999024 SAP100036254, 68 P.
- Раковина GELCOAT. **НУЖДАЕТСЯ В СТОЛЕШНИЦЕ.**
- Требуется установка клапана G619999024 SAP100036254, 68 P.

(NEXT:BPS ≥ ⚡ 36)

MEASURES	FINISHES	KEA	SAP	POINTS
50x10x33 / 19 <sup>5/8</sup> x3 <sup>7/8</sup> x13	GELCOAT	G619000081	100221198	475

**BOL REQUIRES WORKTOP**



- Ceramic basin. **REQUIRES WORKTOP.**
- Requires for installation valve SAP100200010.
- Lavabo in ceramica. **RICHIEDE TOP IN.**
- Richiede valvola SAP100200010.
- Керамическая раковина. **НУЖДАЕТСЯ В СТОЛЕШНИЦЕ.**
- Требуется установка клапана SAP100200010.

 (NEXT: BPS ≥ 36)

MEASURES		FINISHES	KEA	SAP	POINTS
45x10x45 / 17 <sup>3/4</sup> x3 <sup>7/8</sup> x17 <sup>3/4</sup>		White ceramic	G619000004	100036226	443

**BOX SOTTO REQUIRES WORKTOP**



- Ceramic basin. **REQUIRES WORKTOP.**
- Lavabo in ceramica. **RICHIEDE TOP IN.**
- Керамическая раковина. **НУЖДАЕТСЯ В СТОЛЕШНИЦЕ.**

 BPS1015 / BPS1019 / BPS1020

MEASURES		FINISHES	KEA	SAP	POINTS
54x15x34 / 21 <sup>1/4</sup> x5 <sup>7/8</sup> x13 <sup>3/8</sup>		White ceramic	G610805000	100036217	260





The interpretation made in inches for the dimensions of the different items shown in the price list has been rounded to 1/8, however for a more accurate measurement please use millimetres or centimetres.

## Tetris

<b>EXTERIOR FINISHES</b> FINITURE ESTERNE ОТДЕЛКА ДЛЯ НАРУЖНОГО ИСПОЛЬЗОВАНИЯ	<input type="checkbox"/> Laminate Laminato ЛАМИНАТ	<input checked="" type="checkbox"/> Matt lacquer Laccato opaco МАТОВЫЙ ЛАК	<input checked="" type="checkbox"/> Wood veneer Legno ДЕРЕВО
	<input type="checkbox"/> HPL Stratificato СЛОИСТАЯ	<input checked="" type="checkbox"/> Gloss lacquer Laccato lucido ГЛЯНЦЕВЫЙ ЛАК	
<b>INTERIOR FINISHES</b> FINITURE INTERNE ОТДЕЛКА ДЛЯ ВНУТРЕННЕГО ИСПОЛЬЗОВАНИЯ	<input type="checkbox"/> Laminate Laminato ЛАМИНАТ	<input type="checkbox"/> Wood veneer Legno ДЕРЕВО	<input checked="" type="checkbox"/> Aluminium+laminated base Alluminio + base in laminato Алюминий + основа из ламината
	<input type="checkbox"/> Front handle Maniglia frontale a vista Декоративная передняя ручка	<input checked="" type="checkbox"/> Integrated metal handle Maniglia metallica integrata Встроенная металлическая ручка	<input type="checkbox"/> Integrated mechanized h. Maniglia integrata ricavata sul bordo Встроенная ручка по краю
<b>HANDLES</b> MANIGLIE РУЧКИ	<input type="checkbox"/> Push handle Maniglia Push РУЧКИ Push		
<b>TYPE OF UNITS</b> TIPI DI MODULI ТИПЫ МОДУЛЕЙ	<input checked="" type="checkbox"/> Compact Compatto Компактная	<input checked="" type="checkbox"/> Modular Modulare Модульная	
<b>POSITION</b> POSIZIONE ПОЗИЦИЯ	<input checked="" type="checkbox"/> Wall-mounted Sospeso Подвесная	<input type="checkbox"/> Floor-mounted A terra Напольная	
<b>MEASURES (CM)</b> DIMENSIONI РАЗМЕРЫ	◀ 45 / 60 / 90 / 120 17 <sup>3/4</sup> / 23 <sup>5/8</sup> / 35 <sup>3/8</sup> / 47 <sup>1/4</sup>	▲ 24 / 48 / 52 / 76 / 90 9 <sup>1/2</sup> / 18 <sup>7/8</sup> / 20 <sup>1/2</sup> / 29 <sup>7/8</sup> / 35 <sup>3/8</sup>	▶ 45 / 47 17 <sup>3/4</sup> / 18 <sup>1/2</sup>
<b>WORKTOP &amp; BASIN OPTIONS</b> OPZIONI TOP E LAVABI ВАРИАНТЫ СТОЛЕШНИЦ И УМЫВАЛЬНЫХ РАКОВИН	<input checked="" type="checkbox"/> Bath serie's worktop / basin Lavabo / top della serie Серийная умывальная раковина / столешница	<input checked="" type="checkbox"/> Standard worktops Top standard Стандартные столешницы	<input type="checkbox"/> Worktop + integrated basin Encimera + lavabo integrato Столешница + встроенная умывальная раковина
	<input checked="" type="checkbox"/> Over-mounted basin Lavabo da appoggio Настольная умывальная раковина	<input checked="" type="checkbox"/> Under-mounted basin Lavabo sottopiano Умывальная раковина, встраиваемая в столешницу снизу	<input type="checkbox"/> Double basin as option Opzione doppia vasca Вариант с двойной чашей
<b>WORKTOP FINISHES</b> FINITURE TOP ОТДЕЛКА СТОЛЕШНИЦ	<input checked="" type="checkbox"/> Krion® worktop Top in KRION® Столешница KRION®	<input type="checkbox"/> Gel Coat worktop Top in Gel Coat Столешница с покрытием гелькоут	<input checked="" type="checkbox"/> Natural Stone worktop Top in pietra naturale Столешница из натурального камня.
	<input type="checkbox"/> Glass worktop Top in vetro Столешница из стекла	<input type="checkbox"/> Bath furniture finish worktop Top con la finitura del mobile Столешница с той же отделкой, что и консоль/тумба	
<b>BASIN FINISHES</b> FINITURE LAVABI ОТДЕЛКА УМЫВАЛЬНЫХ РАКОВИН	<input type="checkbox"/> Krion® basin Lavabo in Krion® Умывальная раковина из Krion®	<input type="checkbox"/> Gel Coat basin Lavabo Gelcoat Раковина Gelcoat	<input checked="" type="checkbox"/> Ceramic basin Lavabo in ceramica Керамическая умывальная раковина
	<input type="checkbox"/> Natural Stone basin Lavabo in pietra naturale Умывальная раковина из натурального камня.		
<b>ACCESSORIES</b> ACCESSORI АКСЕССУАРЫ	<input checked="" type="checkbox"/> Mirror Specchio Зеркало	<input checked="" type="checkbox"/> Wall-mounted module Modulo sospeso Подвесной модуль	<input checked="" type="checkbox"/> Tall cabinet Modulo colonna Высокий шкаф
	<input type="checkbox"/> Upper unit Modulo alto Верхний модуль	<input type="checkbox"/> Organizer Organizzatore Органайзер	<input type="checkbox"/> Shelves Mensola Полка
			<input type="checkbox"/> Accessories Accessori Аксессуары

## tetris



A modular unit allowing for an attractive combination of wood, glass, stone and krion. It comes in various finishes in a range of materials. The washbasin is available in either white krion or krion with a 'len', 'star' or "mac" finish granite covering.

Mobile modulare che consente di combinare legno, vetro, stone e krion. Presenta diverse finiture in vari materiali. Il lavabo può essere in krion di colore bianco o in krion rivestito in stone finiture "len", "star" o "mac".

Модульное решение, позволяющее создать композицию из дерева, стекла, мрамора и криона. Доступны различные варианты отделки и изготовления из разных материалов. Умывальная раковина может быть выполнена из белого криона или из криона с отделкой под гранит в вариантах len, star или mac.





+



+



+info p.459

10408 Points  
TETRIS pérgamon brillo / pizarra brillo



+info p.459

5403 Points  
TETRIS negro emotions

tetris

**FINISHES**

WOOD LEGNO ДЕРЕВО



Roble Noche



Roble Cobre



Roble Bronce



Roble Sil



Roble Alba

GLOSS LACQUER LACCATO LUCIDO ГЛЯНЦЕВЫЙ ЛАК



Ónix



Cromo



Féreo




Tórtola



Sílice



Bórax




Cuarcita



Pizarra



Grafito




Plomo




Limo



Pérgamon



Alabastro



Porcelana



Negro Emotions



Ocean Blue



Azul Navy



Bottle



Orégano




Cúrcuma




Safrán



Curry



Blanco Snow



Blanco Emotions

## FINISHES

MATT LACQUER

LACCATO OPACO


МАТОВЫЙ ЛАК



Ónix



Cromo



Férreo




Tórtola



Sílice




Bórax



Cuarcita



Pizarra



Grafito



Plomo




Limo




Pérgamon



Alabastro



Porcelana



Negro Emotions



Ocean Blue



Azul Navy




Bottle



Orégano




Cúrcuma




Safrán



Curry



Blanco Snow



Blanco Emotions

WORKTOPS

TOP

СТОЛЕШНИЦЫ



Mármol Carrara



M. Blanco Ibiza



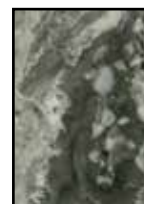
Granito Mac



Granito Star



Granito Portobello



Arabescato Orobico



M. Rosa Portugués



G. Negro Tanzania M.



Granito Len



Barocco Vintage



Cheyenne Vintage



Amarula Vintage



M. Negro Marquina

# tetris



w/o tap hole.  
Senza foro  
Без отверстия для крана.



1 tap hole DX.  
1 foro DX.  
1 отверстие для крана DX.



2 tap hole DX.  
2 fori DX.  
2 отверстия для крана DX.



1 tap hole.  
1 foro.  
1 отверстие для крана.крана.



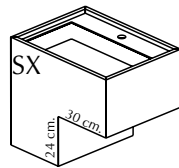
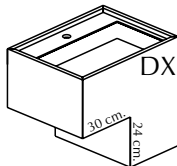
1 tap hole SX.  
1 foro SX.  
1 отверстие для крана SX.



3 tap hole.  
3 fori.  
3 отверстия для крана.

## BASIN

DEPTH 45CM / 17<sup>3</sup>/<sub>4</sub>"



-Basin unit. Sifon and waste included.  
-Always modulate with MS-1

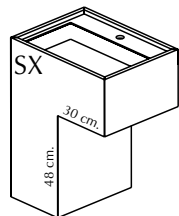
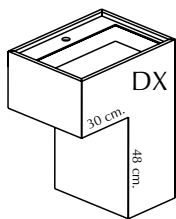
-Lavabo. Scarico e sifone inclusi.  
-Modulare sempre con MS-1

-Раковина. Сифон и донный клапан прилагаются.  
-Всегда следует использовать вместе с MS-1.

MEASURES	FINISHES	BASIN	KEA	SAP	POINTS
60x52x45 / 23 <sup>5</sup> / <sub>8</sub> x20 <sup>3</sup> / <sub>4</sub> x17 <sup>3</sup> / <sub>4</sub>	Granito len/star/mac	DX	G100240005	700003455	3658
	KRION	DX	G100240001	700003451	3700
	Granito len/star/mac	SX	G100240004	700003454	3658
	KRION	SX	G100240000	700003450	3700

## BASIN

DEPTH 45CM / 17<sup>3</sup>/<sub>4</sub>"



-Basin unit. Sifon and waste included.  
-Always modulate with MS-2

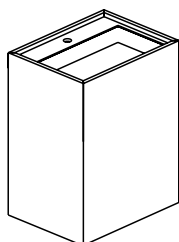
-Lavabo. Scarico e sifone inclusi.  
-Modulare sempre con MS-2

-Раковина. Сифон и донный клапан прилагаются.  
-Всегда следует использовать вместе с MS-2.

MEASURES	FINISHES	BASIN	KEA	SAP	POINTS
60x76x45 / 23 <sup>5</sup> / <sub>8</sub> x29 <sup>7</sup> / <sub>8</sub> x17 <sup>3</sup> / <sub>4</sub>	Granito len/star/mac	DX	G100240007	700003457	3986
	KRION	DX	G100240003	700003453	4030
	Granito len/star/mac	SX	G100240006	700003456	3986
	KRION	SX	G100240002	700003452	4030

## BASIN

DEPTH 45CM / 17<sup>3</sup>/<sub>4</sub>"



-Basin unit. Sifon and waste included.

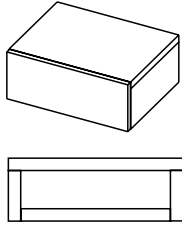
-Lavabo. Scarico e sifone inclusi.

-Раковина. Сифон и донный клапан прилагаются.

MEASURES	FINISHES	KEA	SAP	POINTS
LA 60x90x45 / 23 <sup>5</sup> / <sub>8</sub> x35 <sup>3</sup> / <sub>8</sub> x17 <sup>3</sup> / <sub>4</sub>	Granito len/star/mac	G100240163	700004190	3655

## FREESTANDING UNIT MS-1

DEPTH 47,5CM / 18<sup>3</sup>/<sub>4</sub>"

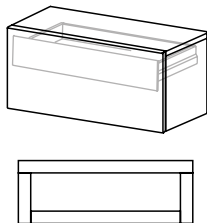


- Wallmounted unit.
- Modulo sospeso con maniglia integrata.
- Блок настенного монтажа.

MEASURES	(xx)	FINISHES	KEA	SAP	POINTS
45x24x47,5 / 17 <sup>3</sup> / <sub>4</sub> x9 <sup>1</sup> / <sub>2</sub> x18 <sup>3</sup> / <sub>4</sub>		Gloss lacquer	G100240008	700003458	788
		Matt lacquer	G100240228	700006445	741
		Wood "ROBLE"	G100240386	700023321	943
60x24x47,5 / 23 <sup>5</sup> / <sub>8</sub> x9 <sup>1</sup> / <sub>2</sub> x18 <sup>3</sup> / <sub>4</sub>		Gloss lacquer	G100240009	700003459	849
		Matt lacquer	G100240219	700006451	782
		Wood "ROBLE"	G100240394	700023274	1006
90x24x47,5 / 35 <sup>3</sup> / <sub>8</sub> x9 <sup>1</sup> / <sub>2</sub> x18 <sup>3</sup> / <sub>4</sub>		Gloss lacquer	G100240010	700003460	987
		Matt lacquer	G100240204	700006457	889
		Wood "ROBLE"	G100240405	700023288	1159
120x24x47,5 / 47 <sup>1</sup> / <sub>4</sub> x9 <sup>1</sup> / <sub>2</sub> x18 <sup>3</sup> / <sub>4</sub>		Gloss lacquer	G100240011	700003461	1146
		Matt lacquer	G100240201	700006440	1009
		Wood "ROBLE"	G100240393	700023314	1324

## FREESTANDING UNIT MS-2

DEPTH 47,5CM / 18<sup>3</sup>/<sub>4</sub>"

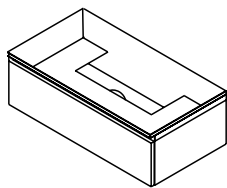


- Wallmounted unit.
- Modulo sospeso con maniglia integrata.
- Блок настенного монтажа.

MEASURES	(xx)	FINISHES	KEA	SAP	POINTS
45x48x47,5 / 17 <sup>3</sup> / <sub>4</sub> x18 <sup>7</sup> / <sub>8</sub> x18 <sup>3</sup> / <sub>4</sub>		Gloss lacquer	G100240016	700003466	1095
		Matt lacquer	G100240209	700006446	1030
		Wood "ROBLE"	G100240388	700023273	1235
60x48x47,5 / 23 <sup>5</sup> / <sub>8</sub> x18 <sup>7</sup> / <sub>8</sub> x18 <sup>3</sup> / <sub>4</sub>		Gloss lacquer	G100240017	700003467	1178
		Matt lacquer	G100240236	700006452	1084
		Wood "ROBLE"	G100240408	700023285	1329
90x48x47,5 / 35 <sup>3</sup> / <sub>8</sub> x18 <sup>7</sup> / <sub>8</sub> x18 <sup>3</sup> / <sub>4</sub>		Gloss lacquer	G100240018	700003468	1388
		Matt lacquer	G100240238	700006458	1250
		Wood "ROBLE"	G100240403	700023275	1564
120x48x47,5 / 47 <sup>1</sup> / <sub>4</sub> x18 <sup>7</sup> / <sub>8</sub> x18 <sup>3</sup> / <sub>4</sub>		Gloss lacquer	G100240019	700003469	1628
		Matt lacquer	G100240237	700006441	1433
		Wood "ROBLE"	G100240389	700023302	1802

## WASH BASIN UNIT BPS-1

DEPTH 47,5CM / 18<sup>3</sup>/<sub>4</sub>"



-Not suitable with SOTTO BOX basin.

-Non compatibile con il lavabo SOTTO BOX e top in KRION.

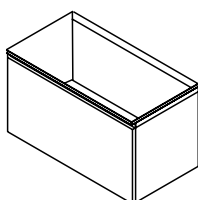
-Не подходит для использования с раковиной SOTTO BOX и столешницей KRION.



MEASURES	(xx)	FINISHES	KEA	SAP	POINTS
60x24x47,5 / 23 <sup>5</sup> / <sub>8</sub> x9 <sup>1</sup> / <sub>2</sub> x18 <sup>3</sup> / <sub>4</sub>		Gloss lacquer	G100240040	700003490	876
		Matt lacquer	G100240242	700006449	806
		Wood "ROBLE"	G100240409	700023303	1034
90x24x47,5 / 35 <sup>3</sup> / <sub>8</sub> x9 <sup>1</sup> / <sub>2</sub> x18 <sup>3</sup> / <sub>4</sub>		Gloss lacquer	G100240041	700003491	1003
		Matt lacquer	G100240248	700006455	923
		Wood "ROBLE"	G100240384	700023293	1170
120x24x47,5 / 47 <sup>1</sup> / <sub>4</sub> x9 <sup>1</sup> / <sub>2</sub> x18 <sup>3</sup> / <sub>4</sub>		Gloss lacquer	G100240042	700003492	1123
		Matt lacquer	G100240215	700006438	1011
		Wood "ROBLE"	G100240374	700023313	1307

## WASH BASIN UNIT BPS-2

DEPTH 47,5CM / 18<sup>3</sup>/<sub>4</sub>"



-Suitable with SOTTO BOX basin and KRION worktop.

-Compatibile con il lavabo SOTTO BOX e top in KRION.

-Не подходит для использования с раковиной SOTTO BOX и столешницей KRION.

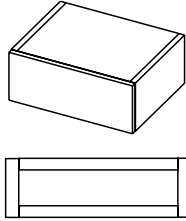


MEASURES	(xx)	FINISHES	KEA	SAP	POINTS
60x48x47,5 / 23 <sup>5</sup> / <sub>8</sub> x18 <sup>7</sup> / <sub>8</sub> x18 <sup>3</sup> / <sub>4</sub>		Gloss lacquer	G100240046	700003496	1013
		Matt lacquer	G100240240	700006450	912
		Wood "ROBLE"	G100240406	700023284	1195
90x48x47,5 / 35 <sup>3</sup> / <sub>8</sub> x18 <sup>7</sup> / <sub>8</sub> x18 <sup>3</sup> / <sub>4</sub>		Gloss lacquer	G100240047	700003497	1161
		Matt lacquer	G100240206	700006456	1022
		Wood "ROBLE"	G100240400	700023322	1365
120x48x47,5 / 47 <sup>1</sup> / <sub>4</sub> x18 <sup>7</sup> / <sub>8</sub> x18 <sup>3</sup> / <sub>4</sub>		Gloss lacquer	G100240048	700003498	1338
		Matt lacquer	G100240224	700006439	1151
		Wood "ROBLE"	G100240392	700023291	1549



## FREESTANDING UNIT MS-3

DEPTH 47,5CM / 18<sup>3/4</sup>"

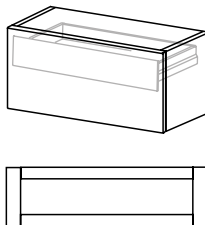


- Wallmounted unit.
- Unit to be installed under a top.
- Modulo sospeso con maniglia integrata.
- Modulo posizionabile solo sotto top.
- Блок настенного монтажа.
- Блок, устанавливаемый под верхний элемент.

MEASURES	(xx)	FINISHES	KEA	SAP	POINTS
45x24x47,5 / 17 <sup>3/4</sup> x9 <sup>1/2</sup> x18 <sup>3/4</sup>		Gloss lacquer	G100240024	700003474	788
		Matt lacquer	G100240234	700006447	757
		Wood "ROBLE"	G100240387	700023282	943
60x24x47,5 / 23 <sup>5/8</sup> x9 <sup>1/2</sup> x18 <sup>3/4</sup>		Gloss lacquer	G100240025	700003475	849
		Matt lacquer	G100240216	700006453	799
		Wood "ROBLE"	G100240402	700023286	1006
90x24x47,5 / 35 <sup>3/8</sup> x9 <sup>1/2</sup> x18 <sup>3/4</sup>		Gloss lacquer	G100240026	700003476	987
		Matt lacquer	G100240244	700006459	909
		Wood "ROBLE"	G100240396	700023315	1159
120x24x47,5 / 47 <sup>1/4</sup> x9 <sup>1/2</sup> x18 <sup>3/4</sup>		Gloss lacquer	G100240027	700003477	1146
		Matt lacquer	G100240223	700006442	1032
		Wood "ROBLE"	G100240375	700023292	1324

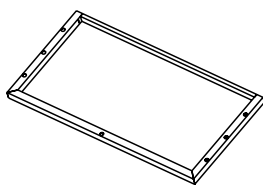
## FREESTANDING UNIT MS-4

DEPTH 47,5CM / 18<sup>3/4</sup>"



- Wallmounted unit.
- Unit to be installed under a top.
- Modulo sospeso con maniglia integrata.
- Modulo posizionabile solo sotto top.
- Блок настенного монтажа.
- Блок, устанавливаемый под верхний элемент.

MEASURES	(xx)	FINISHES	KEA	SAP	POINTS
45x48x47,5 / 17 <sup>3/4</sup> x18 <sup>7/8</sup> x18 <sup>3/4</sup>		Gloss lacquer	G100240032	700003482	1095
		Matt lacquer	G100240230	700006448	986
		Wood "ROBLE"	G100240398	700023283	1235
60x48x47,5 / 23 <sup>5/8</sup> x18 <sup>7/8</sup> x18 <sup>3/4</sup>		Gloss lacquer	G100240033	700003483	1178
		Matt lacquer	G100240217	700006454	1037
		Wood "ROBLE"	G100240401	700023287	1329
90x48x47,5 / 35 <sup>3/8</sup> x18 <sup>7/8</sup> x18 <sup>3/4</sup>		Gloss lacquer	G100240034	700003484	1388
		Matt lacquer	G100240205	700006460	1208
		Wood "ROBLE"	G100240399	700023324	1564
120x48x47,5 / 47 <sup>1/4</sup> x18 <sup>7/8</sup> x18 <sup>3/4</sup>		Gloss lacquer	G100240035	700003485	1628
		Matt lacquer	G100240210	700006443	1401
		Wood "ROBLE"	G100240391	700023320	1802



-Aluminium profile to use with BPS-1, BPS-2.

**-Profile's dimensions must correspond to the total dimension of the composition.**


-Profilo di alluminio per composizioni con base portalavabo BPS-1, BPS-2..


**-La misura del profilo deve essere la misura totale della composizione.**

-Алюминиевый профиль, используемый с BPS-1, BPS-2.


-Размеры профиля должны соответствовать общим размерам композиции.

MEASURES		FINISHES	KEA	SAP	POINTS
45x3x45 / 17 <sup>3/4</sup> x1 <sup>1/8</sup> x17 <sup>3/4</sup>			G100240486	700025959	188
60x3x45 / 23 <sup>5/8</sup> x1 <sup>1/8</sup> x17 <sup>3/4</sup>			G100240487	700026014	194
90x3x45 / 35 <sup>3/8</sup> x1 <sup>1/8</sup> x17 <sup>3/4</sup>			G100240496	700026032	206
105x3x45 / 41 <sup>3/8</sup> x1 <sup>1/8</sup> x17 <sup>3/4</sup>			G100240425	700025990	211
120x3x45 / 47 <sup>1/4</sup> x1 <sup>1/8</sup> x17 <sup>3/4</sup>			G100240464	700025969	219
135x3x45 / 53 <sup>1/8</sup> x1 <sup>1/8</sup> x17 <sup>3/4</sup>			G100240499	700026051	223
150x3x45 / 59x1 <sup>1/8</sup> x17 <sup>3/4</sup>			G100240428	700025991	227
165x3x45 / 65x1 <sup>1/8</sup> x17 <sup>3/4</sup>			G100240434	700025982	233
180x3x45 / 70 <sup>7/8</sup> x1 <sup>1/8</sup> x17 <sup>3/4</sup>			G100240443	700025995	237
195x3x45 / 76 <sup>3/4</sup> x1 <sup>1/8</sup> x17 <sup>3/4</sup>		Inox.	G100240445	700025955	241
210x3x45 / 82 <sup>5/8</sup> x1 <sup>1/8</sup> x17 <sup>3/4</sup>			G100240453	700025997	250
225x3x45 / 88 <sup>5/8</sup> x1 <sup>1/8</sup> x17 <sup>3/4</sup>			G100240446	700025956	254
240x3x45 / 94 <sup>1/2</sup> x1 <sup>1/8</sup> x17 <sup>3/4</sup>			G100240456	700025985	258
255x3x45 / 100 <sup>3/8</sup> x1 <sup>1/8</sup> x17 <sup>3/4</sup>			G100240460	700025986	264
270x3x45 / 106 <sup>1/4</sup> x1 <sup>1/8</sup> x17 <sup>3/4</sup>			G100240463	700025948	270
285x3x45 / 112 <sup>1/4</sup> x1 <sup>1/8</sup> x17 <sup>3/4</sup>			G100240467	700025968	276
300x3x45 / 118x1 <sup>1/8</sup> x17 <sup>3/4</sup>			G100240471	700025949	282
315x3x45 / 124x1 <sup>1/8</sup> x17 <sup>3/4</sup>			G100240473	700025979	288
330x3x45 / 130x1 <sup>1/8</sup> x17 <sup>3/4</sup>			G100240479	700026031	294
45x3x45 / 17 <sup>3/4</sup> x1 <sup>1/8</sup> x17 <sup>3/4</sup>			G100240488	700026012	277
60x3x45 / 23 <sup>5/8</sup> x1 <sup>1/8</sup> x17 <sup>3/4</sup>			G100240495	700026050	285
90x3x45 / 35 <sup>3/8</sup> x1 <sup>1/8</sup> x17 <sup>3/4</sup>			G100240493	700026007	300
105x3x45 / 41 <sup>3/8</sup> x1 <sup>1/8</sup> x17 <sup>3/4</sup>			G100240448	700025945	308
120x3x45 / 47 <sup>1/4</sup> x1 <sup>1/8</sup> x17 <sup>3/4</sup>			G100240489	700026041	318
135x3x45 / 53 <sup>1/8</sup> x1 <sup>1/8</sup> x17 <sup>3/4</sup>			G100240430	700025972	323
150x3x45 / 59x1 <sup>1/8</sup> x17 <sup>3/4</sup>			G100240432	700025964	329
165x3x45 / 65x1 <sup>1/8</sup> x17 <sup>3/4</sup>			G100240431	700025952	338
180x3x45 / 70 <sup>7/8</sup> x1 <sup>1/8</sup> x17 <sup>3/4</sup>			G100240438	700025974	343
195x3x45 / 76 <sup>3/4</sup> x1 <sup>1/8</sup> x17 <sup>3/4</sup>		Matt lacquer	G100240439	700025944	350
210x3x45 / 82 <sup>5/8</sup> x1 <sup>1/8</sup> x17 <sup>3/4</sup>			G100240451	700025946	361
225x3x45 / 88 <sup>5/8</sup> x1 <sup>1/8</sup> x17 <sup>3/4</sup>			G100240450	700025977	367
240x3x45 / 94 <sup>1/2</sup> x1 <sup>1/8</sup> x17 <sup>3/4</sup>			G100240459	700026000	374
255x3x45 / 100 <sup>3/8</sup> x1 <sup>1/8</sup> x17 <sup>3/4</sup>			G100240462	700026002	382
270x3x45 / 106 <sup>1/4</sup> x1 <sup>1/8</sup> x17 <sup>3/4</sup>			G100240465	700025966	390
285x3x45 / 112 <sup>1/4</sup> x1 <sup>1/8</sup> x17 <sup>3/4</sup>			G100240472	700025957	398
300x3x45 / 118x1 <sup>1/8</sup> x17 <sup>3/4</sup>			G100240475	700025989	406
315x3x45 / 124x1 <sup>1/8</sup> x17 <sup>3/4</sup>			G100240481	700026020	414
330x3x45 / 130x1 <sup>1/8</sup> x17 <sup>3/4</sup>			G100240483	700026021	422

MEASURES 	FINISHES	KEA	SAP	POINTS
45x3x45 / 17 <sup>3/4</sup> x1 <sup>1/8</sup> x17 <sup>3/4</sup>	Gloss lacquer	G100240491	700026022	345
60x3x45 / 23 <sup>5/8</sup> x1 <sup>1/8</sup> x17 <sup>3/4</sup>		G100240492	700026023	353
90x3x45 / 35 <sup>3/8</sup> x1 <sup>1/8</sup> x17 <sup>3/4</sup>		G100240498	700026006	368
105x3x45 / 41 <sup>3/8</sup> x1 <sup>1/8</sup> x17 <sup>3/4</sup>		G100240435	700025973	376
120x3x45 / 47 <sup>1/4</sup> x1 <sup>1/8</sup> x17 <sup>3/4</sup>		G100240480	700025958	386
135x3x45 / 53 <sup>1/8</sup> x1 <sup>1/8</sup> x17 <sup>3/4</sup>		G100240427	700025943	393
150x3x45 / 59x1 <sup>1/8</sup> x17 <sup>3/4</sup>		G100240429	700025963	398
165x3x45 / 65x1 <sup>1/8</sup> x17 <sup>3/4</sup>		G100240436	700025993	408
180x3x45 / 70 <sup>7/8</sup> x1 <sup>1/8</sup> x17 <sup>3/4</sup>		G100240444	700025953	415
195x3x45 / 76 <sup>3/4</sup> x1 <sup>1/8</sup> x17 <sup>3/4</sup>		G100240442	700025983	422
210x3x45 / 82 <sup>5/8</sup> x1 <sup>1/8</sup> x17 <sup>3/4</sup>		G100240447	700025975	434
225x3x45 / 88 <sup>5/8</sup> x1 <sup>1/8</sup> x17 <sup>3/4</sup>		G100240452	700025984	441
240x3x45 / 94 <sup>1/2</sup> x1 <sup>1/8</sup> x17 <sup>3/4</sup>		G100240454	700025999	449
255x3x45 / 100 <sup>3/8</sup> x1 <sup>1/8</sup> x17 <sup>3/4</sup>		G100240455	700025965	458
270x3x45 / 106 <sup>1/4</sup> x1 <sup>1/8</sup> x17 <sup>3/4</sup>		G100240468	700025988	466
285x3x45 / 112 <sup>1/4</sup> x1 <sup>1/8</sup> x17 <sup>3/4</sup>		G100240469	700026010	475
300x3x45 / 118x1 <sup>1/8</sup> x17 <sup>3/4</sup>		G100240477	700026011	484
315x3x45 / 124x1 <sup>1/8</sup> x17 <sup>3/4</sup>		G100240478	700026004	493
330x3x45 / 130x1 <sup>1/8</sup> x17 <sup>3/4</sup>		G100240485	700026005	502
45x3x45 / 17 <sup>3/4</sup> x1 <sup>1/8</sup> x17 <sup>3/4</sup>		Wood	G100240490	700026013
60x3x45 / 23 <sup>5/8</sup> x1 <sup>1/8</sup> x17 <sup>3/4</sup>	G100240497		700026042	358
90x3x45 / 35 <sup>3/8</sup> x1 <sup>1/8</sup> x17 <sup>3/4</sup>	G100240494		700026033	376
105x3x45 / 41 <sup>3/8</sup> x1 <sup>1/8</sup> x17 <sup>3/4</sup>	G100240457		700026001	389
120x3x45 / 47 <sup>1/4</sup> x1 <sup>1/8</sup> x17 <sup>3/4</sup>	G100240500		700026043	401
135x3x45 / 53 <sup>1/8</sup> x1 <sup>1/8</sup> x17 <sup>3/4</sup>	G100240426		700025962	410
150x3x45 / 59x1 <sup>1/8</sup> x17 <sup>3/4</sup>	G100240437		700025992	419
165x3x45 / 65x1 <sup>1/8</sup> x17 <sup>3/4</sup>	G100240433		700025994	431
180x3x45 / 70 <sup>7/8</sup> x1 <sup>1/8</sup> x17 <sup>3/4</sup>	G100240441		700025954	440
195x3x45 / 76 <sup>3/4</sup> x1 <sup>1/8</sup> x17 <sup>3/4</sup>	G100240440		700025996	449
210x3x45 / 82 <sup>5/8</sup> x1 <sup>1/8</sup> x17 <sup>3/4</sup>	G100240449		700025976	465
225x3x45 / 88 <sup>5/8</sup> x1 <sup>1/8</sup> x17 <sup>3/4</sup>	G100240458		700025998	474
240x3x45 / 94 <sup>1/2</sup> x1 <sup>1/8</sup> x17 <sup>3/4</sup>	G100240461		700025947	484
255x3x45 / 100 <sup>3/8</sup> x1 <sup>1/8</sup> x17 <sup>3/4</sup>	G100240470		700025987	496
270x3x45 / 106 <sup>1/4</sup> x1 <sup>1/8</sup> x17 <sup>3/4</sup>	G100240466		700025967	506
285x3x45 / 112 <sup>1/4</sup> x1 <sup>1/8</sup> x17 <sup>3/4</sup>	G100240474		700025978	517
300x3x45 / 118x1 <sup>1/8</sup> x17 <sup>3/4</sup>	G100240476		700026003	528
315x3x45 / 124x1 <sup>1/8</sup> x17 <sup>3/4</sup>	G100240482		700026030	539
330x3x45 / 130x1 <sup>1/8</sup> x17 <sup>3/4</sup>	G100240484		700026040	550



- Tall cabinet.
- Colonna
- Высокий шкаф.

MEASURES		FINISHES	OPENS	KEA	SAP	POINTS
31x144x26 / 12 <sup>1</sup> / <sub>4</sub> x56 <sup>3</sup> / <sub>4</sub> x10 <sup>1</sup> / <sub>4</sub>		Wood "ROBLE"	DX SX	G100240407 G100240404	700023316 700023294	1617 1617

## MIRROR LINE

DEPTH 3,5CM / 1<sup>3/8</sup>"

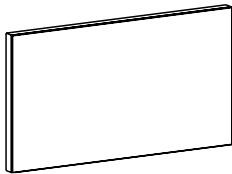


- Mirror LINE w/o light.
- Specchio LINE senza illuminazione.
- Зеркало LINE без подсветки.

MEASURES	(↔x↑□x↘)	FINISHES	KEA	SAP	POINTS
30x120x3,5/ 11 <sup>3/4</sup> x47 <sup>1/4</sup> x1 <sup>3/8</sup>		Gloss lacquer	G100240074	700003514	327
		Matt lacquer	G100240233	700006415	322
		Wood "ROBLE"	G100240413	700023289	360
45x120x3,5/ 17 <sup>3/4</sup> x47 <sup>1/4</sup> x1 <sup>3/8</sup>		Gloss lacquer	G100240075	700003515	380
		Matt lacquer	G100240220	700006421	374
		Wood "ROBLE"	G100240414	700023318	399

## MIRROR BALL

DEPTH 3,5CM / 1<sup>3/8</sup>"



- Mirror BALL w/o light.
- Specchio BALL senza illuminazione.
- Зеркало BALL без подсветки.

MEASURES	(↔x↑□x↘)	FINISHES	KEA	SAP	POINTS
45x45x3,5/ 17 <sup>3/4</sup> x17 <sup>3/4</sup> x1 <sup>3/8</sup>		Gloss lacquer	G100240096	700003528	247
		Matt lacquer	G100240243	700006423	247
		Wood "ROBLE"	G100240380	700023290	273
60x45x3,5/ 23 <sup>5/8</sup> x17 <sup>3/4</sup> x1 <sup>3/8</sup>		Gloss lacquer	G100240097	700003529	278
		Matt lacquer	G100240212	700006429	274
		Wood "ROBLE"	G100240379	700023271	307
90x45x3,5/ 35 <sup>3/8</sup> x17 <sup>3/4</sup> x1 <sup>3/8</sup>		Gloss lacquer	G100240098	700003530	341
		Matt lacquer	G100240198	700006435	336
		Wood "ROBLE"	G100240383	700023312	377
120x45x3,5/ 47 <sup>1/4</sup> x17 <sup>3/4</sup> x1 <sup>3/8</sup>		Gloss lacquer	G100240099	700003531	380
		Matt lacquer	G100240226	700006412	374
		Wood "ROBLE"	G100240385	700023281	399

FOR STANDARD STONE OR KRION WORKTOPS, SEE THE "WORKTOPS" SECTION OF THE PRICE LIST.  
 PER TOP STANDARD DI STONE O KRION CONSULTARE IL PARAGRAFO DEL LISTINO "TOP".  
 СВЕДЕНИЯ О СТАНДАРТНЫХ СТОЛЕШНИЦАХ ИЗ МРАМОРА ИЛИ МАТЕРИАЛА KRION СМ. В РАЗДЕЛЕ «СТОЛЕШНИЦЫ»  
 ПРАЙС-ЛИСТА.

## BOL REQUIRES WORKTOP



- Ceramic basin. **REQUIRES WORKTOP.**
- Requires for installation valve SAP100200010.
- Lavabo in ceramica. **RICHIEDE TOP IN.**
- Richiede valvola SAP100200010.
- Керамическая раковина. **НУЖДАЕТСЯ В СТОЛЕШНИЦЕ.**
- Требуется установка клапана SAP100200010.

 BPS1 / BPS2

MEASURES		FINISHES	KEA	SAP	POINTS
45x10x45	/ 17 <sup>3/4</sup> x3 <sup>7/8</sup> x17 <sup>3/4</sup>	White ceramic	G619000004	100036226	443

## EOS REQUIRES WORKTOP



- Ceramic basin. **REQUIRES WORKTOP.**
- Lavabo in ceramica. **RICHIEDE TOP IN.**
- Керамическая раковина. **НУЖДАЕТСЯ В СТОЛЕШНИЦЕ.**

 BPS1 / BPS2

MEASURES		FINISHES	KEA	SAP	POINTS
60x10x43	/ 23 <sup>5/8</sup> x3 <sup>7/8</sup> x16 <sup>7/8</sup>	White ceramic	G619000034	100056699	443

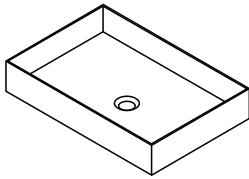
## BOX SOTTO REQUIRES WORKTOP



- Ceramic basin. **REQUIRES WORKTOP.**
- Lavabo in ceramica. **RICHIEDE TOP IN.**
- Керамическая раковина. **НУЖДАЕТСЯ В СТОЛЕШНИЦЕ.**

 BPS2

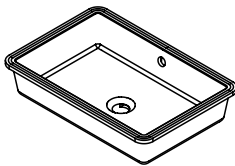
MEASURES		FINISHES	KEA	SAP	POINTS
54x15x34	/ 21 <sup>1/4</sup> x5 <sup>7/8</sup> x13 <sup>3/8</sup>	White ceramic	G610805000	100036217	260

**BASIN SLIM**
**COUNTERTOP / SOBRE ENCIMERA / VASQUE SUR PLAN**
**REQUIRES WORKTOP**


- GELCOAT basin. **REQUIRES WORKTOP.**
- Requires for installation valve G619999024 SAP100036254, 68 P.
- Lavabo GELCOAT. **RICHIEDE TOP IN.**
- Richiede valvola G619999024 SAP100036254, 68 P.
- Раковина GELCOAT. **НУЖДАЕТСЯ В СТОЛЕШНИЦЕ.**
- Требуется установка клапана G619999024 SAP100036254, 68 P.



MEASURES	()	FINISHES	KEA	SAP	POINTS
50x10x33 / 19 <sup>5/8</sup> x3 <sup>7/8</sup> x13		GELCOAT	G619000081	100221198	475

**SOTTO NOVA**
**REQUIRES WORKTOP**


- Ceramic basin. **REQUIRES WORKTOP.**
- Lavabo in ceramica. **RICHIEDE TOP IN.**
- Керамическая раковина. **НУЖДАЕТСЯ В СТОЛЕШНИЦЕ.**



MEASURES	()	FINISHES	KEA	SAP	POINTS
50x14,2x34 / 19 <sup>5/8</sup> x5 <sup>5/8</sup> x13 <sup>3/8</sup>		White ceramic	G619000094	100241696	214
62x14,2x34 / 24 <sup>3/8</sup> x5 <sup>5/8</sup> x13 <sup>3/8</sup>			G619000092	100241683	328



**FINISHES:**

**G-1:** Mármol Carrara, Mármol Blanco Ibiza, Marmol Negro Marquina, Mármol Rosa Portugués.

**G-2:** Granito Len, Granito Mac, Granito Star, Granito Negro Tanzania Mate.

**G-3:** Barocco Vintage, Cheyenne Vintage, Arabescato Orobico.

**G-4:** Amarula Vintage, Granito Portobello.

**WORKTOPS** **TOP** **СТОЛЕШНИЦЫ**



Mármol Carrara



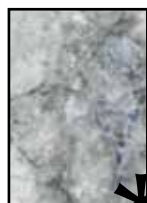
M. Blanco Ibiza



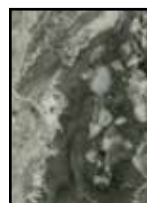
Granito Mac



Granito Star



Granito Portobello



Arabescato Orobico




M. Rosa Portugués



G. Negro Tanzania M.



Granito Len



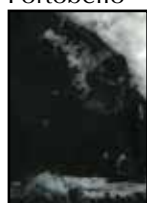
Barocco Vintage



Cheyenne Vintage



Amarula Vintage

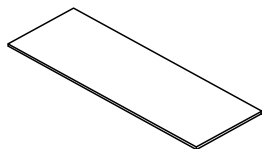


M. Negro Marquina

\* Maximum length recommended 120 cm. / 47<sup>1</sup>/<sub>4</sub>"

\* Lunghezza massima raccomandata 120 cm. / 47<sup>1</sup>/<sub>4</sub>"

\* Рекомендуемая максимальная длина — 120 см / 47<sup>1</sup>/<sub>4</sub>"

**STONE WORKTOPS**
**DEPTH 500MM / 19<sup>5/8</sup>"**


-Worktop.  
-Тор.  
-Столешница.

MEASURES	FINISHES	SAP	POINTS
0000-0460x20x500 / 0-18 <sup>1/8</sup> x0 <sup>3/4</sup> x19 <sup>5/8</sup>	G1	700009480	307
	G2	700009481	394
	G3	700009482	462
	G4	700009483	539
0461-0760x20x500 / 18 <sup>1/8</sup> -29 <sup>7/8</sup> x0 <sup>3/4</sup> x19 <sup>5/8</sup>	G1	700009485	406
	G2	700009486	549
	G3	700009487	661
	G4	700009488	788
0761-1060x20x500 / 30-41 <sup>3/4</sup> x0 <sup>3/4</sup> x19 <sup>5/8</sup>	G1	700009495	505
	G2	700009496	705
	G3	700009497	860
	G4	700009498	1038
1061-1360x20x500 / 41 <sup>3/4</sup> -53 <sup>1/2</sup> x0 <sup>3/4</sup> x19 <sup>5/8</sup>	G1	700009500	616
	G2	700009501	873
	G3	700009502	1073
	G4	700009503	1301
1361-1660x20x500 / 53 <sup>5/8</sup> -65 <sup>3/8</sup> x0 <sup>3/4</sup> x19 <sup>5/8</sup>	G1	700009505	715
	G2	700009506	1028
	G3	700009507	1272
	G4	700009508	1550
1661-1960x20x500 / 65 <sup>3/8</sup> -77 <sup>1/8</sup> x0 <sup>3/4</sup> x19 <sup>5/8</sup>	G1	700009510	827
	G2	700009511	1197
	G3	700009512	1485
	G4	700009513	1813
1961-2260x20x500 / 77 <sup>1/4</sup> -89x0 <sup>3/4</sup> x19 <sup>5/8</sup>	G1	700009515	925
	G2	700009516	1352
	G3	700009517	1684
	G4	700009518	2063
2261-2710x20x500 / 89-106 <sup>3/4</sup> x0 <sup>3/4</sup> x19 <sup>5/8</sup>	G1	700009520	1072
	G2	700009521	1583
	G3	700009522	1981
	G4	700009523	2435

**POINTS FOR DRILLED ON STONE COUNTERTOPS**
**PUNTI CORRISPONDENTI AI DIVERSI ATTACCHI PER TOP IN STONE**
**ПОЗИЦИИ ДЛЯ МРАМОРНЫХ СТОЛЕШНИЦ С ПРОСВЕРЛЕННЫМИ ОТВЕРСТИЯМИ**
**BASIN ON COUNTERTOP**
**LAVABO SOPRATOP**
**РАКОВИНА НА СТОЛЕШНИЦЕ**
**POINTS/UND.**
**35**
**BASIN SOTTO BOX / NOVA**
**LAVABO SOTTO BOX / NOVA**
**РАКОВИНА SOTTO BOX / NOVA**
**POINTS/UND.**
**114**
**DEPTH REDUCTION**
**RIDUZIONE FONDO**
**УМЕНЬШЕНИЕ ГЛУБИНЫ**
**POINTS/UND.**
**42**

**FINISHES:**

**G-2: Bottega Acero, Aged Clay, Aged Dark, Bottega Antracita.**

**G-3: Liem Dark Nature.**

**G-4: Glem White.**

**WORKTOPS** **TOP** **СТОЛЕШНИЦЫ**

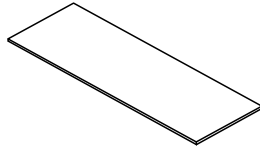


**SOTTO Basin**  
**Lavabo SOTTO**  
**Раковина SOTTO**

BASIN SOTTO KRION LAVABO SOTTO KRION РАКОВИНА SOTTO KRION	(NEXT: BPS ≥ 36)	G100021406	100220388	685
BASIN SOTTO KRION WITH OVERFLOW L. SOTTO KRION CON TROPPORIENO РАКОВИНА SOTTO KRION С ПЕРЕЛИВОМ	(NEXT: BPS ≥ 48)	G100021404	100220387	717
BASIN SOTTO MINI KRION LAVABO SOTTO MINI KRION РАКОВИНА SOTTO MINI KRION	(NEXT: BPS ≥ 36)	G100021407	100220411	674
B. SOTTO MINI KRION WITH OVERFLOW L. SOTTO MINI KRION CON TROPPORIENO РАКОВИНА SOTTO MINI KRION С ПЕРЕЛИВОМ	(NEXT: BPS ≥ 48)	G100021405	100220410	706
SOTTO BOX. CERAMIC BASIN. SOTTO BOX. LAVABO IN CERAMICA. SOTTO BOX. КЕРАМИЧЕСКАЯ РАКОВИНА.	(NEXT: $\begin{matrix} \text{BPS1015} \\ \text{BPS1019} \\ \text{BPS1020} \end{matrix}$ )	G610805000	100036217	260
SOTTO NOVA 50. CERAMIC BASIN. SOTTO NOVA 50. LAVABO IN CERAMICA. SOTTO NOVA 50. КЕРАМИЧЕСКАЯ РАКОВИНА.	BPS ≥ 60 (NEXT: $\begin{matrix} \text{BPS1015} \\ \text{BPS1019} \\ \text{BPS1020} \end{matrix}$ )	G619000094	100241696	214
SOTTO NOVA 60. CERAMIC BASIN. SOTTO NOVA 60. LAVABO IN CERAMICA. SOTTO NOVA 60. КЕРАМИЧЕСКАЯ РАКОВИНА.	BPS ≥ 80 (NEXT: $\begin{matrix} \text{BPS1015} \\ \text{BPS1019} \\ \text{BPS1020} \end{matrix}$ )	G619000092	100241683	328

## XTONE WORKTOPS

DEPTH 500MM / 19<sup>5/8</sup>"



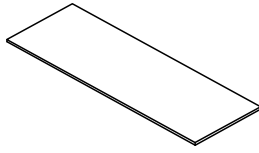
-Worktop.  
-Тор.  
-Столешница.

MEASURES	FINISHES	SAP	POINTS
0000-0460x12x500 / 0-18 <sup>1/8</sup> x0 <sup>1/2</sup> x19 <sup>5/8</sup>	G2	700023390	448
	G3	700023430	481
	G4	700023442	513
0461-0760x12x500 / 18 <sup>1/8</sup> -29 <sup>7/8</sup> x0 <sup>1/2</sup> x19 <sup>5/8</sup>	G2	700023402	613
	G3	700023440	667
	G4	700023431	720
0761-1060x12x500 / 30-41 <sup>3/4</sup> x0 <sup>1/2</sup> x19 <sup>5/8</sup>	G2	700023441	778
	G3	700023413	853
	G4	700023414	928
1061-1360x12x500 / 41 <sup>3/4</sup> -53 <sup>1/2</sup> x0 <sup>1/2</sup> x19 <sup>5/8</sup>	G2	700023421	957
	G3	700023432	1053
	G4	700023415	1149
1361-1660x12x500 / 53 <sup>5/8</sup> -65 <sup>3/8</sup> x0 <sup>1/2</sup> x19 <sup>5/8</sup>	G2	700023433	1128
	G3	700023443	1245
	G4	700023422	1362
1661-1960x12x500 / 65 <sup>3/8</sup> -77 <sup>1/8</sup> x0 <sup>1/2</sup> x19 <sup>5/8</sup>	G2	700023391	1308
	G3	700023392	1446
	G4	700023400	1584
1961-2260x12x500 / 77 <sup>1/4</sup> -89x0 <sup>1/2</sup> x19 <sup>5/8</sup>	G2	700023393	1472
	G3	700023410	1632
	G4	700023411	1791
2261-2710x12x500 / 89-106 <sup>3/4</sup> x0 <sup>1/2</sup> x19 <sup>5/8</sup>	G2	700023412	1721
	G3	700023401	1912
	G4	700023420	2103

POINTS FOR DRILLED ON XTONE COUNTERTOPS  
PUNTI CORRISPONDENTI AI DIVERSI ATTACCHI PER TOP IN XTONE  
ПОЗИЦИИ ДЛЯ СТОЛЕШНИЦ ИЗ МАТЕРИАЛА ХТОНЕ С ПРОСВЕРЛЕННЫМИ ОТВЕРСТИЯМИ

BASIN ON COUNTERTOP LAVABO SOPRATOP РАКОВИНА НА СТОЛЕШНИЦЕ	POINTS/UND.	35
BASIN SOTTO LAVABO SOTTO РАКОВИНА SOTTO	POINTS/UND.	114
DEPTH REDUCTION RIDUZIONE FONDO УМЕНЬШЕНИЕ ГЛУБИНЫ	POINTS/UND.	42

## KRION LUX WORKTOPS

DEPTH 500MM / 19<sup>5</sup>/<sub>8</sub>"

-Worktop.  
-Тор.  
-Столешница.

MEASURES	FINISHES	SAP	POINTS
0000-0460x12x500 / 0-18 <sup>1</sup> / <sub>8</sub> x0 <sup>1</sup> / <sub>2</sub> x19 <sup>5</sup> / <sub>8</sub>		700009484	228
0461-0760x12x500 / 18 <sup>1</sup> / <sub>8</sub> -29 <sup>7</sup> / <sub>8</sub> x0 <sup>1</sup> / <sub>2</sub> x19 <sup>5</sup> / <sub>8</sub>		700009489	334
0761-1060x12x500 / 30-41 <sup>3</sup> / <sub>4</sub> x0 <sup>1</sup> / <sub>2</sub> x19 <sup>5</sup> / <sub>8</sub>		700009499	462
1061-1360x12x500 / 41 <sup>3</sup> / <sub>4</sub> -53 <sup>1</sup> / <sub>2</sub> x0 <sup>1</sup> / <sub>2</sub> x19 <sup>5</sup> / <sub>8</sub>	KRION LUX	700009504	567
1361-1660x12x500 / 53 <sup>5</sup> / <sub>8</sub> -65 <sup>3</sup> / <sub>8</sub> x0 <sup>1</sup> / <sub>2</sub> x19 <sup>5</sup> / <sub>8</sub>		700009509	666
1661-1960x12x500 / 65 <sup>3</sup> / <sub>8</sub> -77 <sup>1</sup> / <sub>8</sub> x0 <sup>1</sup> / <sub>2</sub> x19 <sup>5</sup> / <sub>8</sub>		700009514	776
1961-2260x12x500 / 77 <sup>1</sup> / <sub>4</sub> -89x0 <sup>1</sup> / <sub>2</sub> x19 <sup>5</sup> / <sub>8</sub>		700009519	904
2261-2710x12x500 / 89-106 <sup>3</sup> / <sub>4</sub> x0 <sup>1</sup> / <sub>2</sub> x19 <sup>5</sup> / <sub>8</sub>		700009524	1054

## POINTS FOR DRILLED ON KRION COUNTERTOPS

PUNTI CORRISPONDENTI AI DIVERSI ATTACCHI PER TOP IN KRION

ПОЗИЦИИ ДЛЯ СТОЛЕШНИЦ ИЗ МАТЕРИАЛА KRION С ПРОСВЕРЛЕННЫМИ ОТВЕРСТИЯМИ

## BASIN ON COUNTERTOP

LAVABO SOPRATOP

(NEXT:BPS ≥ ⚡36) POINTS/UND. 63

РАКОВИНА НА СТОЛЕШНИЦЕ

## BASIN SOTTO KRION

LAVABO SOTTO KRION

BASIN INCL. (NEXT:BPS ≥ ⚡36) POINTS/UND. 728

РАКОВИНА SOTTO KRION

## BASIN SOTTO KRION WITH OVERFLOW

L. SOTTO KRION CON TROPPOPIENO

BASIN INCL. (NEXT:BPS ≥ ⚡48) POINTS/UND. 780

РАКОВИНА SOTTO KRION С ПЕРЕЛИВОМ

## DEPTH REDUCTION

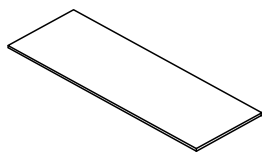
RIDUZIONE FONDO

POINTS/UND. 35

УМЕНЬШЕНИЕ ГЛУБИНЫ

## NEXT

Basin Lavabo Раковина	BPS 24 cm.† (BPS1001, BPS1011)	If >24 cm tall upper drawer Cassetto superiore > 24 cm. altezza Верхний ящик высотой >24 см		
Sotto Krion	OK	FLEXIBLE DRAIN SCARICO FLESSIBILE ГИБКИЙ СЛИВ COD. 100100505	OK	MINI DRAIN SCARICO MINI МИНСЛИВ COD. 100036255
		VALVE VALVOLA КЛАПАН COD. 100036254		VALVE VALVOLA КЛАПАН COD. 100036254
Sotto Krion with overflow Sotto Krion con troppo pieno Sotto Krion с переливом	NO		OK	OVERFLOW TROPPOPIENO ПЕРЕЛИВ <b>INCLUDED</b> MINI DRAIN SCARICO MINI МИНСЛИВ COD. 100036255
Box / NOVA	NO		OK	MINI DRAIN SCARICO MINI МИНСЛИВ COD. 100036255



-Worktop.  
-Тор.  
-Столешница.

MEASURES	FINISHES	SAP	POINTS
0000-0460x12x360 / 0-18 <sup>1</sup> / <sub>8</sub> x0 <sup>1</sup> / <sub>2</sub> x14 <sup>1</sup> / <sub>8</sub>		700014940	177
0461-0760x12x360 / 18 <sup>1</sup> / <sub>8</sub> -29 <sup>7</sup> / <sub>8</sub> x0 <sup>1</sup> / <sub>2</sub> x14 <sup>1</sup> / <sub>8</sub>		700014946	265
0761-1060x12x360 / 30-41 <sup>3</sup> / <sub>4</sub> x0 <sup>1</sup> / <sub>2</sub> x14 <sup>1</sup> / <sub>8</sub>		700014947	351
1061-1360x12x360 / 41 <sup>3</sup> / <sub>4</sub> -53 <sup>1</sup> / <sub>2</sub> x0 <sup>1</sup> / <sub>2</sub> x14 <sup>1</sup> / <sub>8</sub>	KRION LUX	700014941	434
1361-1660x12x360 / 53 <sup>5</sup> / <sub>8</sub> -65 <sup>3</sup> / <sub>8</sub> x0 <sup>1</sup> / <sub>2</sub> x14 <sup>1</sup> / <sub>8</sub>		700014942	516
1661-1960x12x360 / 65 <sup>3</sup> / <sub>8</sub> -77 <sup>1</sup> / <sub>8</sub> x0 <sup>1</sup> / <sub>2</sub> x14 <sup>1</sup> / <sub>8</sub>		700014943	609
1961-2260x12x360 / 77 <sup>1</sup> / <sub>4</sub> -89x0 <sup>1</sup> / <sub>2</sub> x14 <sup>1</sup> / <sub>8</sub>		700014944	691
2261-2710x12x360 / 89-106 <sup>3</sup> / <sub>4</sub> x0 <sup>1</sup> / <sub>2</sub> x14 <sup>1</sup> / <sub>8</sub>		700014945	815

## POINTS FOR DRILLED ON KRION COUNTERTOPS

PUNTI CORRISPONDENTI AI DIVERSI ATTACCHI PER TOP IN KRION

ПОЗИЦИИ ДЛЯ СТОЛЕШНИЦ ИЗ МАТЕРИАЛА KRION С ПРОСВЕРЛЕННЫМИ ОТВЕРСТИЯМИ

BASIN ON COUNTERTOP

LAVABO SOPRATOP

РАКОВИНА НА СТОЛЕШНИЦЕ

(NEXT:BPS ≥ ⚡36) POINTS/UND. 63

BASIN SOTTO MINI KRION

LAVABO SOTTO MINI KRION

РАКОВИНА SOTTO MINI KRION

BASIN INCL. (NEXT:BPS ≥ ⚡36) POINTS/UND. 718

B. SOTTO MINI KRION WITH OVERFLOW

L. SOTTO MINI KRION CON TROPPOPIENO

РАКОВИНА SOTTO MINI KRION С ПЕРЕЛИВОМ

BASIN INC. (NEXT:BPS ≥ ⚡48) POINTS/UND. 770

## NEXT REDUCED DEPTH

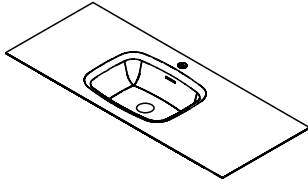
NEXT PROFONDITÀ RIDOTTA

NEXT С УМЕНЬШЕННОЙ ГЛУБИНОЙ

Basin Lavabo Раковина	If 24 cm tall upper drawer Cassetto superiore 24 cm. altezza Верхний ящик высотой 24 см	If >24 cm tall upper drawer Cassetto superiore > 24 cm. altezza Верхний ящик высотой >24 см		
Sotto Mini Krion	OK	FLEXIBLE DRAIN SCARICO FLESSIBILE ГИБКИЙ СЛИВ COD. 100100505	OK	MINI DRAIN SCARICO MINI МИНИСЛИВ COD. 100036255
		VALVE VALVOLA КЛАПАН COD. 100036254		VALVE VALVOLA КЛАПАН COD. 100036254
Sotto Mini Krion with overflow Sotto Mini Krion con troppopieno Sotto Mini Krion с переливом	NO	OK	OVERFLOW TROPPOPIENO ПЕРЕЛИВ <b>INCLUDED</b>	MINI DRAIN SCARICO MINI МИНИСЛИВ COD. 100036255

## THERMOFORMED KRION WORKTOPS

DEPTH 500MM / 19<sup>5/8</sup>"

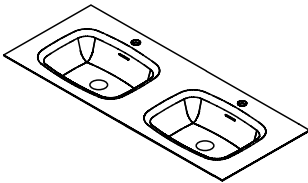


- Krion worktop thermoformed.
- \*For series DESS and CICLO +125 points.
- Top Krion termoformato.
- \*Per serie DESS e CICLO +125 punti.
- Термоформованные столешницы Krion.
- \*Для серий DESS и CICLO +125 позиций.

MEASURES	FINISHES	SAP	POINTS
0600-0760x12x500 / 23 <sup>5/8</sup> -29 <sup>7/8</sup> x0 <sup>1/2</sup> x19 <sup>5/8</sup>	KRION	700018403	0932*
0761-1060x12x500 / 30-41 <sup>3/4</sup> x0 <sup>1/2</sup> x19 <sup>5/8</sup>		700018423	1322*
1061-1360x12x500 / 41 <sup>3/4</sup> -53 <sup>1/2</sup> x0 <sup>1/2</sup> x19 <sup>5/8</sup>		700018431	1356*
1361-1660x12x500 / 53 <sup>5/8</sup> -65 <sup>3/8</sup> x0 <sup>1/2</sup> x19 <sup>5/8</sup>		700018433	1832*
1661-1960x12x500 / 65 <sup>3/8</sup> -77 <sup>1/8</sup> x0 <sup>1/2</sup> x19 <sup>5/8</sup>		700018412	2069*
1961-2260x12x500 / 77 <sup>1/4</sup> -89x0 <sup>1/2</sup> x19 <sup>5/8</sup>		700018402	2273*
2261-2710x12x500 / 89-106 <sup>3/4</sup> x0 <sup>1/2</sup> x19 <sup>5/8</sup>		700018434	2613*

## THERMOFORMED KRION WORKTOPS

DEPTH 500MM / 19<sup>5/8</sup>"



- Krion worktop thermoformed.
- \*For series DESS and CICLO +125 points.
- Top Krion termoformato.
- \*Per serie DESS e CICLO +125 punti.
- Термоформованные столешницы Krion.
- \*Для серий DESS и CICLO +125 позиций.

MEASURES	FINISHES	SAP	POINTS
1200-1360x12x500 / 47 <sup>1/4</sup> -53 <sup>1/2</sup> x0 <sup>1/2</sup> x19 <sup>5/8</sup>	KRION	700018424	1951*
1361-1660x12x500 / 53 <sup>5/8</sup> -65 <sup>3/8</sup> x0 <sup>1/2</sup> x19 <sup>5/8</sup>		700018435	2189*
1661-1960x12x500 / 65 <sup>3/8</sup> -77 <sup>1/8</sup> x0 <sup>1/2</sup> x19 <sup>5/8</sup>		700018432	2427*
1961-2260x12x500 / 77 <sup>1/4</sup> -89x0 <sup>1/2</sup> x19 <sup>5/8</sup>		700018422	2631*
2261-2710x12x500 / 89-106 <sup>3/4</sup> x0 <sup>1/2</sup> x19 <sup>5/8</sup>		700018401	3004*

## NEXT

Basin Lavabo Раковина	24 cm tall upper drawer Cassetto superiore 24 cm. altezza Верхний ящик высотой 24 см	>24 cm tall upper drawer Cassetto superiore > 24 cm. altezza Верхний ящик высотой >24 см	
Sotto Krion with overflow Sotto Krion con troppopieno Sotto Krion с переливом	NO	OK	MINI DRAIN SCARICO MINI МИНИСЛИВ COD. 100036255 VALVE VALVOLA КЛАПАН COD. 100174610



## CLIK CLACK POP UP WASTE KRION



- Clik clack pop up waste without overflow. KRION.
- Valvola clik clack senza troppopieno. KRION.
- Защелкивающийся донный клапан, исключающий переполнение. KRION.

KEA	SAP	POINTS
G619999393	100174610	112

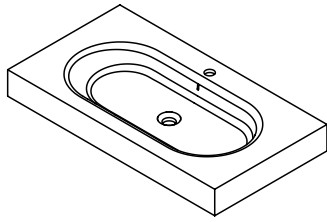
## DESG.300 MINI



- Drainage chrom.
- Scarico cromato.
- Дренаж хромированный.

FINISHES	KEA	SAP	POINTS
Cromado	G619999026	100036255	103

## KRION WORKTOPS TOMO



-Worktop.

-Requires for installation valve SAP100174610.

-Top.

-Richiede valvola SAP100174610.

-Столешница.

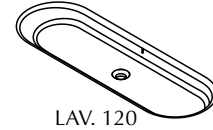
-Требуется установка клапана SAP100174610.



LAV. 60



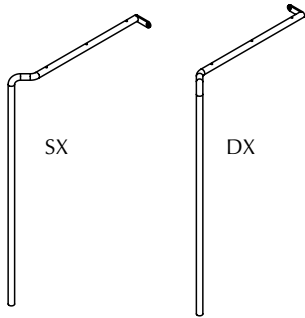
LAV. 90



LAV. 120

MEASURES	FINISHES	KEA	SAP	POINTS
60x10x49 / 23 <sup>5/8</sup> x3 <sup>7/8</sup> x19 <sup>1/4</sup>	KRION LAV.60	G100620520	100278371	1548
80x10x49 / 31 <sup>1/2</sup> x3 <sup>7/8</sup> x19 <sup>1/4</sup>	KRION LAV.60	G100620528	100278372	1706
90x10x49 / 35 <sup>3/8</sup> x3 <sup>7/8</sup> x19 <sup>1/4</sup>	KRION LAV.90	G100620521	100278373	1869
100x10x49 / 39 <sup>3/8</sup> x3 <sup>7/8</sup> x19 <sup>1/4</sup>	KRION LAV.90	G100620517	100278367	1958
120x10x49 / 47 <sup>1/4</sup> x3 <sup>7/8</sup> x19 <sup>1/4</sup>	KRION LAV.90	G100620518	100278370	2270
120x10x49 / 47 <sup>1/4</sup> x3 <sup>7/8</sup> x19 <sup>1/4</sup>	KRION LAV.120	G100620516	100278369	2390
120x10x49 / 47 <sup>1/4</sup> x3 <sup>7/8</sup> x19 <sup>1/4</sup>	KRION LAV.120 2G.	G100620514	100278368	2422
120x10x49 / 47 <sup>1/4</sup> x3 <sup>7/8</sup> x19 <sup>1/4</sup>	KRION D/S LAV.60	G100620555	100278821	2532
120x10x49 / 47 <sup>1/4</sup> x3 <sup>7/8</sup> x19 <sup>1/4</sup>	KRION LAV. DX 90	G100620553	100278840	2330
120x10x49 / 47 <sup>1/4</sup> x3 <sup>7/8</sup> x19 <sup>1/4</sup>	KRION LAV. SX 90	G100620554	100278841	2330
60x10x49 / 23 <sup>5/8</sup> x3 <sup>7/8</sup> x19 <sup>1/4</sup>	<b>2 LEGS</b> / KRION LAV.60	G100620536	100278386	1710
80x10x49 / 31 <sup>1/2</sup> x3 <sup>7/8</sup> x19 <sup>1/4</sup>	<b>2 LEGS</b> / KRION LAV.60	G100620532	100278389	1914
90x10x49 / 35 <sup>3/8</sup> x3 <sup>7/8</sup> x19 <sup>1/4</sup>	<b>2 LEGS</b> / KRION LAV.90	G100620529	100278392	2080
100x10x49 / 39 <sup>3/8</sup> x3 <sup>7/8</sup> x19 <sup>1/4</sup>	<b>2 LEGS</b> / KRION LAV.90	G100620533	100278374	2134
120x10x49 / 47 <sup>1/4</sup> x3 <sup>7/8</sup> x19 <sup>1/4</sup>	<b>2 LEGS</b> / KRION LAV.90	G100620526	100278377	2387
120x10x49 / 47 <sup>1/4</sup> x3 <sup>7/8</sup> x19 <sup>1/4</sup>	<b>2 LEGS</b> / KRION LAV.120	G100620519	100278380	2594
120x10x49 / 47 <sup>1/4</sup> x3 <sup>7/8</sup> x19 <sup>1/4</sup>	<b>2 LEGS</b> / KRION LAV.120 2G.	G100620523	100278381	2607
120x10x49 / 47 <sup>1/4</sup> x3 <sup>7/8</sup> x19 <sup>1/4</sup>	<b>2 LEGS</b> / KRION D/S LAV.60	G100620550	100278832	2684
120x10x49 / 47 <sup>1/4</sup> x3 <sup>7/8</sup> x19 <sup>1/4</sup>	<b>2 LEGS</b> / KRION LAV. DX 90	G100620549	100278822	2491
120x10x49 / 47 <sup>1/4</sup> x3 <sup>7/8</sup> x19 <sup>1/4</sup>	<b>2 LEGS</b> / KRION LAV. SX 90	G100620546	100278779	2491
60x10x49 / 23 <sup>5/8</sup> x3 <sup>7/8</sup> x19 <sup>1/4</sup>	<b>1 LEG DX</b> / KRION LAV.60	G100620538	100278387	1616
80x10x49 / 31 <sup>1/2</sup> x3 <sup>7/8</sup> x19 <sup>1/4</sup>	<b>1 LEG DX</b> / KRION LAV.60	G100620540	100278390	1785
90x10x49 / 35 <sup>3/8</sup> x3 <sup>7/8</sup> x19 <sup>1/4</sup>	<b>1 LEG DX</b> / KRION LAV.90	G100620525	100278393	1951
100x10x49 / 39 <sup>3/8</sup> x3 <sup>7/8</sup> x19 <sup>1/4</sup>	<b>1 LEG DX</b> / KRION LAV.90	G100620542	100278375	2036
120x10x49 / 47 <sup>1/4</sup> x3 <sup>7/8</sup> x19 <sup>1/4</sup>	<b>1 LEG DX</b> / KRION LAV.90	G100620522	100278378	2378
120x10x49 / 47 <sup>1/4</sup> x3 <sup>7/8</sup> x19 <sup>1/4</sup>	<b>1 LEG DX</b> / KRION LAV.120	G100620531	100278384	2498
120x10x49 / 47 <sup>1/4</sup> x3 <sup>7/8</sup> x19 <sup>1/4</sup>	<b>1 LEG DX</b> / KRION LAV.120 2G.	G100620527	100278382	2514
120x10x49 / 47 <sup>1/4</sup> x3 <sup>7/8</sup> x19 <sup>1/4</sup>	<b>1 LEG DX</b> / KRION D/S LAV.60	G100620551	100278813	2656
120x10x49 / 47 <sup>1/4</sup> x3 <sup>7/8</sup> x19 <sup>1/4</sup>	<b>1 LEG DX</b> / KRION LAV. DX 90	G100620552	100278848	2438
60x10x49 / 23 <sup>5/8</sup> x3 <sup>7/8</sup> x19 <sup>1/4</sup>	<b>1 LEG SX</b> / KRION LAV.60	G100620534	100278388	1616
80x10x49 / 31 <sup>1/2</sup> x3 <sup>7/8</sup> x19 <sup>1/4</sup>	<b>1 LEG SX</b> / KRION LAV.60	G100620524	100278391	1785
90x10x49 / 35 <sup>3/8</sup> x3 <sup>7/8</sup> x19 <sup>1/4</sup>	<b>1 LEG SX</b> / KRION LAV.90	G100620541	100278394	1951
100x10x49 / 39 <sup>3/8</sup> x3 <sup>7/8</sup> x19 <sup>1/4</sup>	<b>1 LEG SX</b> / KRION LAV.90	G100620535	100278376	2036
120x10x49 / 47 <sup>1/4</sup> x3 <sup>7/8</sup> x19 <sup>1/4</sup>	<b>1 LEG SX</b> / KRION LAV.90	G100620537	100278379	2378
120x10x49 / 47 <sup>1/4</sup> x3 <sup>7/8</sup> x19 <sup>1/4</sup>	<b>1 LEG SX</b> / KRION LAV.120	G100620530	100278385	2498
120x10x49 / 47 <sup>1/4</sup> x3 <sup>7/8</sup> x19 <sup>1/4</sup>	<b>1 LEG SX</b> / KRION LAV.120 2G.	G100620543	100278383	2514
120x10x49 / 47 <sup>1/4</sup> x3 <sup>7/8</sup> x19 <sup>1/4</sup>	<b>1 LEG SX</b> / KRION D/S LAV.60	G100620548	100278833	2656
120x10x49 / 47 <sup>1/4</sup> x3 <sup>7/8</sup> x19 <sup>1/4</sup>	<b>1 LEG SX</b> / KRION LAV. SX 90	G100620545	100278830	2438

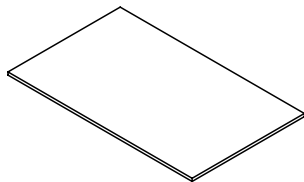
## LEG FOR KRION WORKTOPS TOMO



-Leg.  
-Piedini.  
-Нора.

MEASURES (H)	FINISHES	KEA	SAP	POINTS
88x34 <sup>5/8</sup>	<b>DX LEG. METAL SABLE</b>	G100620486	100278410	0363
	<b>SX LEG. METAL SABLE</b>	G100620485	100278411	0363

## KRION WORKTOP LAST SOTTO



-Worktop.  
-Top.  
-Столешница.

**-Requires for installation valve SAP100174610.**  
**-Richiede valvola SAP100174610.**  
**-Требуется установка клапана SAP100174610.**



MEASURES	FINISHES	SAP	POINTS
0600-0760x12x490 / 23 <sup>5/8</sup> -29 <sup>7/8</sup> x0 <sup>1/2</sup> x19 <sup>1/4</sup>		700028100	656
0761-1060x12x490 / 30-41 <sup>3/4</sup> x0 <sup>1/2</sup> x19 <sup>1/4</sup>		700028101	906
1061-1360x12x490 / 41 <sup>3/4</sup> -53 <sup>1/2</sup> x0 <sup>1/2</sup> x19 <sup>1/4</sup>		700027725	1161
1361-1660x12x490 / 53 <sup>5/8</sup> -65 <sup>3/8</sup> x0 <sup>1/2</sup> x19 <sup>1/4</sup>	KRION LUX	700027726	1421
1661-1960x12x490 / 65 <sup>3/8</sup> -77 <sup>1/8</sup> x0 <sup>1/2</sup> x19 <sup>1/4</sup>		700027727	1657
1961-2260x12x490 / 77 <sup>1/4</sup> -89x0 <sup>1/2</sup> x19 <sup>1/4</sup>		700027728	1883
2261-2710x12x490 / 89-106 <sup>3/4</sup> x0 <sup>1/2</sup> x19 <sup>1/4</sup>		700027729	2200

## POINTS FOR DRILLED ON KRION COUNTERTOPS

PUNTI CORRISPONDENTI AI DIVERSI ATTACCHI PER TOP IN KRION

ПОЗИЦИИ ДЛЯ СТОЛЕШНИЦ ИЗ МАТЕРИАЛА КРИОН С ПРОСВЕРЛЕННЫМИ ОТВЕРСТИЯМИ

	MEASURES (HxLxW)				
	49,8x8,5x34,5 19 <sup>5/8</sup> x3 <sup>3/8</sup> x13 <sup>5/8</sup>	BASIN INCL.	BPS ≥ ↔ 600	POINTS/UND.	384
	72,4x8,5x34,5 28 <sup>1/2</sup> x3 <sup>3/8</sup> x13 <sup>5/8</sup>	BASIN INCL.	BPS ≥ ↔ 900	POINTS/UND.	496
	102,4x8,5x34,5 40 <sup>3/8</sup> x3 <sup>3/8</sup> x13 <sup>5/8</sup>	BASIN INCL.	BPS ≥ ↔ 120	POINTS/UND.	603





## skyline

Fase	334
Radio	340
Gap	346
Skill	354
Hem	360
Core	368
Tuck	376
Nut	384
Way	390
Flow	398
Bambu	408
Urban	416
Folk	424
Travat	432
Dock	440





The interpretation made in inches for the dimensions of the different items shown in the price list has been rounded to 1/8, however for a more accurate measurement please use millimetres or centimetres.

## Fase

<b>EXTERIOR FINISHES</b> FINITURE ESTERNE ОТДЕЛКА ДЛЯ НАРУЖНОГО ИСПОЛЬЗОВАНИЯ	<input checked="" type="checkbox"/> Laminate Laminato ЛАМИНАТ	<input type="checkbox"/> Matt lacquer Laccato opaco МАТОВЫЙ ЛАК	<input type="checkbox"/> Wood veneer Legno ДЕРЕВО
	<input type="checkbox"/> HPL Stratificato СЛОИСТАЯ	<input type="checkbox"/> Gloss lacquer Laccato lucido ГЛЯНЦЕВЫЙ ЛАК	
<b>INTERIOR FINISHES</b> FINITURE INTERNE ОТДЕЛКА ДЛЯ ВНУТРЕННЕГО ИСПОЛЬЗОВАНИЯ	<input checked="" type="checkbox"/> Laminate Laminato ЛАМИНАТ	<input type="checkbox"/> Wood veneer Legno ДЕРЕВО	<input type="checkbox"/> Aluminium+laminated base Alluminio + base in laminato Алюминий + основа из ламината
	<input type="checkbox"/> Front handle Maniglia frontale a vista Декоративная передняя ручка	<input type="checkbox"/> Integrated metal handle Maniglia metallica integrata Встроенная металлическая ручка	<input checked="" type="checkbox"/> Integrated mechanized h. Maniglia integrata ricavata sul bordo Встроенная ручка по краю
<b>HANDLES</b> MANIGLIE РУЧКИ	<input type="checkbox"/> Push handle Maniglia Push РУЧКИ Push		
<b>TYPE OF UNITS</b> TIPI DI MODULI ТИПЫ МОДУЛЕЙ	<input checked="" type="checkbox"/> Compact Compatto Компактная	<input type="checkbox"/> Modular Modulare Модульная	
<b>POSITION</b> POSIZIONE ПОЗИЦИЯ	<input checked="" type="checkbox"/> Wall-mounted Sospeso Подвесная	<input type="checkbox"/> Floor-mounted A terra Напольная	
<b>MEASURES (CM)</b> DIMENSIONI РАЗМЕРЫ	◀ 60 / 80 / 120 23 <sup>5/8</sup> / 31 <sup>1/2</sup> / 47 <sup>1/4</sup>	▲ 40 15 <sup>3/4</sup>	↘ 46,5 18 <sup>1/4</sup>
<b>WORKTOP &amp; BASIN OPTIONS</b> OPZIONI TOP E LAVABI ВАРИАНТЫ СТОЛЕШНИЦ И УМЫВАЛЬНЫХ РАКОВИН	<input type="checkbox"/> Bath serie's worktop / basin Lavabo / top della serie Серийная умывальная раковина / столешница	<input type="checkbox"/> Standard worktops Top standard Стандартные столешницы	<input checked="" type="checkbox"/> Worktop + integrated basin Encimera + lavabo integrato Столешница + встроенная умывальная раковина
	<input type="checkbox"/> Over-mounted basin Lavabo da appoggio Настольная умывальная раковина	<input type="checkbox"/> Under-mounted basin Lavabo sottopiano Умывальная раковина, встраиваемая в столешницу снизу	<input type="checkbox"/> Double basin as option Opzione doppia vasca Вариант с двойной чашей
<b>WORKTOP FINISHES</b> FINITURE TOP ОТДЕЛКА СТОЛЕШНИЦ	<input type="checkbox"/> Krion® worktop Top in KRION® Столешница KRION®	<input type="checkbox"/> Gel Coat worktop Top in Gel Coat Столешница с покрытием гелькоут	<input type="checkbox"/> Natural Stone worktop Top in pietra naturale Столешница из натурального камня.
	<input type="checkbox"/> Glass worktop Top in vetro Столешница из стекла	<input type="checkbox"/> Bath furniture finish worktop Top con la finitura del mobile Столешница с той же отделкой, что и консоль/тумба	
<b>BASIN FINISHES</b> FINITURE LAVABI ОТДЕЛКА УМЫВАЛЬНЫХ РАКОВИН	<input type="checkbox"/> Krion® basin Lavabo in Krion® Умывальная раковина из Krion®	<input type="checkbox"/> Gel Coat basin Lavabo Gelcoat Раковина Gelcoat	<input checked="" type="checkbox"/> Ceramic basin Lavabo in ceramica Керамическая умывальная раковина
	<input type="checkbox"/> Natural Stone basin Lavabo in pietra naturale Умывальная раковина из натурального камня.		
<b>ACCESSORIES</b> ACCESSORI АКСЕССУАРЫ	<input checked="" type="checkbox"/> Mirror Specchio Зеркало	<input type="checkbox"/> Wall-mounted module Modulo sospeso Подвесной модуль	<input type="checkbox"/> Tall cabinet Modulo colonna Высокий шкаф
	<input type="checkbox"/> Upper unit Modulo alto Верхний модуль	<input checked="" type="checkbox"/> Organizer Organizzatore Органайзер	<input type="checkbox"/> Shelves Mensola Полка
			<input type="checkbox"/> Accessories Accessori Аксессуары

# *fase*



Fase is a bathroom unit made of Sugi laminate. It has a simple yet distinctive design, with the draw pull positioned on one side, thanks to a space in the front that lends it a strong innovative appeal. The different compartments in its drawer are perfect for keeping the bathroom neat and well organized.

Il mobile da bagno Fase è prodotto in laminato Sugi, presenta linee semplici ma con un design diverso, dato che la maniglia integrata è inserita su un lato creando uno spazio frontale che ne rappresenta l'elemento distintivo.

L'interno del cassetto di Fase, grazie ai vari scomparti, è l'alleato perfetto per l'ordine e l'organizzazione nel bagno.

Fase — это мебель для ванной, отличающаяся лаконичными линиями и изготовленная из ламината Sugi. Она имеет необычный дизайн: ручка в виде выемки встроена в боковую сторону передней панели.

Выдвижной ящик Fase, имеющий различные отделения, поможет вам как следует организовать принадлежности, которые хранятся в ванной.





+info p.460



1510 Points  
FASE Sugi Black

## FINISHES

LAMINATE

LAMINATO

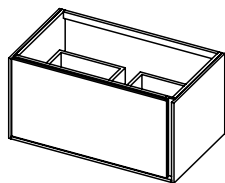
ЛАМИНАТ



Sugi Black



Blanco

**WASH BASIN UNIT BPS**
**DEPTH 46,5CM / 18<sup>1</sup>/<sub>4</sub>"**


Wash basin unit. Organisation tray included.

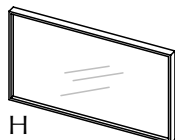
Basi portalavabo. Include vassoio organizzatore.

Тумбочка под умывальник. Включает органайзер.



MEASURES	(xx)	FINISHES	KEA	SAP	POINTS
60x40x46,5 / 23 <sup>5</sup> / <sub>8</sub> x15 <sup>3</sup> / <sub>4</sub> x18 <sup>1</sup> / <sub>4</sub>		Sugi Black	G105690013	100278397	0956
		Blanco	G105690012	100278398	0956
80x40x46,5 / 31 <sup>1</sup> / <sub>2</sub> x15 <sup>3</sup> / <sub>4</sub> x18 <sup>1</sup> / <sub>4</sub>		Sugi Black	G105690014	100278399	1022
		Blanco	G105690015	100278400	1022
120x40x46,5 / 47 <sup>1</sup> / <sub>4</sub> x15 <sup>3</sup> / <sub>4</sub> x18 <sup>1</sup> / <sub>4</sub>		Sugi Black	G105690002	100278395	1371
		Blanco	G105690001	100278396	1371

BP

**MIRROR FASE**
**DEPTH 4CM / 1<sup>5</sup>/<sub>8</sub>"**


Mirror.

Specchio.

Зеркало.

MEASURES	(xx)	FINISHES	KEA	SAP	POINTS
58,2x47x4 / 22 <sup>7</sup> / <sub>8</sub> x18 <sup>1</sup> / <sub>2</sub> x1 <sup>5</sup> / <sub>8</sub>		Sugi Black	G105690007	100278357	0328
		Blanco	G105690006	100278358	0328
78,2x47x4 / 30 <sup>3</sup> / <sub>4</sub> x18 <sup>1</sup> / <sub>2</sub> x1 <sup>5</sup> / <sub>8</sub>		Sugi Black	G105690008	100278359	0349
		Blanco	G105690010	100278360	0349
118,2x47x4 / 46 <sup>1</sup> / <sub>2</sub> x18 <sup>1</sup> / <sub>2</sub> x1 <sup>5</sup> / <sub>8</sub>		Sugi Black	G105690003	100278355	0399
		Blanco	G105690011	100278356	0399

ES

**FASE BASIN**

-Basin.

-Lavabo.

-Раковина.



MEASURES	(xx)	FINISHES	KEA	SAP	POINTS
61x17x46,5 / 24x6 <sup>3</sup> / <sub>4</sub> x18 <sup>1</sup> / <sub>4</sub>			G105690005	100278365	0184
81x17x46,5 / 31 <sup>7</sup> / <sub>8</sub> x6 <sup>3</sup> / <sub>4</sub> x18 <sup>1</sup> / <sub>4</sub>		White ceramic	G105690009	100278366	0228
121x17x46,5 / 47 <sup>5</sup> / <sub>8</sub> x6 <sup>3</sup> / <sub>4</sub> x18 <sup>1</sup> / <sub>4</sub>			G105690004	100278364	0544

LA



The interpretation made in inches for the dimensions of the different items shown in the price list has been rounded to 1/8, however for a more accurate measurement please use millimetres or centimetres.

## Radio

<b>EXTERIOR FINISHES</b> FINITURE ESTERNE ОТДЕЛКА ДЛЯ НАРУЖНОГО ИСПОЛЬЗОВАНИЯ	<input checked="" type="checkbox"/> Laminate Laminato ЛАМИНАТ	<input type="checkbox"/> Matt lacquer Laccato opaco МАТОВЫЙ ЛАК	<input type="checkbox"/> Wood veneer Legno ДЕРЕВО
	<input type="checkbox"/> HPL Stratificato СЛОИСТАЯ	<input type="checkbox"/> Gloss lacquer Laccato lucido ГЛЯНЦЕВЫЙ ЛАК	
<b>INTERIOR FINISHES</b> FINITURE INTERNE ОТДЕЛКА ДЛЯ ВНУТРЕННЕГО ИСПОЛЬЗОВАНИЯ	<input checked="" type="checkbox"/> Laminate Laminato ЛАМИНАТ	<input type="checkbox"/> Wood veneer Legno ДЕРЕВО	<input type="checkbox"/> Aluminium+laminated base Alluminio + base in laminato Алюминий + основа из ламината
	<input type="checkbox"/> Front handle Maniglia frontale a vista Декоративная передняя ручка	<input type="checkbox"/> Integrated metal handle Maniglia metallica integrata Встроенная металлическая ручка	<input checked="" type="checkbox"/> Integrated mechanized h. Maniglia integrata ricavata sul bordo Встроенная ручка по краю
<b>HANDLES</b> MANIGLIE РУЧКИ	<input type="checkbox"/> Push handle Maniglia Push РУЧКИ Push		
<b>TYPE OF UNITS</b> TIPI DI MODULI ТИПЫ МОДУЛЕЙ	<input checked="" type="checkbox"/> Compact Compatto Компактная	<input type="checkbox"/> Modular Modulare Модульная	
<b>POSITION</b> POSIZIONE ПОЗИЦИЯ	<input checked="" type="checkbox"/> Wall-mounted Sospeso Подвесная	<input type="checkbox"/> Floor-mounted A terra Напольная	
<b>MEASURES (CM)</b> DIMENSIONI РАЗМЕРЫ	60 / 80 / 120	40	50
	23 <sup>5/8</sup> / 31 <sup>1/2</sup> / 47 <sup>1/4</sup>	15 <sup>3/4</sup>	19 <sup>5/8</sup>
<b>WORKTOP &amp; BASIN OPTIONS</b> OPZIONI TOP E LAVABI ВАРИАНТЫ СТОЛЕШНИЦ И УМЫВАЛЬНЫХ РАКОВИН	<input type="checkbox"/> Bath serie's worktop / basin Lavabo / top della serie Серийная умывальная раковина / столешница	<input type="checkbox"/> Standard worktops Top standard Стандартные столешницы	<input checked="" type="checkbox"/> Worktop + integrated basin Encimera + lavabo integrato Столешница + встроенная умывальная раковина
	<input type="checkbox"/> Over-mounted basin Lavabo da appoggio Настольная умывальная раковина	<input type="checkbox"/> Under-mounted basin Lavabo sottopiano Умывальная раковина, встраиваемая в столешницу снизу	<input type="checkbox"/> Double basin as option Opzione doppia vasca Вариант с двойной чашей
<b>WORKTOP FINISHES</b> FINITURE TOP ОТДЕЛКА СТОЛЕШНИЦ	<input checked="" type="checkbox"/> Krion® worktop Top in KRION® Столешница KRION®	<input type="checkbox"/> Gel Coat worktop Top in Gel Coat Столешница с покрытием гелькоут	<input type="checkbox"/> Natural Stone worktop Top in pietra naturale Столешница из натурального камня.
	<input type="checkbox"/> Glass worktop Top in vetro Столешница из стекла	<input type="checkbox"/> Bath furniture finish worktop Top con la finitura del mobile Столешница с той же отделкой, что и консоль/тумба	
<b>BASIN FINISHES</b> FINITURE LAVABI ОТДЕЛКА УМЫВАЛЬНЫХ РАКОВИН	<input checked="" type="checkbox"/> Krion® basin Lavabo in Krion® Умывальная раковина из Krion®	<input type="checkbox"/> Gel Coat basin Lavabo Gelcoat Раковина Gelcoat	<input type="checkbox"/> Ceramic basin Lavabo in ceramica Керамическая умывальная раковина
	<input type="checkbox"/> Natural Stone basin Lavabo in pietra naturale Умывальная раковина из натурального камня.		
<b>ACCESSORIES</b> ACCESSORI АКСЕССУАРЫ	<input checked="" type="checkbox"/> Mirror Specchio Зеркало	<input type="checkbox"/> Wall-mounted module Modulo sospeso Подвесной модуль	<input type="checkbox"/> Tall cabinet Modulo colonna Высокий шкаф
	<input type="checkbox"/> Upper unit Modulo alto Верхний модуль	<input checked="" type="checkbox"/> Organizer Organizzatore Органайзер	<input type="checkbox"/> Shelves Mensola Полка
			<input type="checkbox"/> Accessories Accessori Аксессуары



# radio



This bathroom unit is made of a kind of laminate that can be used to create curved edges, hence ensuring innovative end results. It stands out for its blend of simplicity and design appeal, with the assurance of quality synonymous with Gamadecor, perfect for the creation of unique looking bathrooms.

Questo mobile da bagno è prodotto con un tipo di laminazione con la quale si ottiene un effetto curvo sui bordi che dona un aspetto assolutamente inedito. Abbina alla perfezione semplicità e design per creare un bagno unico, con la qualità che caratterizza Gamadecor.

Эта мебель для ванной комнаты изготовлена из особого вида ламината, с помощью которого удалось создать фигурные края, придающие изделию исключительную новизну. Лаконичность и дизайн сливаются здесь воедино, делая ванную уникальным пространством — с высшим качеством, характерным для Gamadecor.



+info p.460







2077 Points  
**RADIO Olmo Light**

## FINISHES

LAMINATE

LAMINATO

ЛАМИНАТ

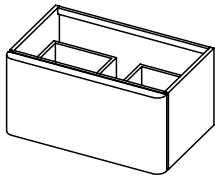


Olmo Dark



Olmo Light

## WASH BASIN UNIT BPS

DEPTH 50CM / 19<sup>5/8</sup>"

Wash basin unit. Organisation tray included.

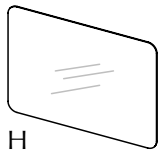
Basi portalavabo. Include vassoio organizzatore.

Тумбочка под умывальник. Включает органайзер.



MEASURES	(xx)	FINISHES	KEA	SAP	POINTS
60x40x50 / 23 <sup>5/8</sup> x15 <sup>3/4</sup> x19 <sup>5/8</sup>		Olmo Dark	G105680002	100278407	0950
		Olmo Light	G105680004	100278406	0950
80x40x50 / 31 <sup>1/2</sup> x15 <sup>3/4</sup> x19 <sup>5/8</sup>		Olmo Dark	G105680003	100278409	1028
		Olmo Light	G105680001	100278408	1028
120x40x50 / 47 <sup>1/4</sup> x15 <sup>3/4</sup> x19 <sup>5/8</sup>		Olmo Dark	G105680012	100278405	1383
		Olmo Light	G105680005	100278404	1383

## MIRROR RADIO

DEPTH 20CM / 7<sup>7/8</sup>"

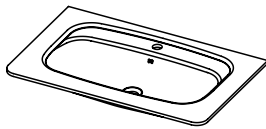
Mirror.

Specchio

Зеркало.

MEASURES	(xx)	KEA	SAP	POINTS
55x55x20 / 21 <sup>5/8</sup> x21 <sup>5/8</sup> x7 <sup>7/8</sup>		G105680010	100278362	0223
75x55x20 / 29 <sup>1/2</sup> x21 <sup>5/8</sup> x7 <sup>7/8</sup>		G105680011	100278363	0247
115x55x20 / 45 <sup>1/4</sup> x21 <sup>5/8</sup> x7 <sup>7/8</sup>		G105680009	100278361	0391

## RADIO BASIN



-Basin.

-Lavabo.

-Раковина.



MEASURES	(xx)	FINISHES	KEA	SAP	POINTS
60x12x50 / 23 <sup>5/8</sup> x4 <sup>3/4</sup> x19 <sup>5/8</sup>		KRION	G105680008	100278353	0904
80x12x50 / 31 <sup>1/2</sup> x4 <sup>3/4</sup> x19 <sup>5/8</sup>			G105680007	100278354	1069
120x12x50 / 47 <sup>1/4</sup> x4 <sup>3/4</sup> x19 <sup>5/8</sup>			G105680006	100278352	1343



The interpretation made in inches for the dimensions of the different items shown in the price list has been rounded to 1/8, however for a more accurate measurement please use millimetres or centimetres.

## Gap

<b>EXTERIOR FINISHES</b> FINITURE ESTERNE ОТДЕЛКА ДЛЯ НАРУЖНОГО ИСПОЛЬЗОВАНИЯ	<input type="checkbox"/> Laminate Laminato ЛАМИНАТ	<input type="checkbox"/> Matt lacquer Laccato opaco МАТОВЫЙ ЛАК	<input type="checkbox"/> Wood veneer Legno ДЕРЕВО
	<input type="checkbox"/> HPL Stratificato СЛОИСТАЯ	<input type="checkbox"/> Gloss lacquer Laccato lucido ГЛЯНЦЕВЫЙ ЛАК	
<b>INTERIOR FINISHES</b> FINITURE INTERNE ОТДЕЛКА ДЛЯ ВНУТРЕННЕГО ИСПОЛЬЗОВАНИЯ	<input type="checkbox"/> Laminate Laminato ЛАМИНАТ	<input type="checkbox"/> Wood veneer Legno ДЕРЕВО	<input type="checkbox"/> Aluminium+laminated base Alluminio + base in laminato Алюминий + основа из ламината
	<input type="checkbox"/> Front handle Maniglia frontale a vista Декоративная передняя ручка	<input type="checkbox"/> Integrated metal handle Maniglia metallica integrata Встроенная металлическая ручка	<input type="checkbox"/> Integrated mechanized h. Maniglia integrata ricavata sul bordo Встроенная ручка по краю
<b>HANDLES</b> MANIGLIE РУЧКИ	<input type="checkbox"/> Push handle Maniglia Push РУЧКИ Push		
<b>TYPE OF UNITS</b> TIPI DI MODULI ТИПЫ МОДУЛЕЙ	<input checked="" type="checkbox"/> Compact Compatto Компактная	<input type="checkbox"/> Modular Modulare Модульная	
<b>POSITION</b> POSIZIONE ПОЗИЦИЯ	<input checked="" type="checkbox"/> Wall-mounted Sospeso Подвесная	<input type="checkbox"/> Floor-mounted A terra Напольная	
<b>MEASURES (CM)</b> DIMENSIONI РАЗМЕРЫ	◀ 60 / 90 / 120 23 <sup>5/8</sup> / 35 <sup>3/8</sup> / 47 <sup>1/4</sup>	▲ 40 15 <sup>3/4</sup>	↘ 48,2 19
<b>WORKTOP &amp; BASIN OPTIONS</b> OPZIONI TOP E LAVABI ВАРИАНТЫ СТОЛЕШНИЦ И УМЫВАЛЬНЫХ РАКОВИН	<input type="checkbox"/> Bath serie's worktop / basin Lavabo / top della serie Серийная умывальная раковина / столешница	<input type="checkbox"/> Standard worktops Top standard Стандартные столешницы	<input checked="" type="checkbox"/> Worktop + integrated basin Encimera + lavabo integrato Столешница + встроенная умывальная раковина
	<input checked="" type="checkbox"/> Over-mounted basin Lavabo da appoggio Настольная умывальная раковина	<input type="checkbox"/> Under-mounted basin Lavabo sottopiano Умывальная раковина, встраиваемая в столешницу снизу	<input checked="" type="checkbox"/> Double basin as option Opzione doppia vasca Вариант с двойной чашей
<b>WORKTOP FINISHES</b> FINITURE TOP ОТДЕЛКА СТОЛЕШНИЦ	<input checked="" type="checkbox"/> Krion® worktop Top in KRION® Столешница KRION®	<input checked="" type="checkbox"/> Gel Coat worktop Top in Gel Coat Столешница с покрытием гелькоут	<input type="checkbox"/> Natural Stone worktop Top in pietra naturale Столешница из натурального камня.
	<input type="checkbox"/> Glass worktop Top in vetro Столешница из стекла	<input type="checkbox"/> Bath furniture finish worktop Top con la finitura del mobile Столешница с той же отделкой, что и консоль/тумба	
<b>BASIN FINISHES</b> FINITURE LAVABI ОТДЕЛКА УМЫВАЛЬНЫХ РАКОВИН	<input checked="" type="checkbox"/> Krion® basin Lavabo in Krion® Умывальная раковина из Krion®	<input checked="" type="checkbox"/> Gel Coat basin Lavabo Gelcoat Раковина Gelcoat	<input type="checkbox"/> Ceramic basin Lavabo in ceramica Керамическая умывальная раковина
	<input type="checkbox"/> Natural Stone basin Lavabo in pietra naturale Умывальная раковина из натурального камня.		
<b>ACCESSORIES</b> ACCESSORI АКСЕССУАРЫ	<input checked="" type="checkbox"/> Mirror Specchio Зеркало	<input type="checkbox"/> Wall-mounted module Modulo sospeso Подвесной модуль	<input type="checkbox"/> Tall cabinet Modulo colonna Высокий шкаф
	<input type="checkbox"/> Upper unit Modulo alto Верхний модуль	<input type="checkbox"/> Organizer Organizzatore Органайзер	<input type="checkbox"/> Shelves Mensola Полка
			<input type="checkbox"/> Accessories Accessori Аксессуары

## gap



Gap is a bathroom unit named after the large space in it normally occupied by drawers. With its 40cm-high steel frame and expanded metal mesh with a 3D texture, it brings a stylish, minimalist, industrial charm to bathrooms.

Gap comes with a fully customizable washbasin, with the option of a natural stone, gelcoat or Krion model among others, contributing to the creation of the bathroom of your dreams.

Il nostro mobile da bagno Gap fa riferimento allo spazio, che in questo mobile da bagno invece essere occupato da cassetti, è contenuto in una struttura in profilato d'acciaio di 40 cm di altezza con una rete espansa con rilievo in 3D, per donare al bagno un aspetto elegante, minimal e industriale.

Gap dispone di un lavabo completamente personalizzabile scegliendo tra pietre naturali, gelcoat, Krion,... per creare il mobile da bagno perfetto.

Наша мебель для ванных комнат Gap воплощает в себе идею пространства. В данном случае оно занято не выдвигаемыми ящиками, а конструкцией из стальных трубок 40-сантиметровой высоты и развернутой сеткой с трехмерным рельефом. Все это придает пространству элегантный, минималистичный вид в индустриальном стиле.

Умывальную раковину Gap можно полностью персонализировать, выбрав натуральный камень, гелькоат, Krion и т. д. — чтобы создать идеальную мебель у себя в ванной.



**+info** p.460





**1406 Points**  
**GAP Sable**



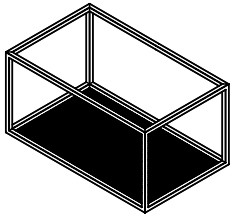
## FINISHES



Sable

## WASH BASIN UNIT BPS

DEPTH 48,2CM / 19"



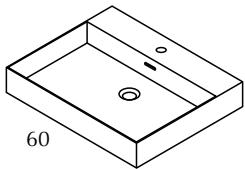
Wash basin unit.  
Basi portalavabo.  
Тумбочка под умывальник.



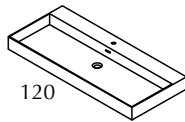
MEASURES	(xx)	FINISHES	KEA	SAP	POINTS
60x40x48,2	/ 23 <sup>5/8</sup> x15 <sup>3/4</sup> x19	Metal Sable	G105670001	100278402	0479
90x40x48,2	/ 35 <sup>3/8</sup> x15 <sup>3/4</sup> x19		G105670003	100278403	0502
120x40x48,2	/ 47 <sup>1/4</sup> x15 <sup>3/4</sup> x19		G105670002	100278401	0576

## BASIN SLIM

DEPTH 49CM / 19<sup>1/4</sup>"



60



120

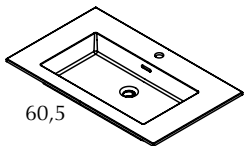


-GELCOAT basin with overflow.  
-Requires for installation valve G619999423 SAP100200010, 72 P.  
-Lavabo GELCOAT con troppopieno.  
-Richiede valvola G619999423 SAP100200010, 72 P.  
-Раковина GELCOAT с переливом.  
-Требуется установка клапана G619999423 SAP100200010, 72 P.

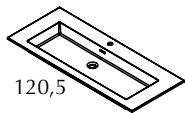
MEASURES	(xx)	FINISHES	KEA	SAP	POINTS
60x10x49	/ 23 <sup>5/8</sup> x3 <sup>7/8</sup> x19 <sup>1/4</sup>	GELCOAT	G619000085	100221199	596
90x10x49	/ 35 <sup>3/8</sup> x3 <sup>7/8</sup> x19 <sup>1/4</sup>		G619000080	100221203	765
120x10x49	/ 47 <sup>1/4</sup> x3 <sup>7/8</sup> x19 <sup>1/4</sup>		G619000087	100221205	822
① FIXINGS / ANCLAJE PARED. 60/80/90/100 (1UND.) - 120 (2UNDS.)			G100040186	250010391	9

## BASIN FIT

DEPTH 49CM / 19<sup>1/4</sup>"



60,5



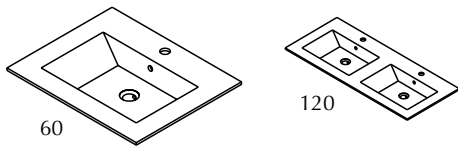
120,5



-GELCOAT basin with overflow.  
-Requires for installation valve G619999423 SAP100200010, 72 P.  
-Lavabo GELCOAT con troppopieno.  
-Richiede valvola G619999423 SAP100200010, 72 P.  
-Раковина GELCOAT с переливом.  
-Требуется установка клапана G619999423 SAP100200010, 72 P.

MEASURES	(xx)	FINISHES	KEA	SAP	POINTS
60,5x13,5x49	/ 23 <sup>7/8</sup> x5 <sup>3/8</sup> x19 <sup>1/4</sup>	GELCOAT	G100021416	100241712	427
90,5x13,5x49	/ 35 <sup>5/8</sup> x5 <sup>3/8</sup> x19 <sup>1/4</sup>		G100021417	100241702	596
120,5x13,5x49	/ 47 <sup>1/2</sup> x5 <sup>3/8</sup> x19 <sup>1/4</sup>		G100021410	100241693	794

## BASIN



-GELCOAT basin with overflow.  
-Requires for installation valve G619999423 SAP100200010, 72 P.

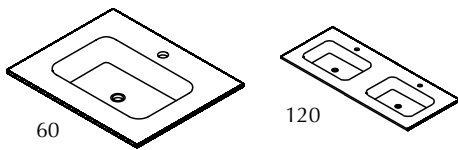
-Lavabo GELCOAT con troppopieno.  
-Richiede valvola G619999423 SAP100200010, 72 P.

-Раковина GELCOAT с переливом.  
-Требуется установка клапана G619999423 SAP100200010, 72 P.

MEASURES	(xxx)	FINISHES	KEA	SAP	POINTS
60,5x14,1x49,2 / 23 <sup>7/8</sup> x5 <sup>1/2</sup> x19 <sup>3/8</sup>		GELCOAT	G105500039	100160956	0560
120,5x14,1x49,2 / 47 <sup>1/2</sup> x5 <sup>1/2</sup> x19 <sup>3/8</sup>			G105500043	100171860	0981

## WORKTOP KRION STONE

DEPTH 49,2CM / 19<sup>3/8</sup>"



-Worktop KRION STONE with integrated basin.  
-Requires for installation permanent valve G619999024 SAP100036254.  
-Requires drainage G619999026 SAP100036255.

-Top in KRION STONE con lavabo integrato.  
-Richiede valvola G619999024 SAP100036254.  
-Richiede scarico G619999026 SAP100036255.

-Столешница KRION STONE со встроенной раковиной.  
-Требуется установка постоянного клапана G619999024 SAP100036254.  
-Требуется дренаж G619999026 SAP100036255.

MEASURES	(xxx)	FINISHES	KEA	SAP	POINTS
60,2x13x49,2 / 23 <sup>5/8</sup> x5 <sup>1/8</sup> x19 <sup>3/8</sup>		Krion STONE	G100350009	100091017	617
120,2x13x49,2 / 47 <sup>3/8</sup> x5 <sup>1/8</sup> x19 <sup>3/8</sup>			G100320025	100110448	1356

# skyline

gap



The interpretation made in inches for the dimensions of the different items shown in the price list has been rounded to 1/8, however for a more accurate measurement please use millimetres or centimetres.

## Skill

<b>EXTERIOR FINISHES</b> FINITURE ESTERNE ОТДЕЛКА ДЛЯ НАРУЖНОГО ИСПОЛЬЗОВАНИЯ	<input type="checkbox"/> Laminate Laminato ЛАМИНАТ	<input type="checkbox"/> Matt lacquer Laccato opaco МАТОВЫЙ ЛАК	<input type="checkbox"/> Wood veneer Legno ДЕРЕВО
	<input type="checkbox"/> HPL Stratificato СЛОИСТАЯ	<input checked="" type="checkbox"/> Gloss lacquer Laccato lucido ГЛЯНЦЕВЫЙ ЛАК	
<b>INTERIOR FINISHES</b> FINITURE INTERNE ОТДЕЛКА ДЛЯ ВНУТРЕННЕГО ИСПОЛЬЗОВАНИЯ	<input checked="" type="checkbox"/> Laminate Laminato ЛАМИНАТ	<input type="checkbox"/> Wood veneer Legno ДЕРЕВО	<input type="checkbox"/> Aluminium+laminated base Alluminio + base in laminato Алюминий + основа из ламината
	<input type="checkbox"/> Front handle Maniglia frontale a vista Декоративная передняя ручка	<input type="checkbox"/> Integrated metal handle Maniglia metallica integrata Встроенная металлическая ручка	<input checked="" type="checkbox"/> Integrated mechanized h. Maniglia integrata ricavata sul bordo Встроенная ручка по краю
<b>HANDLES</b> MANIGLIE РУЧКИ	<input type="checkbox"/> Push handle Maniglia Push РУЧКИ Push		
<b>TYPE OF UNITS</b> TIPI DI MODULI ТИПЫ МОДУЛЕЙ	<input checked="" type="checkbox"/> Compact Compatto Компактная	<input type="checkbox"/> Modular Modulare Модульная	
<b>POSITION</b> POSIZIONE ПОЗИЦИЯ	<input checked="" type="checkbox"/> Wall-mounted Sospeso Подвесная	<input type="checkbox"/> Floor-mounted A terra Напольная	
<b>MEASURES (CM)</b> DIMENSIONI РАЗМЕРЫ	◀ 60 / 90 / 120 23 <sup>5/8</sup> / 35 <sup>3/8</sup> / 47 <sup>1/4</sup>	▲ 42 16 <sup>1/2</sup>	▶ 48,5 19 <sup>1/8</sup>
<b>WORKTOP &amp; BASIN OPTIONS</b> OPZIONI TOP E LAVABI ВАРИАНТЫ СТОЛЕШНИЦ И УМЫВАЛЬНЫХ РАКОВИН	<input type="checkbox"/> Bath serie's worktop / basin Lavabo / top della serie Серийная умывальная раковина / столешница	<input type="checkbox"/> Standard worktops Top standard Стандартные столешницы	<input checked="" type="checkbox"/> Worktop + integrated basin Encimera + lavabo integrato Столешница + встроенная умывальная раковина
	<input type="checkbox"/> Over-mounted basin Lavabo da appoggio Настольная умывальная раковина	<input type="checkbox"/> Under-mounted basin Lavabo sottopiano Умывальная раковина, встраиваемая в столешницу снизу	<input type="checkbox"/> Double basin as option Opzione doppia vasca Вариант с двойной чашей
<b>WORKTOP FINISHES</b> FINITURE TOP ОТДЕЛКА СТОЛЕШНИЦ	<input type="checkbox"/> Krion® worktop Top in KRION® Столешница KRION®	<input checked="" type="checkbox"/> Gel Coat worktop Top in Gel Coat Столешница с покрытием гелькоут	<input type="checkbox"/> Natural Stone worktop Top in pietra naturale Столешница из натурального камня.
	<input type="checkbox"/> Glass worktop Top in vetro Столешница из стекла	<input type="checkbox"/> Bath furniture finish worktop Top con la finitura del mobile Столешница с той же отделкой, что и консоль/тумба	
<b>BASIN FINISHES</b> FINITURE LAVABI ОТДЕЛКА УМЫВАЛЬНЫХ РАКОВИН	<input type="checkbox"/> Krion® basin Lavabo in Krion® Умывальная раковина из Krion®	<input checked="" type="checkbox"/> Gel Coat basin Lavabo Gelcoat Раковина Gelcoat	<input type="checkbox"/> Ceramic basin Lavabo in ceramica Керамическая умывальная раковина
	<input type="checkbox"/> Natural Stone basin Lavabo in pietra naturale Умывальная раковина из натурального камня.		
<b>ACCESSORIES</b> ACCESSORI АКСЕССУАРЫ	<input checked="" type="checkbox"/> Mirror Specchio Зеркало	<input type="checkbox"/> Wall-mounted module Modulo sospeso Подвесной модуль	<input type="checkbox"/> Tall cabinet Modulo colonna Высокий шкаф
	<input type="checkbox"/> Upper unit Modulo alto Верхний модуль	<input type="checkbox"/> Organizer Organizzatore Органайзер	<input type="checkbox"/> Shelves Mensola Полка
			<input type="checkbox"/> Accessories Accessori Аксессуары

# *Skill*



Skill is the beauty of simplicity made into bathroom furniture; this unit is characterized by a built-in side handle and a perfect organizing tray to gain storage in the bathroom. Skill is available in gloss lacquer, white and slate, a piece that becomes the star of the room.

Skill rappresenta la bellezza della semplicità. Questo mobile da bagno è caratterizzato da maniglia laterale integrata e da un vassoio organizzatore perfetto per sfruttare al meglio gli spazio all'interno del proprio bagno. Skill è disponibile in laccato lucido, nei colori bianco e ardesia, le sue caratteristiche lo rendono immediatamente protagonista all'interno del bagno.

Skill - это красота простоты, воплощенная в мебели для ванных комнат. Характеризуется встроенной боковой ручкой и идеальным лотком для оптимального хранения в ванной комнате. Skill доступно в глянцевом лаке, белом и сланце. Мебель, которая становится звездой комнаты.



+info p.460





**2388 Points**  
**SKILL Blanco Brillo**

## FINISHES

GLOSS LACQUER

LACCATO LUCIDO

ГЛЯНЦЕВЫЙ ЛАК

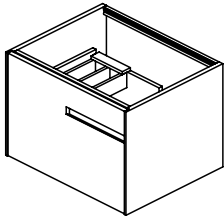


Blanco Emotions



Pizarra

## WASH BASIN UNIT BPS

DEPTH 48,5CM / 19<sup>1</sup>/<sub>8</sub>"

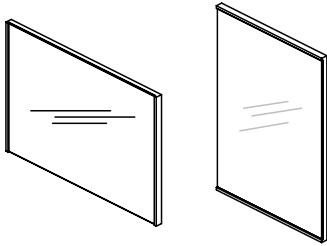
Wash basin unit. Organisation tray included.

Basi portalavabo. Include vassoio organizzatore.

Тумбочка под умывальник. Включает органайзер.

MEASURES	(xx)	FINISHES	KEA	SAP	POINTS
60x42x48,5 / 23 <sup>5</sup> / <sub>8</sub> x16 <sup>1</sup> / <sub>2</sub> x19 <sup>1</sup> / <sub>8</sub>		Blanco Brillo	G105650001	100242157	958
		Pizarra Brillo	G105650009	100242172	
90x42x48,5 / 35 <sup>3</sup> / <sub>8</sub> x16 <sup>1</sup> / <sub>2</sub> x19 <sup>1</sup> / <sub>8</sub>		Blanco Brillo	G105650010	100242180	1101
		Pizarra Brillo	G105650006	100242164	
120x42x48,5 / 47 <sup>1</sup> / <sub>4</sub> x16 <sup>1</sup> / <sub>2</sub> x19 <sup>1</sup> / <sub>8</sub>		Blanco Brillo	G105650003	100242190	1291
		Pizarra Brillo	G105650004	100242165	

## MIRROR SKILL

DEPTH 2CM / 0<sup>3</sup>/<sub>4</sub>"

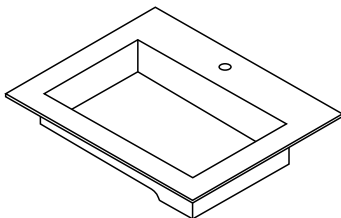
Mirror.

Specchio

Зеркало.

MEASURES	(xx)	FINISHES	KEA	SAP	POINTS
60x42x2 / 23 <sup>5</sup> / <sub>8</sub> x16 <sup>1</sup> / <sub>2</sub> x0 <sup>3</sup> / <sub>4</sub>		Blanco Brillo	G105650012	100242210	204
		Pizarra Brillo	G105650011	100242179	
90x42x2 / 35 <sup>3</sup> / <sub>8</sub> x16 <sup>1</sup> / <sub>2</sub> x0 <sup>3</sup> / <sub>4</sub>		Blanco Brillo	G105650002	100242182	231
		Pizarra Brillo	G105650005	100242174	
120x42x2 / 47 <sup>1</sup> / <sub>4</sub> x16 <sup>1</sup> / <sub>2</sub> x0 <sup>3</sup> / <sub>4</sub>		Blanco Brillo	G105650008	100242158	294
		Pizarra Brillo	G105650007	100242173	

## DESS BASIN NEW



-GELCOAT basin.

-Requires for installation permanent valve G619999035 SAP100104178.

-Requires drainage G619999026 SAP100036255.

-Lavabo GELCOAT.

-Richiede valvola G619999035 SAP100104178.

-Richiede scarico G619999026 SAP100036255.

-Раковина GELCOAT.

-Требуется установка постоянного клапана G619999035 SAP100104178.

-Требуется дренаж G619999026 SAP100036255.

MEASURES	(xx)	FINISHES	KEA	SAP	POINTS
60,2x13,2x48,5 / 23 <sup>3</sup> / <sub>4</sub> x5 <sup>1</sup> / <sub>4</sub> x19 <sup>1</sup> / <sub>8</sub>		GELCOAT / SG	G619000075	100221192	469
		GELCOAT / 1G	G619000079	100221191	469
90,2x13,2x48,5 / 35 <sup>1</sup> / <sub>2</sub> x5 <sup>1</sup> / <sub>4</sub> x19 <sup>1</sup> / <sub>8</sub>		GELCOAT / SG	G619000086	100221194	561
		GELCOAT / 1G	G619000088	100221193	561
120,2x13,2x48,5 / 47 <sup>3</sup> / <sub>8</sub> x5 <sup>1</sup> / <sub>4</sub> x19 <sup>1</sup> / <sub>8</sub>		GELCOAT / SG	G619000073	100221196	675
		GELCOAT / 1G	G619000074	100221195	675



The interpretation made in inches for the dimensions of the different items shown in the price list has been rounded to 1/8, however for a more accurate measurement please use millimetres or centimetres.

## Hem

<b>EXTERIOR FINISHES</b> FINITURE ESTERNE ОТДЕЛКА ДЛЯ НАРУЖНОГО ИСПОЛЬЗОВАНИЯ	<input checked="" type="checkbox"/> Laminate Laminato ЛАМИНАТ	<input type="checkbox"/> Matt lacquer Laccato opaco МАТОВЫЙ ЛАК	<input type="checkbox"/> Wood veneer Legno ДЕРЕВО
	<input type="checkbox"/> HPL Stratificato СЛОИСТАЯ	<input type="checkbox"/> Gloss lacquer Laccato lucido ГЛЯНЦЕВЫЙ ЛАК	
<b>INTERIOR FINISHES</b> FINITURE INTERNE ОТДЕЛКА ДЛЯ ВНУТРЕННЕГО ИСПОЛЬЗОВАНИЯ	<input checked="" type="checkbox"/> Laminate Laminato ЛАМИНАТ	<input type="checkbox"/> Wood veneer Legno ДЕРЕВО	<input type="checkbox"/> Aluminium+laminated base Alluminio + base in laminato Алюминий + основа из ламината
	<input type="checkbox"/> Front handle Maniglia frontale a vista Декоративная передняя ручка	<input type="checkbox"/> Integrated metal handle Maniglia metallica integrata Встроенная металлическая ручка	<input type="checkbox"/> Integrated mechanized h. Maniglia integrata ricavata sul bordo Встроенная ручка по краю
<b>HANDLES</b> MANIGLIE РУЧКИ	<input type="checkbox"/> Push handle Maniglia Push РУЧКИ Push		
<b>TYPE OF UNITS</b> TIPI DI MODULI ТИПЫ МОДУЛЕЙ	<input checked="" type="checkbox"/> Compact Compatto Компактная	<input type="checkbox"/> Modular Modulare Модульная	
<b>POSITION</b> POSIZIONE ПОЗИЦИЯ	<input checked="" type="checkbox"/> Wall-mounted Sospeso Подвесная	<input type="checkbox"/> Floor-mounted A terra Напольная	
<b>MEASURES (CM)</b> DIMENSIONI РАЗМЕРЫ	60 / 80 / 120	42	49
	23 <sup>5/8</sup> / 31 <sup>1/2</sup> / 47 <sup>1/4</sup>	16 <sup>1/2</sup>	19 <sup>1/4</sup>
<b>WORKTOP &amp; BASIN OPTIONS</b> OPZIONI TOP E LAVABI ВАРИАНТЫ СТОЛЕШНИЦ И УМЫВАЛЬНЫХ РАКОВИН	<input type="checkbox"/> Bath serie's worktop / basin Lavabo / top della serie Серийная умывальная раковина / столешница	<input type="checkbox"/> Standard worktops Top standard Стандартные столешницы	<input checked="" type="checkbox"/> Worktop + integrated basin Encimera + lavabo integrato Столешница + встроенная умывальная раковина
	<input checked="" type="checkbox"/> Over-mounted basin Lavabo da appoggio Настольная умывальная раковина	<input type="checkbox"/> Under-mounted basin Lavabo sottopiano Умывальная раковина, встраиваемая в столешницу снизу	<input type="checkbox"/> Double basin as option Opzione doppia vasca Вариант с двойной чашей
<b>WORKTOP FINISHES</b> FINITURE TOP ОТДЕЛКА СТОЛЕШНИЦ	<input type="checkbox"/> Krion® worktop Top in KRION® Столешница KRION®	<input checked="" type="checkbox"/> Gel Coat worktop Top in Gel Coat Столешница с покрытием гелькоут	<input type="checkbox"/> Natural Stone worktop Top in pietra naturale Столешница из натурального камня.
	<input type="checkbox"/> Glass worktop Top in vetro Столешница из стекла	<input type="checkbox"/> Bath furniture finish worktop Top con la finitura del mobile Столешница с той же отделкой, что и консоль/тумба	
<b>BASIN FINISHES</b> FINITURE LAVABI ОТДЕЛКА УМЫВАЛЬНЫХ РАКОВИН	<input type="checkbox"/> Krion® basin Lavabo in Krion® Умывальная раковина из Krion®	<input checked="" type="checkbox"/> Gel Coat basin Lavabo Gelcoat Раковина Gelcoat	<input type="checkbox"/> Ceramic basin Lavabo in ceramica Керамическая умывальная раковина
	<input type="checkbox"/> Natural Stone basin Lavabo in pietra naturale Умывальная раковина из натурального камня.		
<b>ACCESSORIES</b> ACCESSORI АКСЕССУАРЫ	<input checked="" type="checkbox"/> Mirror Specchio Зеркало	<input checked="" type="checkbox"/> Wall-mounted module Modulo sospeso Подвесной модуль	<input checked="" type="checkbox"/> Tall cabinet Modulo colonna Высокий шкаф
	<input type="checkbox"/> Upper unit Modulo alto Верхний модуль	<input type="checkbox"/> Organizer Organizzatore Органайзер	<input type="checkbox"/> Shelves Mensola Полка
			<input type="checkbox"/> Accessories Accessori Аксессуары

# hem



It is a very versatile bathroom cabinet with a large capacity drawer, which has a removable tray that allows us to keep order in our bathroom. It is characterized above all by very thin fronts, which provide a touch of style and distinction, in addition to two totally different finishes such as White and Sugi Black, both very attractive and elegant, perfect to be the centrepiece of any bathroom.

È un mobile da bagno molto versatile e con un cassetto di grande capacità. Il vassoio estraibile al suo interno ci permette di mantenere l'ordine nel nostro bagno. Il suo punto di forza sono le linee raffinate, che gli conferiscono un tocco di stile ed eleganza, oltre alle due finiture Blanco e Sugi Black, attraenti ed eleganti, perfette per essere il punto focale di ogni bagno.

Это очень универсальный шкаф для ванной комнаты с выдвижным ящиком большой емкости, с выдвижным поддоном, который позволяет нам поддерживать порядок в нашей ванной комнате. Отличительной особенностью являются тонкие фасады, которые несут в себе изящный стиль и не похожи на другие, в дополнение к двум совершенно разным видам отделки, таким как Blanco и Sugi Black, оба очень привлекательны и элегантны, идеально подходящие для того, чтобы быть центральным элементом любой ванной комнаты.



+



+



2399 Points  
HEM Sugi Black

+info p.461



hem



+info p.461

**2608 Points**  
**HEM Sugi Black**



## FINISHES

LAMINATE

LAMINATO

ЛАМИНАТ



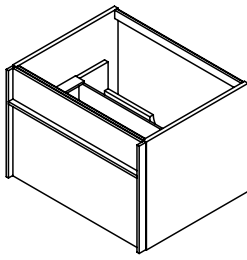
Blanco



Sugi Black

## WASH BASIN UNIT BPS

DEPTH 49CM / 19<sup>1</sup>/<sub>4</sub>"



Wash basin unit. Organisation tray included.

Basi portalavabo. Include vassoio organizzatore.

Тумбочка под умывальник. Включает органайзер.



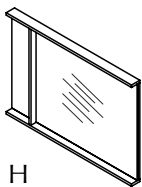
MEASURES (x x x)	FINISHES	KEA	SAP	POINTS
60x43x49 / 23 <sup>5</sup> / <sub>8</sub> x16 <sup>7</sup> / <sub>8</sub> x19 <sup>1</sup> / <sub>4</sub>	Blanco	G105660003	100243626	0900
80x43x49 / 31 <sup>1</sup> / <sub>2</sub> x16 <sup>7</sup> / <sub>8</sub> x19 <sup>1</sup> / <sub>4</sub>		G105660004	100243612	0931
120x43x49 / 47 <sup>1</sup> / <sub>4</sub> x16 <sup>7</sup> / <sub>8</sub> x19 <sup>1</sup> / <sub>4</sub>		G105660001	100243607	1220
60x43x49 / 23 <sup>5</sup> / <sub>8</sub> x16 <sup>7</sup> / <sub>8</sub> x19 <sup>1</sup> / <sub>4</sub>	Sugi Black	G105660013	100243584	0900
80x43x49 / 31 <sup>1</sup> / <sub>2</sub> x16 <sup>7</sup> / <sub>8</sub> x19 <sup>1</sup> / <sub>4</sub>		G105660011	100243613	0931
120x43x49 / 47 <sup>1</sup> / <sub>4</sub> x16 <sup>7</sup> / <sub>8</sub> x19 <sup>1</sup> / <sub>4</sub>		G105660006	100243618	1220

BP

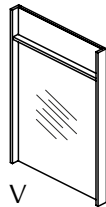
hem

## MIRROR

DEPTH 4CM / 1<sup>5</sup>/<sub>8</sub>"



H



V

Mirror.

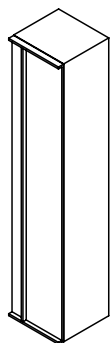
Specchio

Зеркало.

MEASURES (x x x)	FINISHES	KEA	SAP	POINTS
60x42x4 / 23 <sup>5</sup> / <sub>8</sub> x16 <sup>1</sup> / <sub>2</sub> x1 <sup>5</sup> / <sub>8</sub>	Blanco	G105660009	100243615	0319
80x42x4 / 31 <sup>1</sup> / <sub>2</sub> x16 <sup>1</sup> / <sub>2</sub> x1 <sup>5</sup> / <sub>8</sub>		G105660005	100243624	0343
120x42x4 / 47 <sup>1</sup> / <sub>4</sub> x16 <sup>1</sup> / <sub>2</sub> x1 <sup>5</sup> / <sub>8</sub>		G105660007	100243597	0385
60x42x4 / 23 <sup>5</sup> / <sub>8</sub> x16 <sup>1</sup> / <sub>2</sub> x1 <sup>5</sup> / <sub>8</sub>	Sugi Black	G105660002	100243622	0319
80x42x4 / 31 <sup>1</sup> / <sub>2</sub> x16 <sup>1</sup> / <sub>2</sub> x1 <sup>5</sup> / <sub>8</sub>		G105660012	100243598	0343
120x42x4 / 47 <sup>1</sup> / <sub>4</sub> x16 <sup>1</sup> / <sub>2</sub> x1 <sup>5</sup> / <sub>8</sub>		G105660014	100243577	0385

ES

## TALL CABINET

DEPTH 30CM / 11<sup>3</sup>/<sub>4</sub>"

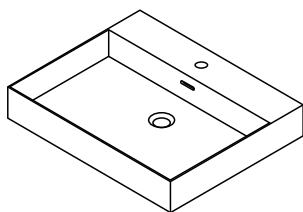
DX / SX

- Tall cabinet. DX / SX
- Modulo colonna. DX / SX
- Высокий шкаф. DX / SX

CM

MEASURES	FINISHES	KEA	SAP	POINTS
30x144x30 / 11 <sup>3</sup> / <sub>4</sub> x56 <sup>3</sup> / <sub>4</sub> x11 <sup>3</sup> / <sub>4</sub>	Blanco	G105660010	100243585	0938
	Sugi Black	G105660008	100243620	0938

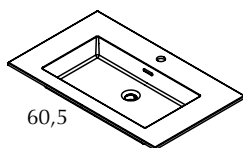
## BASIN SLIM

DEPTH 49CM / 19<sup>1</sup>/<sub>4</sub>"

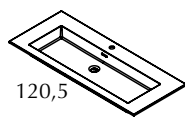
- GELCOAT basin with overflow.
- Requires for installation valve G619999423 SAP100200010, 72 P.
- Lavabo GELCOAT con troppopieno.
- Richiede valvola G619999423 SAP100200010, 72 P.
- Раковина GELCOAT с переливом.
- Требуется установка клапана G619999423 SAP100200010, 72 P.

MEASURES	FINISHES	KEA	SAP	POINTS
60x10x49 / 23 <sup>5</sup> / <sub>8</sub> x3 <sup>7</sup> / <sub>8</sub> x19 <sup>1</sup> / <sub>4</sub>	GELCOAT	G619000085	100221199	596
80x10x49 / 31 <sup>1</sup> / <sub>2</sub> x3 <sup>7</sup> / <sub>8</sub> x19 <sup>1</sup> / <sub>4</sub>		G619000084	100221201	682
120x10x49 / 47 <sup>1</sup> / <sub>4</sub> x3 <sup>7</sup> / <sub>8</sub> x19 <sup>1</sup> / <sub>4</sub>		G619000087	100221205	822

## BASIN FIT

DEPTH 49CM / 19<sup>1</sup>/<sub>4</sub>"

60,5



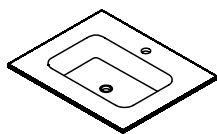
120,5



- GELCOAT basin with overflow.
- Requires for installation valve G619999423 SAP100200010, 72 P.
- Lavabo GELCOAT con troppopieno.
- Richiede valvola G619999423 SAP100200010, 72 P.
- Раковина GELCOAT с переливом.
- Требуется установка клапана G619999423 SAP100200010, 72 P.

MEASURES	FINISHES	KEA	SAP	POINTS
60,5x13,5x49 / 23 <sup>7</sup> / <sub>8</sub> x5 <sup>3</sup> / <sub>8</sub> x19 <sup>1</sup> / <sub>4</sub>	GELCOAT	G100021416	100241712	427
80,5x13,5x49 / 31 <sup>3</sup> / <sub>4</sub> x5 <sup>3</sup> / <sub>8</sub> x19 <sup>1</sup> / <sub>4</sub>		G100021414	100241723	532
120,5x13,5x49 / 47 <sup>1</sup> / <sub>2</sub> x5 <sup>3</sup> / <sub>8</sub> x19 <sup>1</sup> / <sub>4</sub>		G100021410	100241693	794

## WORKTOP KRION STONE

DEPTH 49,2CM / 19<sup>3</sup>/<sub>8</sub>"

- Worktop KRION STONE with integrated basin.
- Requires for installation permanent valve G619999024 SAP100036254.
- Top in KRION STONE con lavabo integrato.
- Richiede valvola G619999024 SAP100036254.
- Столешница KRION STONE со встроенной раковиной.
- Требуется установка постоянного клапана G619999024 SAP100036254.

MEASURES	FINISHES	KEA	SAP	POINTS
60,2x13x49,2 / 23 <sup>5</sup> / <sub>8</sub> x5 <sup>1</sup> / <sub>8</sub> x19 <sup>3</sup> / <sub>8</sub>	Krion STONE	G100350009	100091017	617

LA

# skyline

hem



The interpretation made in inches for the dimensions of the different items shown in the price list has been rounded to 1/8, however for a more accurate measurement please use millimetres or centimetres.

## Core

<b>EXTERIOR FINISHES</b> FINITURE ESTERNE ОТДЕЛКА ДЛЯ НАРУЖНОГО ИСПОЛЬЗОВАНИЯ	<input checked="" type="checkbox"/> Laminate Laminato ЛАМИНАТ	<input type="checkbox"/> Matt lacquer Laccato opaco МАТОВЫЙ ЛАК	<input type="checkbox"/> Wood veneer Legno ДЕРЕВО
	<input type="checkbox"/> HPL Stratificato СЛОИСТАЯ	<input type="checkbox"/> Gloss lacquer Laccato lucido ГЛЯНЦЕВЫЙ ЛАК	
<b>INTERIOR FINISHES</b> FINITURE INTERNE ОТДЕЛКА ДЛЯ ВНУТРЕННЕГО ИСПОЛЬЗОВАНИЯ	<input checked="" type="checkbox"/> Laminate Laminato ЛАМИНАТ	<input type="checkbox"/> Wood veneer Legno ДЕРЕВО	<input type="checkbox"/> Aluminium+laminated base Alluminio + base in laminato Алюминий + основа из ламината
	<input type="checkbox"/> Front handle Maniglia frontale a vista Декоративная передняя ручка	<input type="checkbox"/> Integrated metal handle Maniglia metallica integrata Встроенная металлическая ручка	<input type="checkbox"/> Integrated mechanized h. Maniglia integrata ricavata sul bordo Встроенная ручка по краю
<b>HANDLES</b> MANIGLIE РУЧКИ	<input type="checkbox"/> Push handle Maniglia Push РУЧКИ Push		
<b>TYPE OF UNITS</b> TIPI DI MODULI ТИПЫ МОДУЛЕЙ	<input checked="" type="checkbox"/> Compact Compatto Компактная	<input type="checkbox"/> Modular Modulare Модульная	
<b>POSITION</b> POSIZIONE ПОЗИЦИЯ	<input checked="" type="checkbox"/> Wall-mounted Sospeso Подвесная	<input type="checkbox"/> Floor-mounted A terra Напольная	
<b>MEASURES (CM)</b> DIMENSIONI РАЗМЕРЫ	◀ 60 / 80 / 120 23 <sup>5/8</sup> / 31 <sup>1/2</sup> / 47 <sup>1/4</sup>	▲ 51 20 <sup>1/8</sup>	▶ 48 18 <sup>7/8</sup>
<b>WORKTOP &amp; BASIN OPTIONS</b> OPZIONI TOP E LAVABI ВАРИАНТЫ СТОЛЕШНИЦ И УМЫВАЛЬНЫХ РАКОВИН	<input type="checkbox"/> Bath serie's worktop / basin Lavabo / top della serie Серийная умывальная раковина / столешница	<input type="checkbox"/> Standard worktops Top standard Стандартные столешницы	<input checked="" type="checkbox"/> Worktop + integrated basin Encimera + lavabo integrato Столешница + встроенная умывальная раковина
	<input checked="" type="checkbox"/> Over-mounted basin Lavabo da appoggio Настольная умывальная раковина	<input type="checkbox"/> Under-mounted basin Lavabo sottopiano Умывальная раковина, встраиваемая в столешницу снизу	<input checked="" type="checkbox"/> Double basin as option Opzione doppia vasca Вариант с двойной чашей
<b>WORKTOP FINISHES</b> FINITURE TOP ОТДЕЛКА СТОЛЕШНИЦ	<input checked="" type="checkbox"/> Krion® worktop Top in KRION® Столешница KRION®	<input checked="" type="checkbox"/> Gel Coat worktop Top in Gel Coat Столешница с покрытием гелькоут	<input type="checkbox"/> Natural Stone worktop Top in pietra naturale Столешница из натурального камня.
	<input type="checkbox"/> Glass worktop Top in vetro Столешница из стекла	<input type="checkbox"/> Bath furniture finish worktop Top con la finitura del mobile Столешница с той же отделкой, что и консоль/тумба	
<b>BASIN FINISHES</b> FINITURE LAVABI ОТДЕЛКА УМЫВАЛЬНЫХ РАКОВИН	<input checked="" type="checkbox"/> Krion® basin Lavabo in Krion® Умывальная раковина из Krion®	<input checked="" type="checkbox"/> Gel Coat basin Lavabo Gelcoat Раковина Gelcoat	<input type="checkbox"/> Ceramic basin Lavabo in ceramica Керамическая умывальная раковина
	<input type="checkbox"/> Natural Stone basin Lavabo in pietra naturale Умывальная раковина из натурального камня.		
<b>ACCESSORIES</b> ACCESSORI АКСЕССУАРЫ	<input checked="" type="checkbox"/> Mirror Specchio Зеркало	<input type="checkbox"/> Wall-mounted module Modulo sospeso Подвесной модуль	<input type="checkbox"/> Tall cabinet Modulo colonna Высокий шкаф
	<input checked="" type="checkbox"/> Upper unit Modulo alto Верхний модуль	<input type="checkbox"/> Organizer Organizzatore Органайзер	<input type="checkbox"/> Shelves Mensola Полка
			<input type="checkbox"/> Accessories Accessori Аксессуары

# core



core

Core is a highly original wall-hung bathroom unit with two drawers for added storage space. Despite its simple design, it features certain special touches, like its vertical handles or matching mirror with an integrated shelf. The mirror also opens so that objects can be stored inside it.

Core è un mobile da bagno sospeso unico, con un design semplice, ma con dettagli che lo rendono speciale, come le maniglie in posizione verticale e lo specchio con ripiano o sportello per riporre oggetti all'interno. Il mobile dispone di due cassetti per migliorare l'organizzazione e aumentare la capacità di stoccaggio.

Core — уникальная подвесная мебель для ванной комнаты. Она отличается простым дизайном и, в то же время, имеет особенные детали: ручки, установленные в вертикальной позиции, и зеркало, которое может включать полку или дверцу. Второй вариант позволяет хранить предметы внутри. Мебель и зеркало имеют лакированную отделку. Здесь есть два ящика, которые помогут вам лучше организовать пространство в ванной комнате и хранить там больше вещей.



+info p.461

2268 Points  
CORE Aura





core



**2268 Points**  
**CORE Sahel**


+info p.461

## FINISHES

LAMINATE

LAMINATO

ЛАМИНАТ



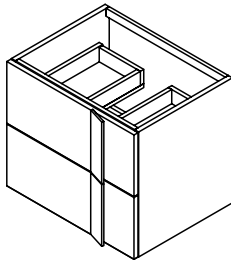
Aura



Sahel

## WASH BASIN UNIT BPS

DEPTH 48CM / 18<sup>7</sup>/<sub>8</sub>"



Wash basin unit.

Basi portalavabo

Тумбочка под умывальник.



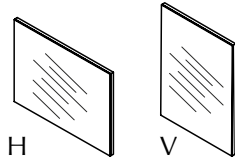
MEASURES	FINISHES	KEA	SAP	POINTS
60x51x48 / 23 <sup>5</sup> / <sub>8</sub> x20 <sup>1</sup> / <sub>8</sub> x18 <sup>7</sup> / <sub>8</sub>	Aura	G105630009	100222287	1031
80x51x48 / 31 <sup>1</sup> / <sub>2</sub> x20 <sup>1</sup> / <sub>8</sub> x18 <sup>7</sup> / <sub>8</sub>		G105630010	100222322	1076
120x51x48 / 47 <sup>1</sup> / <sub>4</sub> x20 <sup>1</sup> / <sub>8</sub> x18 <sup>7</sup> / <sub>8</sub>		G105630006	100222317	1423
60x51x48 / 23 <sup>5</sup> / <sub>8</sub> x20 <sup>1</sup> / <sub>8</sub> x18 <sup>7</sup> / <sub>8</sub>	Sahel	G105630002	100222306	1031
80x51x48 / 31 <sup>1</sup> / <sub>2</sub> x20 <sup>1</sup> / <sub>8</sub> x18 <sup>7</sup> / <sub>8</sub>		G105630007	100222318	1076
120x51x48 / 47 <sup>1</sup> / <sub>4</sub> x20 <sup>1</sup> / <sub>8</sub> x18 <sup>7</sup> / <sub>8</sub>		G105630001	100222277	1423

BP

core

## MIRROR

DEPTH 2CM / 0<sup>3</sup>/<sub>4</sub>"



Mirror.

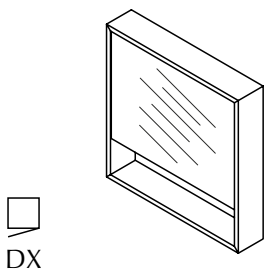
Specchio

Зеркало.

MEASURES	FINISHES	KEA	SAP	POINTS
56x45x2 / 22x17 <sup>3</sup> / <sub>4</sub> x0 <sup>3</sup> / <sub>4</sub>	Cuero	G105640001	100222325	173
76x45x2 / 29 <sup>7</sup> / <sub>8</sub> x17 <sup>3</sup> / <sub>4</sub> x0 <sup>3</sup> / <sub>4</sub>		G105640003	100222321	204
116x45x2 / 45 <sup>5</sup> / <sub>8</sub> x17 <sup>3</sup> / <sub>4</sub> x0 <sup>3</sup> / <sub>4</sub>		G105640012	100222334	347

## MIRROR CORE

DEPTH 13CM / 5<sup>1</sup>/<sub>8</sub>"



Upper unit with door. Mirror front.

Modulo pensile con anta. Frontale a specchio.

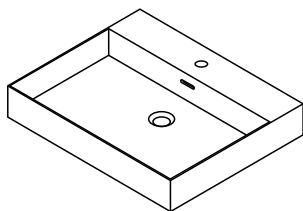
Верхний блок с дверцей. Зеркальный фасад.

MEASURES	FINISHES	KEA	SAP	POINTS
60x60x13 / 23 <sup>5</sup> / <sub>8</sub> x23 <sup>5</sup> / <sub>8</sub> x5 <sup>1</sup> / <sub>8</sub>	Aura	G105630011	100222323	677
	Sahel	G105630005	100222295	677

ES

## BASIN SLIM

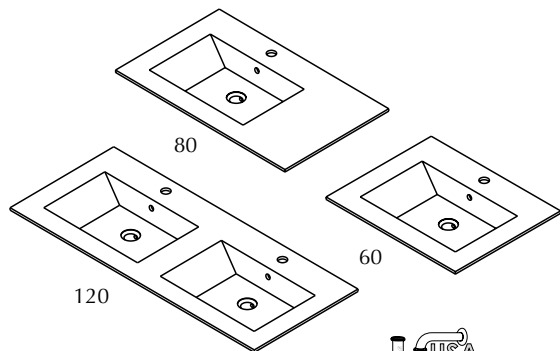
DEPTH 49CM / 19<sup>1</sup>/<sub>4</sub>"



- GELCOAT basin with overflow.
- Requires for installation valve G61999423 SAP100200010, 72 P.
- Lavabo GELCOAT con troppopieno.
- Richiede valvola G61999423 SAP100200010, 72 P.
- Раковина GELCOAT с переливом.
- Требуется установка клапана G61999423 SAP100200010, 72 P.

MEASURES	( x  x )	FINISHES	KEA	SAP	POINTS
60x10x49 / 23 <sup>5</sup> / <sub>8</sub> x3 <sup>7</sup> / <sub>8</sub> x19 <sup>1</sup> / <sub>4</sub>		GELCOAT	G619000085	100221199	596
80x10x49 / 31 <sup>1</sup> / <sub>2</sub> x3 <sup>7</sup> / <sub>8</sub> x19 <sup>1</sup> / <sub>4</sub>			G619000084	100221201	682
120x10x49 / 47 <sup>1</sup> / <sub>4</sub> x3 <sup>7</sup> / <sub>8</sub> x19 <sup>1</sup> / <sub>4</sub>			G619000087	100221205	822

## BASIN

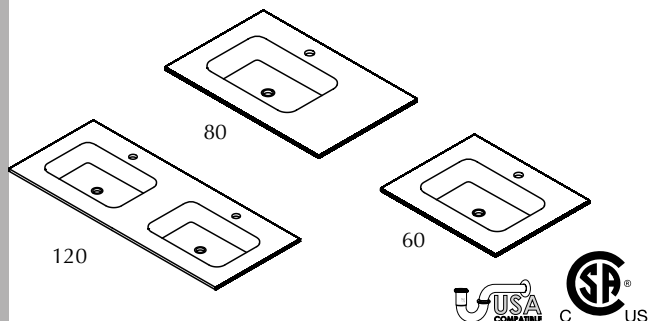


- GELCOAT basin with overflow.
- Requires for installation valve G61999423 SAP100200010, 72 P.
- Lavabo GELCOAT con troppopieno.
- Richiede valvola G61999423 SAP100200010, 72 P.
- Раковина GELCOAT с переливом.
- Требуется установка клапана G61999423 SAP100200010, 72 P.

MEASURES	( x  x )	FINISHES	KEA	SAP	POINTS
60,5x14,1x49,2 / 23 <sup>7</sup> / <sub>8</sub> x5 <sup>1</sup> / <sub>2</sub> x19 <sup>3</sup> / <sub>8</sub>		GELCOAT	G105500039	100160956	0560
80,5x14,1x49,2 / 31 <sup>3</sup> / <sub>4</sub> x5 <sup>1</sup> / <sub>2</sub> x19 <sup>3</sup> / <sub>8</sub>			G105500038	100160957	0582
120,5x14,1x49,2 / 47 <sup>1</sup> / <sub>2</sub> x5 <sup>1</sup> / <sub>2</sub> x19 <sup>3</sup> / <sub>8</sub>			G105500043	100171860	0981

## WORKTOP KRION STONE

DEPTH 49,2CM / 19<sup>3</sup>/<sub>8</sub>"



- Worktop KRION STONE with integrated basin.
- Requires for installation permanent valve G619999024 SAP100036254.
- Requires drainage G619999026 SAP100036255.
- Top in KRION STONE con lavabo integrato.
- Richiede valvola G619999024 SAP100036254.
- Richiede scarico G619999026 SAP100036255.
- Столешница KRION STONE со встроенной раковиной.
- Требуется установка постоянного клапана G619999024 SAP100036254.
- Требуется дренаж G619999026 SAP100036255.

MEASURES	( x  x )	FINISHES	KEA	SAP	POINTS
60,2x13x49,2 / 23 <sup>5</sup> / <sub>8</sub> x5 <sup>1</sup> / <sub>8</sub> x19 <sup>3</sup> / <sub>8</sub>		Krión STONE	G100350009	100091017	617
80,2x13x49,2 / 31 <sup>1</sup> / <sub>2</sub> x5 <sup>1</sup> / <sub>8</sub> x19 <sup>3</sup> / <sub>8</sub>			G100320004	100091018	660
120,2x13x49,2 / 47 <sup>3</sup> / <sub>8</sub> x5 <sup>1</sup> / <sub>8</sub> x19 <sup>3</sup> / <sub>8</sub>			G100320025	100110448	1356

# skyline

core



The interpretation made in inches for the dimensions of the different items shown in the price list has been rounded to 1/8, however for a more accurate measurement please use millimetres or centimetres.

## Tuck

<b>EXTERIOR FINISHES</b> FINITURE ESTERNE ОТДЕЛКА ДЛЯ НАРУЖНОГО ИСПОЛЬЗОВАНИЯ	<input checked="" type="checkbox"/> Laminate Laminato ЛАМИНАТ	<input type="checkbox"/> Matt lacquer Laccato opaco МАТОВЫЙ ЛАК	<input type="checkbox"/> Wood veneer Legno ДЕРЕВО
	<input type="checkbox"/> HPL Stratificato СЛОИСТАЯ	<input type="checkbox"/> Gloss lacquer Laccato lucido ГЛЯНЦЕВЫЙ ЛАК	
<b>INTERIOR FINISHES</b> FINITURE INTERNE ОТДЕЛКА ДЛЯ ВНУТРЕННЕГО ИСПОЛЬЗОВАНИЯ	<input checked="" type="checkbox"/> Laminate Laminato ЛАМИНАТ	<input type="checkbox"/> Wood veneer Legno ДЕРЕВО	<input type="checkbox"/> Aluminium+laminated base Alluminio + base in laminato Алюминий + основа из ламината
	<input type="checkbox"/> Front handle Maniglia frontale a vista Декоративная передняя ручка	<input type="checkbox"/> Integrated metal handle Maniglia metallica integrata Встроенная металлическая ручка	<input checked="" type="checkbox"/> Integrated mechanized h. Maniglia integrata ricavata sul bordo Встроенная ручка по краю
<b>HANDLES</b> MANIGLIE РУЧКИ	<input type="checkbox"/> Push handle Maniglia Push РУЧКИ Push		
<b>TYPE OF UNITS</b> TIPI DI MODULI ТИПЫ МОДУЛЕЙ	<input checked="" type="checkbox"/> Compact Compatto Компактная	<input type="checkbox"/> Modular Modulare Модульная	
<b>POSITION</b> POSIZIONE ПОЗИЦИЯ	<input checked="" type="checkbox"/> Wall-mounted Sospeso Подвесная	<input type="checkbox"/> Floor-mounted A terra Напольная	
<b>MEASURES (CM)</b> DIMENSIONI РАЗМЕРЫ	◀ 60 / 80 / 120 23 <sup>5/8</sup> / 31 <sup>1/2</sup> / 47 <sup>1/4</sup>	▲ 60 23 <sup>5/8</sup>	↘ 48 18 <sup>7/8</sup>
<b>WORKTOP &amp; BASIN OPTIONS</b> OPZIONI TOP E LAVABI ВАРИАНТЫ СТОЛЕШНИЦ И УМЫВАЛЬНЫХ РАКОВИН	<input type="checkbox"/> Bath serie's worktop / basin Lavabo / top della serie Серийная умывальная раковина / столешница	<input type="checkbox"/> Standard worktops Top standard Стандартные столешницы	<input checked="" type="checkbox"/> Worktop + integrated basin Encimera + lavabo integrato Столешница + встроенная умывальная раковина
	<input checked="" type="checkbox"/> Over-mounted basin Lavabo da appoggio Настольная умывальная раковина	<input type="checkbox"/> Under-mounted basin Lavabo sottopiano Умывальная раковина, встраиваемая в столешницу снизу	<input checked="" type="checkbox"/> Double basin as option Opzione doppia vasca Вариант с двойной чашей
<b>WORKTOP FINISHES</b> FINITURE TOP ОТДЕЛКА СТОЛЕШНИЦ	<input checked="" type="checkbox"/> Krion® worktop Top in KRION® Столешница KRION®	<input checked="" type="checkbox"/> Gel Coat worktop Top in Gel Coat Столешница с покрытием гелькоут	<input type="checkbox"/> Natural Stone worktop Top in pietra naturale Столешница из натурального камня.
	<input type="checkbox"/> Glass worktop Top in vetro Столешница из стекла	<input type="checkbox"/> Bath furniture finish worktop Top con la finitura del mobile Столешница с той же отделкой, что и консоль/тумба	
<b>BASIN FINISHES</b> FINITURE LAVABI ОТДЕЛКА УМЫВАЛЬНЫХ РАКОВИН	<input checked="" type="checkbox"/> Krion® basin Lavabo in Krion® Умывальная раковина из Krion®	<input checked="" type="checkbox"/> Gel Coat basin Lavabo Gelcoat Раковина Gelcoat	<input type="checkbox"/> Ceramic basin Lavabo in ceramica Керамическая умывальная раковина
	<input type="checkbox"/> Natural Stone basin Lavabo in pietra naturale Умывальная раковина из натурального камня.		
<b>ACCESSORIES</b> ACCESSORI АКСЕССУАРЫ	<input checked="" type="checkbox"/> Mirror Specchio Зеркало	<input type="checkbox"/> Wall-mounted module Modulo sospeso Подвесной модуль	<input type="checkbox"/> Tall cabinet Modulo colonna Высокий шкаф
	<input type="checkbox"/> Upper unit Modulo alto Верхний модуль	<input type="checkbox"/> Organizer Organizzatore Органайзер	<input type="checkbox"/> Shelves Mensola Полка
			<input type="checkbox"/> Accessories Accessori Аксессуары

# tuck



tuck

Tuck is a bathroom series made up of a washbasin unit featuring an individual or double drawer and vertical integrated handle, and a mirror whose special design includes an integrated shelf, made of the same material, and door so that objects can be stored inside it.

Serie da bagno formata da un modulo portalavabo con cassetto che può essere singolo o doppio, con maniglia verticale integrata e specchio dal design speciale con ripiano incorporato dello stesso materiale del mobile oppure munito di anta per riporre oggetti all'interno.

Эта серия для ванной комнаты включает модуль, в который устанавливается умывальная раковина, и ящик. Оба элемента могут быть выполнены в одинарном или двойном варианте. Модуль имеет вертикально встроенную ручку и зеркало с особым дизайном. В дополнение к этому — полка из того же материала или дверца, чтобы внутри можно было хранить разные предметы.





+info p.462



tuck



**2963 Points**  
**TUCK Fresno Cendra**

## FINISHES

LAMINATE

LAMINATO

ЛАМИНАТ



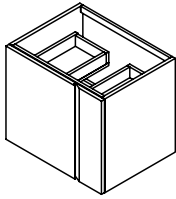
Fresno Cendra



Fresno Nigra

## WASH BASIN UNIT BPS

DEPTH 49CM / 19<sup>1</sup>/<sub>4</sub>"



Wash basin unit.

Basi portalavabo

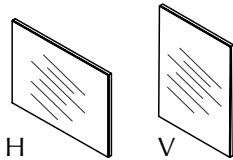
Тумбочка под умывальник.

MEASURES	FINISHES	KEA	SAP	POINTS
60x51x49 / 23 <sup>5</sup> / <sub>8</sub> x20 <sup>1</sup> / <sub>8</sub> x19 <sup>1</sup> / <sub>4</sub>	Fresno Cendra	G105640011	100222331	1084
80x51x49 / 31 <sup>1</sup> / <sub>2</sub> x20 <sup>1</sup> / <sub>8</sub> x19 <sup>1</sup> / <sub>4</sub>		G105640002	100222289	1129
120x51x49 / 47 <sup>1</sup> / <sub>4</sub> x20 <sup>1</sup> / <sub>8</sub> x19 <sup>1</sup> / <sub>4</sub>		G105640007	100222278	1516
60x51x49 / 23 <sup>5</sup> / <sub>8</sub> x20 <sup>1</sup> / <sub>8</sub> x19 <sup>1</sup> / <sub>4</sub>	Fresno Nigra	G105640005	100222288	1084
80x51x49 / 31 <sup>1</sup> / <sub>2</sub> x20 <sup>1</sup> / <sub>8</sub> x19 <sup>1</sup> / <sub>4</sub>		G105640006	100222319	1129
120x51x49 / 47 <sup>1</sup> / <sub>4</sub> x20 <sup>1</sup> / <sub>8</sub> x19 <sup>1</sup> / <sub>4</sub>		G105640009	100222330	1516

BP

## MIRROR

DEPTH 2CM / 0<sup>3</sup>/<sub>4</sub>"



Mirror.

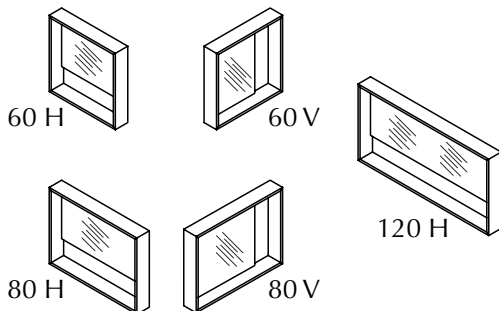
Specchio

Зеркало.

MEASURES	FINISHES	KEA	SAP	POINTS
56x45x2 / 22x17 <sup>3</sup> / <sub>4</sub> x0 <sup>3</sup> / <sub>4</sub>	Cuero	G105640001	100222325	173
76x45x2 / 29 <sup>7</sup> / <sub>8</sub> x17 <sup>3</sup> / <sub>4</sub> x0 <sup>3</sup> / <sub>4</sub>		G105640003	100222321	204
116x45x2 / 45 <sup>5</sup> / <sub>8</sub> x17 <sup>3</sup> / <sub>4</sub> x0 <sup>3</sup> / <sub>4</sub>		G105640012	100222334	347

## MIRROR TUCK

DEPTH 13CM / 5<sup>1</sup>/<sub>8</sub>"



Mirror.

Specchio

Зеркало.

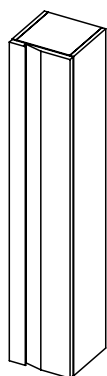
MEASURES	FINISHES	KEA	SAP	POINTS
60x60x13 / 23 <sup>5</sup> / <sub>8</sub> x23 <sup>5</sup> / <sub>8</sub> x5 <sup>1</sup> / <sub>8</sub>	Fresno Cendra V/H	G105640015	100222324	447
	Fresno Nigra V/H	G105640014	100222332	447
80x60x13 / 31 <sup>1</sup> / <sub>2</sub> x23 <sup>5</sup> / <sub>8</sub> x5 <sup>1</sup> / <sub>8</sub>	Fresno Cendra V/H	G105640030	100241966	506
	Fresno Nigra V/H	G105640029	100241989	506
120x60x13 / 47 <sup>1</sup> / <sub>4</sub> x23 <sup>5</sup> / <sub>8</sub> x5 <sup>1</sup> / <sub>8</sub>	Fresno Cendra H	G105640013	100222294	553
	Fresno Nigra H	G105640016	100222279	553

tuck

ES

## TALL CABINET

DEPTH 30CM / 11<sup>3/4</sup>"



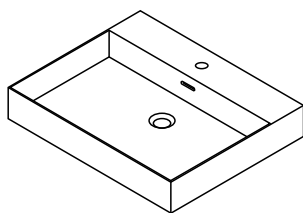
DX / SX

- Tall cabinet. DX / SX
- Modulo colonna. DX / SX
- Высокий шкаф. DX / SX

MEASURES	()	FINISHES	KEA	SAP	POINTS
CM 30x156x30	/ 11 <sup>3/4</sup> x61 <sup>3/8</sup> x11 <sup>3/4</sup>	Fresno Cendra	G105640031	100242171	977
		Fresno Nigra	G105640032	100242137	1010

## BASIN SLIM

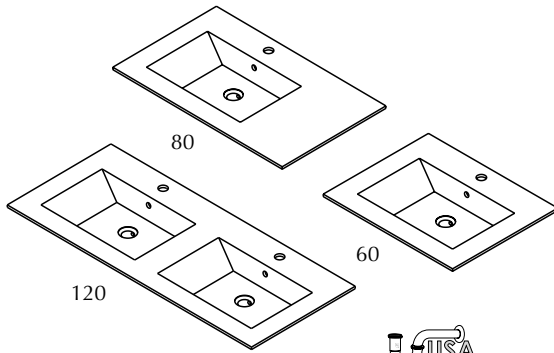
DEPTH 49CM / 19<sup>1/4</sup>"



- GELCOAT basin with overflow.
- Requires for installation valve G619999423 SAP100200010, 72 P.
- Lavabo GELCOAT con troppopieno.
- Richiede valvola G619999423 SAP100200010, 72 P.
- Раковина GELCOAT с переливом.
- Требуется установка клапана G619999423 SAP100200010, 72 P.

MEASURES	()	FINISHES	KEA	SAP	POINTS
60x10x49	/ 23 <sup>5/8</sup> x3 <sup>7/8</sup> x19 <sup>1/4</sup>	GELCOAT	G619000085	100221199	596
80x10x49	/ 31 <sup>1/2</sup> x3 <sup>7/8</sup> x19 <sup>1/4</sup>		G619000084	100221201	682
120x10x49	/ 47 <sup>1/4</sup> x3 <sup>7/8</sup> x19 <sup>1/4</sup>		G619000087	100221205	822

## BASIN

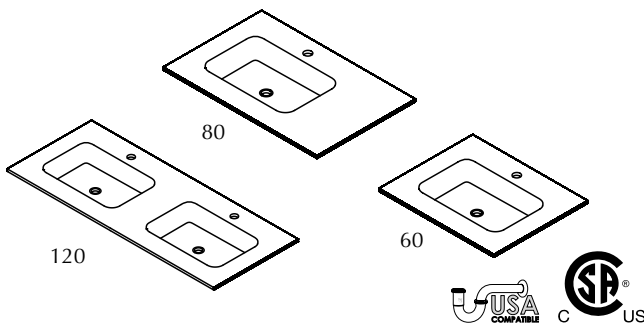


- GELCOAT basin with overflow.
- Requires for installation valve G619999423 SAP100200010, 72 P.
- Lavabo GELCOAT con troppopieno.
- Richiede valvola G619999423 SAP100200010, 72 P.
- Раковина GELCOAT с переливом.
- Требуется установка клапана G619999423 SAP100200010, 72 P.

MEASURES	(xx)	FINISHES	KEA	SAP	POINTS
60,5x14,1x49,2 / 23 <sup>7/8</sup> x5 <sup>1/2</sup> x19 <sup>3/8</sup>		GELCOAT	G105500039	100160956	0560
80,5x14,1x49,2 / 31 <sup>3/4</sup> x5 <sup>1/2</sup> x19 <sup>3/8</sup>			G105500038	100160957	0582
120,5x14,1x49,2 / 47 <sup>1/2</sup> x5 <sup>1/2</sup> x19 <sup>3/8</sup>			G105500043	100171860	0981

## KRION STONE WORKTOP

DEPTH 49,2CM / 19<sup>3/8</sup>"

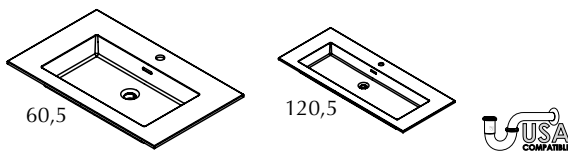


- KRION STONE Worktop with integrated basin.
- Requires for installation permanent valve G619999024 SAP100036254.
- Requires drainage G619999026 SAP100036255.
- Top in KRION STONE con lavabo integrato.
- Richiede valvola G619999024 SAP100036254.
- Richiede scarico G619999026 SAP100036255.
- Столешница KRION STONE со встроенной раковиной.
- Требуется установка постоянного клапана G619999024 SAP100036254.
- Требуется дренаж G619999026 SAP100036255.

MEASURES	(xx)	FINISHES	KEA	SAP	POINTS
60,2x13x49,2 / 23 <sup>5/8</sup> x5 <sup>1/8</sup> x19 <sup>3/8</sup>		Krión STONE	G100350009	100091017	617
80,2x13x49,2 / 31 <sup>1/2</sup> x5 <sup>1/8</sup> x19 <sup>3/8</sup>			G100320004	100091018	660
120,2x13x49,2 / 47 <sup>3/8</sup> x5 <sup>1/8</sup> x19 <sup>3/8</sup>			G100320025	100110448	1356

## BASIN FIT

DEPTH 49CM / 19<sup>1/4</sup>"



- GELCOAT basin with overflow.
- Requires for installation valve G619999423 SAP100200010, 72 P.
- Lavabo GELCOAT con troppopieno.
- Richiede valvola G619999423 SAP100200010, 72 P.
- Раковина GELCOAT с переливом.
- Требуется установка клапана G619999423 SAP100200010, 72 P.

MEASURES	(xx)	FINISHES	KEA	SAP	POINTS
60,5x13,5x49 / 23 <sup>7/8</sup> x5 <sup>3/8</sup> x19 <sup>1/4</sup>		GELCOAT	G100021416	100241712	427
80,5x13,5x49 / 31 <sup>3/4</sup> x5 <sup>3/8</sup> x19 <sup>1/4</sup>			G100021414	100241723	532
120,5x13,5x49 / 47 <sup>1/2</sup> x5 <sup>3/8</sup> x19 <sup>1/4</sup>			G100021410	100241693	794





The interpretation made in inches for the dimensions of the different items shown in the price list has been rounded to 1/8, however for a more accurate measurement please use millimetres or centimetres.

## Nut

<b>EXTERIOR FINISHES</b> FINITURE ESTERNE ОТДЕЛКА ДЛЯ НАРУЖНОГО ИСПОЛЬЗОВАНИЯ	<input checked="" type="checkbox"/> Laminate Laminato ЛАМИНАТ	<input type="checkbox"/> Matt lacquer Laccato opaco МАТОВЫЙ ЛАК	<input type="checkbox"/> Wood veneer Legno ДЕРЕВО
	<input type="checkbox"/> HPL Stratificato СЛОИСТАЯ	<input type="checkbox"/> Gloss lacquer Laccato lucido ГЛЯНЦЕВЫЙ ЛАК	
<b>INTERIOR FINISHES</b> FINITURE INTERNE ОТДЕЛКА ДЛЯ ВНУТРЕННЕГО ИСПОЛЬЗОВАНИЯ	<input checked="" type="checkbox"/> Laminate Laminato ЛАМИНАТ	<input type="checkbox"/> Wood veneer Legno ДЕРЕВО	<input type="checkbox"/> Aluminium+laminated base Alluminio + base in laminato Алюминий + основа из ламината
	<input type="checkbox"/> Front handle Maniglia frontale a vista Декоративная передняя ручка	<input checked="" type="checkbox"/> Integrated metal handle Maniglia metallica integrata Встроенная металлическая ручка	<input type="checkbox"/> Integrated mechanized h. Maniglia integrata ricavata sul bordo Встроенная ручка по краю
<b>HANDLES</b> MANIGLIE РУЧКИ	<input type="checkbox"/> Push handle Maniglia Push РУЧКИ Push		
<b>TYPE OF UNITS</b> TIPI DI MODULI ТИПЫ МОДУЛЕЙ	<input checked="" type="checkbox"/> Compact Compatto Компактная	<input type="checkbox"/> Modular Modulare Модульная	
<b>POSITION</b> POSIZIONE ПОЗИЦИЯ	<input checked="" type="checkbox"/> Wall-mounted Sospeso Подвесная	<input type="checkbox"/> Floor-mounted A terra Напольная	
<b>MEASURES (CM)</b> DIMENSIONI РАЗМЕРЫ	◀ 49 19 <sup>1/4</sup>	▲ 50 19 <sup>5/8</sup>	↘ 38 15
<b>WORKTOP &amp; BASIN OPTIONS</b> OPZIONI TOP E LAVABI ВАРИАНТЫ СТОЛЕШНИЦ И УМЫВАЛЬНЫХ РАКОВИН	<input checked="" type="checkbox"/> Bath serie's worktop / basin Lavabo / top della serie Серийная умывальная раковина / столешница	<input type="checkbox"/> Standard worktops Top standard Стандартные столешницы	<input checked="" type="checkbox"/> Worktop + integrated basin Encimera + lavabo integrato Столешница + встроенная умывальная раковина
	<input type="checkbox"/> Over-mounted basin Lavabo da appoggio Настольная умывальная раковина	<input type="checkbox"/> Under-mounted basin Lavabo sottopiano Умывальная раковина, встраиваемая в столешницу снизу	<input type="checkbox"/> Double basin as option Opzione doppia vasca Вариант с двойной чашей
<b>WORKTOP FINISHES</b> FINITURE TOP ОТДЕЛКА СТОЛЕШНИЦ	<input type="checkbox"/> Krion® worktop Top in KRION® Столешница KRION®	<input checked="" type="checkbox"/> Gel Coat worktop Top in Gel Coat Столешница с покрытием гелькоут	<input type="checkbox"/> Natural Stone worktop Top in pietra naturale Столешница из натурального камня.
	<input type="checkbox"/> Glass worktop Top in vetro Столешница из стекла	<input type="checkbox"/> Bath furniture finish worktop Top con la finitura del mobile Столешница с той же отделкой, что и консоль/тумба	
<b>BASIN FINISHES</b> FINITURE LAVABI ОТДЕЛКА УМЫВАЛЬНЫХ РАКОВИН	<input type="checkbox"/> Krion® basin Lavabo in Krion® Умывальная раковина из Krion®	<input checked="" type="checkbox"/> Gel Coat basin Lavabo Gelcoat Раковина Gelcoat	<input type="checkbox"/> Ceramic basin Lavabo in ceramica Керамическая умывальная раковина
	<input type="checkbox"/> Natural Stone basin Lavabo in pietra naturale Умывальная раковина из натурального камня.		
<b>ACCESSORIES</b> ACCESSORI АКСЕССУАРЫ	<input checked="" type="checkbox"/> Mirror Specchio Зеркало	<input type="checkbox"/> Wall-mounted module Modulo sospeso Подвесной модуль	<input type="checkbox"/> Tall cabinet Modulo colonna Высокий шкаф
	<input type="checkbox"/> Upper unit Modulo alto Верхний модуль	<input type="checkbox"/> Organizer Organizzatore Органайзер	<input type="checkbox"/> Shelves Mensola Полка
			<input type="checkbox"/> Accessories Accessori Аксессуары



# *nut*



nut

Nut is a minimalist shallow bathroom unit, featuring a drawer with an integrated handle. Its washbasin is distinctive in design, with the tap on one side unlike other models. The outcome is an apparently simple bathroom unit conceived to lend bathrooms a highly original appearance, thanks to its design and special features.

Nut è un mobile da bagno minimalista e poco profondo che dispone di un cassetto con maniglia integrata. Il lavabo presenta un design speciale in cui il rubinetto, al contrario di altri modelli, è posizionato su un lato: così, con un pezzo semplice solo in apparenza, il bagno diventa diverso e speciale grazie ai dettagli dei materiali e al design.

Nut — это мебель для ванной комнаты, созданная в стиле минимализма. Она отличается небольшой глубиной, имеет один ящик и встроенную ручку. Умывальная раковина обладает особым дизайном: в отличие от других моделей, смеситель здесь расположен сбоку. Изделие, которое на первый взгляд могло бы показаться простым, делает ванную комнату необычной благодаря изысканным материалам и дизайну.



+info p.462



**1144 Points**  
**NUT Roble Negro**

## FINISHES

LAMINATE

LAMINATO

ЛАМИНАТ



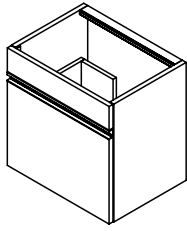
Roble Arenado



Roble Negro

## WASH BASIN UNIT BPS

DEPTH 38CM / 15"



Wash basin unit.

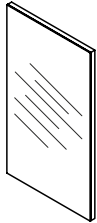
Basi portalavabo

Тумбочка под умывальник.



MEASURES	()	FINISHES	KEA	SAP	POINTS	BP
49x50x38 / 19 <sup>1/4</sup> x19 <sup>5/8</sup> x15		Roble Arenado	G105620001	100221209	511	
		Roble Negro	G105620003	100221210		

## MIRROR NUT

DEPTH 3CM / 1<sup>1/8</sup>"

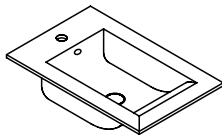
Mirror.

Specchio

Зеркало.

MEASURES	()	FINISHES	KEA	SAP	POINTS	ES
40x70x3 / 15 <sup>3/4</sup> x27 <sup>1/2</sup> x1 <sup>1/8</sup>		Roble Arenado	G105620002	100221211	236	
		Roble Negro	G105620004	100221212		

## BASIN GELCOAT



-GELCOAT basin with overflow.

**-Requires for installation valve G619999423 SAP100200010, 72 P.**

-Lavabo GELCOAT con troppopieno.

**-Richiede valvola G619999423 SAP100200010, 72 P.**

-Раковина GELCOAT с переливом.

**-Требуется установка клапана G619999423 SAP100200010, 72 P.**

MEASURES	()	FINISHES	KEA	SAP	POINTS
50,4x13,2x38,2 / 19 <sup>7/8</sup> x5 <sup>1/4</sup> x15		GELCOAT	G619000056	100144923	397
VALVE		FINISHES	KEA	SAP	POINTS
		Chrom	G619999423	100200010	72

nut

LA





The interpretation made in inches for the dimensions of the different items shown in the price list has been rounded to 1/8, however for a more accurate measurement please use millimetres or centimetres.

## Way

<b>EXTERIOR FINISHES</b> FINITURE ESTERNE ОТДЕЛКА ДЛЯ НАРУЖНОГО ИСПОЛЬЗОВАНИЯ	<input type="checkbox"/> Laminate Laminato ЛАМИНАТ	<input type="checkbox"/> Matt lacquer Laccato opaco МАТОВЫЙ ЛАК	<input type="checkbox"/> Wood veneer Legno ДЕРЕВО
	<input type="checkbox"/> HPL Stratificato СЛОИСТАЯ	<input checked="" type="checkbox"/> Gloss lacquer Laccato lucido ГЛЯНЦЕВЫЙ ЛАК	
<b>INTERIOR FINISHES</b> FINITURE INTERNE ОТДЕЛКА ДЛЯ ВНУТРЕННЕГО ИСПОЛЬЗОВАНИЯ	<input checked="" type="checkbox"/> Laminate Laminato ЛАМИНАТ	<input type="checkbox"/> Wood veneer Legno ДЕРЕВО	<input type="checkbox"/> Aluminium+laminated base Alluminio + base in laminato Алюминий + основа из ламината
	<input checked="" type="checkbox"/> Front handle Maniglia frontale a vista Декоративная передняя ручка	<input type="checkbox"/> Integrated metal handle Maniglia metallica integrata Встроенная металлическая ручка	<input type="checkbox"/> Integrated mechanized h. Maniglia integrata ricavata sul bordo Встроенная ручка по краю
<b>HANDLES</b> MANIGLIE РУЧКИ	<input type="checkbox"/> Push handle Maniglia Push РУЧКИ Push		
<b>TYPE OF UNITS</b> TIPI DI MODULI ТИПЫ МОДУЛЕЙ	<input checked="" type="checkbox"/> Compact Compatto Компактная	<input type="checkbox"/> Modular Modulare Модульная	
<b>POSITION</b> POSIZIONE ПОЗИЦИЯ	<input checked="" type="checkbox"/> Wall-mounted Sospeso Подвесная	<input type="checkbox"/> Floor-mounted A terra Напольная	
<b>MEASURES (CM)</b> DIMENSIONI РАЗМЕРЫ	◀ 60 / 80 23 <sup>5/8</sup> / 31 <sup>1/2</sup>	▲ 48 18 <sup>7/8</sup>	↘ 46 18 <sup>1/8</sup>
<b>WORKTOP &amp; BASIN OPTIONS</b> OPZIONI TOP E LAVABI ВАРИАНТЫ СТОЛЕШНИЦ И УМЫВАЛЬНЫХ РАКОВИН	<input checked="" type="checkbox"/> Bath serie's worktop / basin Lavabo / top della serie Серийная умывальная раковина / столешница	<input type="checkbox"/> Standard worktops Top standard Стандартные столешницы	<input checked="" type="checkbox"/> Worktop + integrated basin Encimera + lavabo integrato Столешница + встроенная умывальная раковина
	<input checked="" type="checkbox"/> Over-mounted basin Lavabo da appoggio Настольная умывальная раковина	<input type="checkbox"/> Under-mounted basin Lavabo sottopiano Умывальная раковина, встраиваемая в столешницу снизу	<input type="checkbox"/> Double basin as option Opzione doppia vasca Вариант с двойной чашей
<b>WORKTOP FINISHES</b> FINITURE TOP ОТДЕЛКА СТОЛЕШНИЦ	<input type="checkbox"/> Krion® worktop Top in KRION® Столешница KRION®	<input checked="" type="checkbox"/> Gel Coat worktop Top in Gel Coat Столешница с покрытием гелькоут	<input type="checkbox"/> Natural Stone worktop Top in pietra naturale Столешница из натурального камня.
	<input checked="" type="checkbox"/> Glass worktop Top in vetro Столешница из стекла	<input type="checkbox"/> Bath furniture finish worktop Top con la finitura del mobile Столешница с той же отделкой, что и консоль/тумба	
<b>BASIN FINISHES</b> FINITURE LAVABI ОТДЕЛКА УМЫВАЛЬНЫХ РАКОВИН	<input type="checkbox"/> Krion® basin Lavabo in Krion® Умывальная раковина из Krion®	<input type="checkbox"/> Gel Coat basin Lavabo Gelcoat Раковина Gelcoat	<input checked="" type="checkbox"/> Ceramic basin Lavabo in ceramica Керамическая умывальная раковина
	<input type="checkbox"/> Natural Stone basin Lavabo in pietra naturale Умывальная раковина из натурального камня.		
<b>ACCESSORIES</b> ACCESSORI АКСЕССУАРЫ	<input checked="" type="checkbox"/> Mirror Specchio Зеркало	<input type="checkbox"/> Wall-mounted module Modulo sospeso Подвесной модуль	<input type="checkbox"/> Tall cabinet Modulo colonna Высокий шкаф
	<input type="checkbox"/> Upper unit Modulo alto Верхний модуль	<input type="checkbox"/> Organizer Organizzatore Органайзер	<input type="checkbox"/> Shelves Mensola Полка
			<input type="checkbox"/> Accessories Accessori Аксессуары

# way



Modular vanity available in white gloss lacquer and black gloss lacquer.

Drawer fronts with milling in the angle that, along with the metallic plate, that form the handle and establish the design of the furniture. It is a clean, easy and sophisticated design.

The range is completed with mirrors in the same finishes as the vanity and several basin options.

Mobile modulare disponibile in laccato bianco lucido e nero lucido.

Frontali con fresatura all'angolo che assieme ai profili metallici definiscono la maniglia delineando il design del mobile. Un disegno pulito, semplice e sofisticato.

La composizione si completa con specchi nella stessa finitura del mobile e varie opzioni di lavabo.

Модульная тумба для ванной предлагается с покрытием глянцевым лаком белого или черного цвета (на выбор).

Фасады выдвижных ящиков имеют скошенные углы, которые вместе с металлической пластиной образуют ручку — за счет этого стилистического решения мебель выглядит оригинально. Дизайн продуман, прост и лишен вычурных линий.

Линейку мебели дополняют зеркала, оформленные в том же стиле, и раковины (несколько вариантов).





1777 Points  
WAY blanco brillo

+info p.462



way



+info p.462


1946 Points  
WAY negro brillo

## FINISHES

GLOSS LACQUER

LACCATO LUCIDO

ГЛЯНЦЕВЫЙ ЛАК



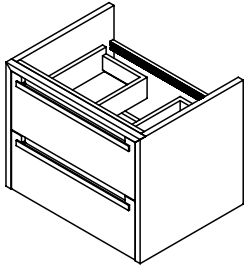
Blanco brillo



Negro brillo

## WASH BASIN UNIT BPS

DEPTH 46CM / 18<sup>1</sup>/<sub>8</sub>"



Wash basin unit.

Basi portalavabo

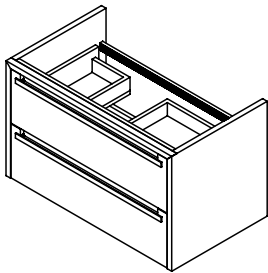
Тумбочка под умывальник.



MEASURES	(xx)	FINISHES	KEA	SAP	POINTS
60x48x46	/ 23 <sup>5</sup> / <sub>8</sub> x18 <sup>7</sup> / <sub>8</sub> x18 <sup>1</sup> / <sub>8</sub>	Blanco Brillo	G105560026	100208448	1063
		Negro Brillo	G105560027	100208428	

## WASH BASIN UNIT BPS

DEPTH 46CM / 18<sup>1</sup>/<sub>8</sub>"



Wash basin unit.

Basi portalavabo

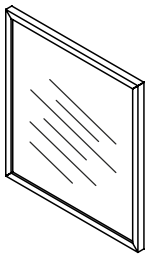
Тумбочка под умывальник.



MEASURES	(xx)	FINISHES	KEA	SAP	POINTS
80x48x46	/ 31 <sup>1</sup> / <sub>2</sub> x18 <sup>7</sup> / <sub>8</sub> x18 <sup>1</sup> / <sub>8</sub>	Blanco Brillo	G105560025	100208456	1165
		Negro Brillo	G105560028	100208549	

## MIRROR WAY

DEPTH 2,5CM / 1"



Mirror.

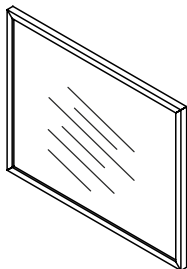
Specchio

Зеркало.

MEASURES	(xx)	FINISHES	KEA	SAP	POINTS
55x60x2,5	/ 21 <sup>5</sup> / <sub>8</sub> x23 <sup>5</sup> / <sub>8</sub> x1	Blanco Brillo	G105560010	100172914	223
		Negro Brillo	G105560011	100172886	

## MIRROR WAY

DEPTH 2,5CM / 1"



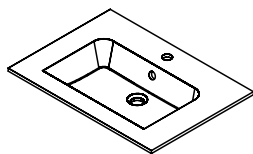
Mirror.

Specchio

Зеркало.

MEASURES	(xx)	FINISHES	KEA	SAP	POINTS
75x60x2,5	/ 29 <sup>1</sup> / <sub>2</sub> x23 <sup>5</sup> / <sub>8</sub> x1	Blanco Brillo	G105560003	100172892	259
		Negro Brillo	G105560008	100172915	

## BASIN WAY 60



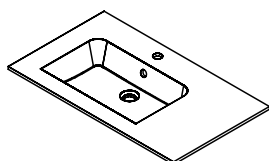
GELCOAT basin.  
Requires for installation valve G619999423 SAP100200010.

Lavabo GELCOAT  
Richiede valvola G619999423 SAP100200010.

Раковина GELCOAT.  
Требуется установка постоянного клапана G619999423 SAP100200010.

MEASURES	FINISHES	KEA	SAP	POINTS
60x12x46 / 23 <sup>5/8</sup> x4 <sup>3/4</sup> x18 <sup>1/8</sup>	GELCOAT	G105560006	100172893	491

## BASIN WAY 80



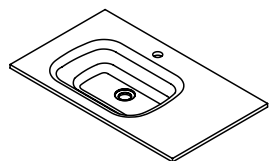
GELCOAT basin.  
Requires for installation valve G619999423 SAP100200010.

Lavabo GELCOAT  
Richiede valvola G619999423 SAP100200010.

Раковина GELCOAT.  
Требуется установка постоянного клапана G619999423 SAP100200010.

MEASURES	FINISHES	KEA	SAP	POINTS
80x12x46 / 31 <sup>1/2</sup> x4 <sup>3/4</sup> x18 <sup>1/8</sup>	GELCOAT	G105560001	100172916	522

## GLASS WORKTOP



Glass worktop with incorporated basin.  
Requires for installation valve G619999423 SAP100200010.

Top in vetro.  
Richiede valvola G619999423 SAP100200010.

-Керамическая раковина.  
Требуется установка постоянного клапана G619999423 SAP100200010.

MEASURES	FINISHES	KEA	SAP	POINTS
60,5x12x47 / 23 <sup>7/8</sup> x4 <sup>3/4</sup> x18 <sup>1/2</sup>	Cristal blanco brillo	G105490011	100173921	704
	Cristal gris sombra brillo	G105490008	100173888	
	Cristal negro brillo	G105560002	100172879	
81x12x47 / 31 <sup>7/8</sup> x4 <sup>3/4</sup> x18 <sup>1/2</sup>	Cristal blanco brillo	G105490010	100173908	815
	Cristal gris sombra brillo	G105490009	100173922	
	Cristal negro brillo	G105560005	100172912	

# skyline

way



The interpretation made in inches for the dimensions of the different items shown in the price list has been rounded to 1/8, however for a more accurate measurement please use millimetres or centimetres.

## Flow

<b>EXTERIOR FINISHES</b> FINITURE ESTERNE ОТДЕЛКА ДЛЯ НАРУЖНОГО ИСПОЛЬЗОВАНИЯ	<input type="checkbox"/> Laminate Laminato ЛАМИНАТ	<input type="checkbox"/> Matt lacquer Laccato opaco МАТОВЫЙ ЛАК	<input type="checkbox"/> Wood veneer Legno ДЕРЕВО
	<input type="checkbox"/> HPL Stratificato СЛОИСТАЯ	<input checked="" type="checkbox"/> Gloss lacquer Laccato lucido ГЛЯНЦЕВЫЙ ЛАК	
<b>INTERIOR FINISHES</b> FINITURE INTERNE ОТДЕЛКА ДЛЯ ВНУТРЕННЕГО ИСПОЛЬЗОВАНИЯ	<input checked="" type="checkbox"/> Laminate Laminato ЛАМИНАТ	<input type="checkbox"/> Wood veneer Legno ДЕРЕВО	<input type="checkbox"/> Aluminium+laminated base Alluminio + base in laminato Алюминий + основа из ламината
	<input checked="" type="checkbox"/> Front handle Maniglia frontale a vista Декоративная передняя ручка	<input type="checkbox"/> Integrated metal handle Maniglia metallica integrata Встроенная металлическая ручка	<input type="checkbox"/> Integrated mechanized h. Maniglia integrata ricavata sul bordo Встроенная ручка по краю
<b>HANDLES</b> MANIGLIE РУЧКИ	<input type="checkbox"/> Push handle Maniglia Push РУЧКИ Push		
<b>TYPE OF UNITS</b> TIPI DI MODULI ТИПЫ МОДУЛЕЙ	<input checked="" type="checkbox"/> Compact Compatto Компактная	<input checked="" type="checkbox"/> Modular Modulare Модульная	
<b>POSITION</b> POSIZIONE ПОЗИЦИЯ	<input checked="" type="checkbox"/> Wall-mounted Sospeso Подвесная	<input type="checkbox"/> Floor-mounted A terra Напольная	
<b>MEASURES (CM)</b> DIMENSIONI РАЗМЕРЫ	◀ 40 / 60 / 80 15 <sup>3/4</sup> / 23 <sup>5/8</sup> / 31 <sup>1/2</sup>	▲ 40 15 <sup>3/4</sup>	↘ 51 20 <sup>1/8</sup>
<b>WORKTOP &amp; BASIN OPTIONS</b> OPZIONI TOP E LAVABI ВАРИАНТЫ СТОЛЕШНИЦ И УМЫВАЛЬНЫХ РАКОВИН	<input checked="" type="checkbox"/> Bath serie's worktop / basin Lavabo / top della serie Серийная умывальная раковина / столешница	<input type="checkbox"/> Standard worktops Top standard Стандартные столешницы	<input checked="" type="checkbox"/> Worktop + integrated basin Encimera + lavabo integrato Столешница + встроенная умывальная раковина
	<input checked="" type="checkbox"/> Over-mounted basin Lavabo da appoggio Настольная умывальная раковина	<input type="checkbox"/> Under-mounted basin Lavabo sottopiano Умывальная раковина, встраиваемая в столешницу снизу	<input type="checkbox"/> Double basin as option Opzione doppia vasca Вариант с двойной чашей
<b>WORKTOP FINISHES</b> FINITURE TOP ОТДЕЛКА СТОЛЕШНИЦ	<input checked="" type="checkbox"/> Krion® worktop Top in KRION® Столешница KRION®	<input checked="" type="checkbox"/> Gel Coat worktop Top in Gel Coat Столешница с покрытием гелькоут	<input type="checkbox"/> Natural Stone worktop Top in pietra naturale Столешница из натурального камня.
	<input type="checkbox"/> Glass worktop Top in vetro Столешница из стекла	<input type="checkbox"/> Bath furniture finish worktop Top con la finitura del mobile Столешница с той же отделкой, что и консоль/тумба	
<b>BASIN FINISHES</b> FINITURE LAVABI ОТДЕЛКА УМЫВАЛЬНЫХ РАКОВИН	<input type="checkbox"/> Krion® basin Lavabo in Krion® Умывальная раковина из Krion®	<input checked="" type="checkbox"/> Gel Coat basin Lavabo Gelcoat Раковина Gelcoat	<input type="checkbox"/> Ceramic basin Lavabo in ceramica Керамическая умывальная раковина
	<input type="checkbox"/> Natural Stone basin Lavabo in pietra naturale Умывальная раковина из натурального камня.		
<b>ACCESSORIES</b> ACCESSORI АКСЕССУАРЫ	<input checked="" type="checkbox"/> Mirror Specchio Зеркало	<input checked="" type="checkbox"/> Wall-mounted module Modulo sospeso Подвесной модуль	<input type="checkbox"/> Tall cabinet Modulo colonna Высокий шкаф
	<input checked="" type="checkbox"/> Upper unit Modulo alto Верхний модуль	<input type="checkbox"/> Organizer Organizzatore Органайзер	<input checked="" type="checkbox"/> Shelves Mensola Полка
			<input type="checkbox"/> Accessories Accessori Аксессуары



# flow



flow

Modular cabinet available in white gloss lacquer and tortola gloss lacquer. Its lower modules have the potential of installing the handle to the right and left, or a handle-towel holder, and are also available with one of their sides curved, allowing to fill compositions with this geometry.

The studied design of the FLOW washbasin in Gelcoat gives it personality, and uniqueness to the whole.

Upper modules with stainless steel structure, which can be supplied as open shelves or with mirror fronts.

Mobile modulare disponibile in laccato bianco lucido e Tortola lucido. Nelle basi è possibile montare la maniglia a destra e sinistra o una maniglia portasciugamani. Disponibili anche con un fianco curvo per chiudere le composizioni con questa geometria.

Il ricercato design del lavabo FLOW in Gelcoat conferisce personalità ed esclusività alla composizione.

Pensili con struttura in acciaio inox forniti come ripiani aperti o con frontali a specchio.

Модульный шкаф предлагается с покрытием глянцевым лаком белого цвета или цвета tortola. В нижних модулях ручки можно установить как справа, так и слева. Кроме того, можно оборудовать держатель для полотенец. Есть возможность придать одной из сторон шкафа изогнутую форму, если такое геометрическое решение соответствует другим элементам обстановки.

Благодаря продуманному дизайну умывальная раковина Gelcoat серии FLOW выглядит оригинально и делает ванную комнату уникальной. Конструкция из нержавеющей стали в верхних модулях позволяет оформить их в виде открытых полок или оборудовать зеркальными фасадами.



+info p.463

4813 Points  
**FLOW tortola**



flow



2639 Points  
FLOW blanco

+info p.463

## FINISHES

GLOSS LACQUER

LACCATO LUCIDO

ГЛЯНЦЕВЫЙ ЛАК

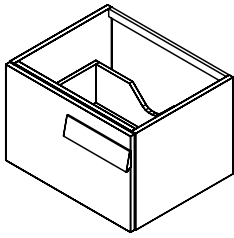


Blanco



Tórtola

## WASH BASIN UNIT BPS

DEPTH 51CM / 20<sup>1</sup>/<sub>8</sub>"

Wash basin unit. **Just modular or on the outside of a composition.**  
Optional handle position DX or SX.

Basi portlavabo **Modulare da solo o all'esterno di una composizione.**  
Maniglia posizionabile opzionalmente a DX o SX.

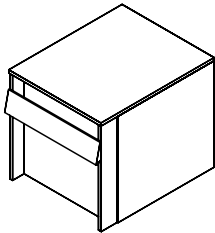
Тумбочка под умывальник. Может использоваться как в составе модуля, так и в качестве отдельного элемента.

Расположение ручки справа или слева (на выбор).

MEASURES	(xx)	FINISHES	KEA	SAP	POINTS
60x40x51	/ 23 <sup>5</sup> / <sub>8</sub> x15 <sup>3</sup> / <sub>4</sub> x20 <sup>1</sup> / <sub>8</sub>	BLANCO	G105540006	100157169	768
		TORTOLA	G105540010	100157170	
80x40x51	/ 31 <sup>1</sup> / <sub>2</sub> x15 <sup>3</sup> / <sub>4</sub> x20 <sup>1</sup> / <sub>8</sub>	BLANCO	G105540012	100157171	858
		TORTOLA	G105540005	100157172	

BP

## FREESTANDING UNIT MS-TOA

DEPTH 51CM / 20<sup>1</sup>/<sub>8</sub>"

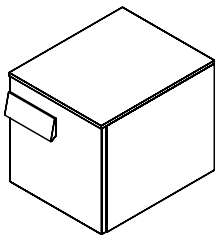
Wall-mounted unit.

Modulo sospeso

Тумба для ванной, монтируемая на стену.

MEASURES	(xx)	FINISHES	KEA	SAP	POINTS
40x41,2x51	/ 15 <sup>3</sup> / <sub>4</sub> x16 <sup>1</sup> / <sub>4</sub> x20 <sup>1</sup> / <sub>8</sub>	BLANCO	G105540016	100157186	814
		TORTOLA	G105540008	100157175	

## FREESTANDING UNIT MS

DEPTH 51CM / 20<sup>1</sup>/<sub>8</sub>"

Wall-mounted unit.

Optional handle position DX or SX.

Modulo sospeso

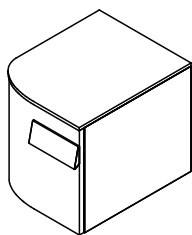
Maniglia posizionabile opzionalmente a DX o SX.

Тумба для ванной, монтируемая на стену.

Расположение ручки справа или слева (на выбор).

MEASURES	(xx)	FINISHES	KEA	SAP	POINTS
40x41,2x51	/ 15 <sup>3</sup> / <sub>4</sub> x16 <sup>1</sup> / <sub>4</sub> x20 <sup>1</sup> / <sub>8</sub>	BLANCO	G105540021	100157180	762
		TORTOLA	G105540019	100157181	

## FREESTANDING UNIT MS-CURVO SX

DEPTH 51CM / 20<sup>1</sup>/<sub>8</sub>"

Wall-mounted unit.

Modulo sospeso

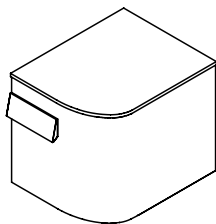
Тумба для ванной, монтируемая на стену.

MEASURES	(xx)	FINISHES	KEA	SAP	POINTS
40x41,2x51	/ 15 <sup>3</sup> / <sub>4</sub> x16 <sup>1</sup> / <sub>4</sub> x20 <sup>1</sup> / <sub>8</sub>	BLANCO	G105540020	100157184	973
		TORTOLA	G105540015	100157185	

MS

## FREESTANDING UNIT MS-CURVO DX

DEPTH 51CM / 20<sup>1</sup>/<sub>8</sub>"

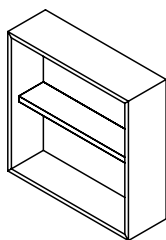


Wall-mounted unit.  
Modulo sospeso  
Тумба для ванной, монтируемая на стену.

MS	MEASURES	FINISHES	KEA	SAP	POINTS
	40x41,2x51 / 15 <sup>3</sup> / <sub>4</sub> x16 <sup>1</sup> / <sub>4</sub> x20 <sup>1</sup> / <sub>8</sub>	BLANCO	G105540018	100157182	973
		TORTOLA	G105540017	100157183	

## SHELF

DEPTH 13CM / 5<sup>1</sup>/<sub>8</sub>"

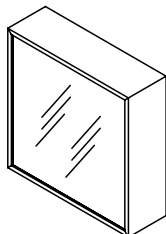


Shelf.  
Ripiano.  
Полка.

CM	MEASURES	FINISHES	KEA	SAP	POINTS
	40x40x13 / 15 <sup>3</sup> / <sub>4</sub> x15 <sup>3</sup> / <sub>4</sub> x5 <sup>1</sup> / <sub>8</sub>	ACERO INOX.	G105540014	100157159	286

## MIRROR MA-ESP

DEPTH 13CM / 5<sup>1</sup>/<sub>8</sub>"

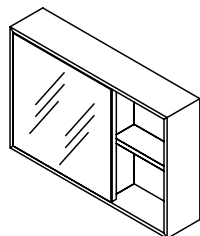


Mirror.  
Specchio  
Зеркало.

	MEASURES	FINISHES	KEA	SAP	POINTS
	40x40x13 / 15 <sup>3</sup> / <sub>4</sub> x15 <sup>3</sup> / <sub>4</sub> x5 <sup>1</sup> / <sub>8</sub>	ACERO INOX.	G105540011	100157173	413
	40x80x13 / 15 <sup>3</sup> / <sub>4</sub> x31 <sup>1</sup> / <sub>2</sub> x5 <sup>1</sup> / <sub>8</sub>	ACERO INOX.	G105540004	100157174	571

## MIRROR MA-ESP

DEPTH 13CM / 5<sup>1</sup>/<sub>8</sub>"



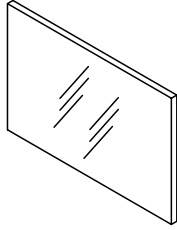
Mirror.  
Specchio  
Зеркало.

	MEASURES	FINISHES	KEA	SAP	POINTS
	60x40x13 / 23 <sup>5</sup> / <sub>8</sub> x15 <sup>3</sup> / <sub>4</sub> x5 <sup>1</sup> / <sub>8</sub>	ACERO INOX.	G105540013	100157157	453
	80x40x13 / 31 <sup>1</sup> / <sub>2</sub> x15 <sup>3</sup> / <sub>4</sub> x5 <sup>1</sup> / <sub>8</sub>	ACERO INOX.	G105540009	100157158	590



## MIRROR FLOW

DEPTH 2CM / 0<sup>3</sup>/<sub>4</sub>"

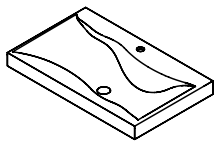


Mirror.  
Specchio  
Зеркало.

MEASURES	()	FINISHES	KEA	SAP	POINTS
60x40x2 / 23 <sup>5</sup> / <sub>8</sub> x15 <sup>3</sup> / <sub>4</sub> x0 <sup>3</sup> / <sub>4</sub>			G105540001	100157165	156
80x40x2 / 31 <sup>1</sup> / <sub>2</sub> x15 <sup>3</sup> / <sub>4</sub> x0 <sup>3</sup> / <sub>4</sub>			G105540003	100157166	174

## BASIN FLOW GELCOAT

DEPTH 49CM / 19<sup>1</sup>/<sub>4</sub>"



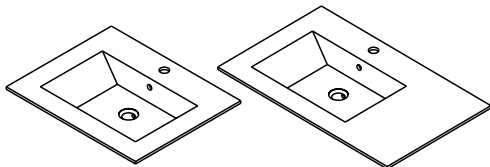
GELCOAT basin.  
Requires for installation permanent valve G619999035 SAP100104178.  
Requires drainage G619999041 SAP100138072.

Lavabo GELCOAT  
Richiede valvola G619999035 SAP100104178.  
Richiede scarico G619999041 SAP100138072.

Раковина GELCOAT.  
Требуется установка постоянного клапана G619999035 SAP100104178.  
Требуется дренаж G619999041 SAP100138072.

MEASURES	()	FINISHES	KEA	SAP	POINTS
60x15x49 / 23 <sup>5</sup> / <sub>8</sub> x5 <sup>7</sup> / <sub>8</sub> x19 <sup>1</sup> / <sub>4</sub>		GELCOAT	G105540002	100157167	568
80x15x49 / 31 <sup>1</sup> / <sub>2</sub> x5 <sup>7</sup> / <sub>8</sub> x19 <sup>1</sup> / <sub>4</sub>			G105540007	100157168	622

## BASIN



Gelcoat basin.  
Requires for installation valve G619999423 SAP100200010.  
Requires drainage G619999041 SAP100138072.

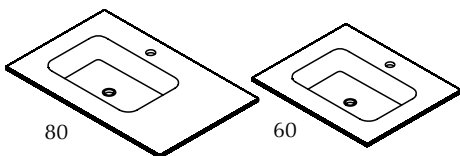
Lavabo Gelcoat.  
Richiede valvola G619999423 SAP100200010.  
Richiede scarico G619999041 SAP100138072.

Раковина Gelcoat.  
Требуется установка постоянного клапана G619999423 SAP100200010.  
Требуется дренаж G619999041 SAP100138072.

MEASURES	()	FINISHES	KEA	SAP	POINTS
60,5x14,1x49,2 / 23 <sup>7</sup> / <sub>8</sub> x5 <sup>1</sup> / <sub>2</sub> x19 <sup>3</sup> / <sub>8</sub>		GELCOAT	G105500039	100160956	0560
80,5x14,1x49,2 / 31 <sup>3</sup> / <sub>4</sub> x5 <sup>1</sup> / <sub>2</sub> x19 <sup>3</sup> / <sub>8</sub>			G105500038	100160957	0582

## WORKTOP KRION STONE

DEPTH 49,2CM / 19<sup>3</sup>/<sub>8</sub>"



Worktop KRION STONE with integrated basin.  
Requires for installation permanent valve G619999024 SAP100036254.  
Requires drainage G619999041 SAP100138072.

Top in KRION STONE con lavabo integrato.  
Richiede valvola G619999024 SAP100036254.  
Richiede scarico G619999041 SAP100138072.

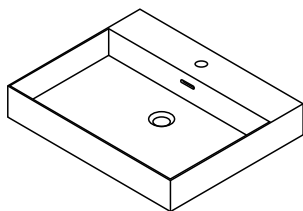
Столешница KRION STONE со встроенной раковиной.  
Требуется установка постоянного клапана G619999024 SAP100036254.  
Требуется дренаж G619999041 SAP100138072.

MEASURES	()	FINISHES	KEA	SAP	POINTS
60,2x13x49,2 / 23 <sup>5</sup> / <sub>8</sub> x5 <sup>1</sup> / <sub>8</sub> x19 <sup>3</sup> / <sub>8</sub>		KRION STONE	G100350009	100091017	617
80,2x13x49,2 / 31 <sup>1</sup> / <sub>2</sub> x5 <sup>1</sup> / <sub>8</sub> x19 <sup>3</sup> / <sub>8</sub>			G100320004	100091018	660



## BASIN SLIM

DEPTH 49CM / 19<sup>1</sup>/<sub>4</sub>"



-GELCOAT basin with overflow.

-Requires for installation valve G619999423 SAP100200010, 72 P.

-Lavabo GELCOAT con troppopieno.

-Richiede valvola G619999423 SAP100200010, 72 P.

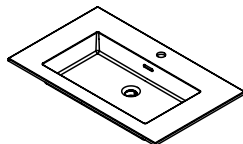
-Раковина GELCOAT с переливом.

-Требуется установка клапана G619999423 SAP100200010, 72 P.

MEASURES	()	FINISHES	KEA	SAP	POINTS
60x10x49 / 23 <sup>5</sup> / <sub>8</sub> x3 <sup>7</sup> / <sub>8</sub> x19 <sup>1</sup> / <sub>4</sub>		GELCOAT	G619000085	100221199	596
80x10x49 / 31 <sup>1</sup> / <sub>2</sub> x3 <sup>7</sup> / <sub>8</sub> x19 <sup>1</sup> / <sub>4</sub>			G619000084	100221201	682

## BASIN FIT

DEPTH 49CM / 19<sup>1</sup>/<sub>4</sub>"



GELCOAT basin with overflow.

Requires for installation valve G619999423 SAP100200010.

Requires drainage G619999041 SAP100138072.

Lavabo GELCOAT con troppopieno.

Richiede valvola G619999423 SAP100200010.

Richiede scarico G619999041 SAP100138072.

Раковина GELCOAT с переливом.

Требуется установка постоянного клапана G619999423 SAP100200010.

Требуется дренаж G619999041 SAP100138072.

MEASURES	()	FINISHES	KEA	SAP	POINTS
60,5x13,5x49 / 23 <sup>7</sup> / <sub>8</sub> x5 <sup>3</sup> / <sub>8</sub> x19 <sup>1</sup> / <sub>4</sub>		GELCOAT	G100021416	100241712	427
80,5x13,5x49 / 31 <sup>3</sup> / <sub>4</sub> x5 <sup>3</sup> / <sub>8</sub> x19 <sup>1</sup> / <sub>4</sub>			G100021414	100241723	532





The interpretation made in inches for the dimensions of the different items shown in the price list has been rounded to 1/8, however for a more accurate measurement please use millimetres or centimetres.

## Bambu

<b>EXTERIOR FINISHES</b> FINITURE ESTERNE ОТДЕЛКА ДЛЯ НАРУЖНОГО ИСПОЛЬЗОВАНИЯ	<input type="checkbox"/> Laminate Laminato ЛАМИНАТ	<input type="checkbox"/> Matt lacquer Laccato opaco МАТОВЫЙ ЛАК	<input type="checkbox"/> Wood veneer Legno ДЕРЕВО
	<input type="checkbox"/> HPL Stratificato СЛОИСТАЯ	<input checked="" type="checkbox"/> Gloss lacquer Laccato lucido ГЛЯНЦЕВЫЙ ЛАК	
<b>INTERIOR FINISHES</b> FINITURE INTERNE ОТДЕЛКА ДЛЯ ВНУТРЕННЕГО ИСПОЛЬЗОВАНИЯ	<input checked="" type="checkbox"/> Laminate Laminato ЛАМИНАТ	<input type="checkbox"/> Wood veneer Legno ДЕРЕВО	<input type="checkbox"/> Aluminium+laminated base Alluminio + base in laminato Алюминий + основа из ламината
	<input type="checkbox"/> Front handle Maniglia frontale a vista Декоративная передняя ручка	<input type="checkbox"/> Integrated metal handle Maniglia metallica integrata Встроенная металлическая ручка	<input checked="" type="checkbox"/> Integrated mechanized h. Maniglia integrata ricavata sul bordo Встроенная ручка по краю
<b>HANDLES</b> MANIGLIE РУЧКИ	<input type="checkbox"/> Push handle Maniglia Push РУЧКИ Push		
<b>TYPE OF UNITS</b> TIPI DI MODULI ТИПЫ МОДУЛЕЙ	<input checked="" type="checkbox"/> Compact Compatto Компактная	<input type="checkbox"/> Modular Modulare Модульная	
<b>POSITION</b> POSIZIONE ПОЗИЦИЯ	<input checked="" type="checkbox"/> Wall-mounted Sospeso Подвесная	<input type="checkbox"/> Floor-mounted A terra Напольная	
<b>MEASURES (CM)</b> DIMENSIONI РАЗМЕРЫ	◀ 60 / 80	▲ 48	↘ 46
	23 <sup>5/8</sup> / 31 <sup>1/2</sup>	18 <sup>7/8</sup>	18 <sup>1/8</sup>
<b>WORKTOP &amp; BASIN OPTIONS</b> OPZIONI TOP E LAVABI ВАРИАНТЫ СТОЛЕШНИЦ И УМЫВАЛЬНЫХ РАКОВИН	<input type="checkbox"/> Bath serie's worktop / basin Lavabo / top della serie Серийная умывальная раковина / столешница	<input type="checkbox"/> Standard worktops Top standard Стандартные столешницы	<input checked="" type="checkbox"/> Worktop + integrated basin Encimera + lavabo integrato Столешница + встроенная умывальная раковина
	<input type="checkbox"/> Over-mounted basin Lavabo da appoggio Настольная умывальная раковина	<input type="checkbox"/> Under-mounted basin Lavabo sotto Умывальная раковина, встраиваемая в столешницу снизу	<input type="checkbox"/> Double basin as option Opzione doppia vasca Вариант с двойной чашей
<b>WORKTOP FINISHES</b> FINITURE TOP ОТДЕЛКА СТОЛЕШНИЦ	<input type="checkbox"/> Krion® worktop Top in KRION® Столешница KRION®	<input checked="" type="checkbox"/> Gel Coat worktop Top in Gel Coat Столешница с покрытием гелькоут	<input type="checkbox"/> Natural Stone worktop Top in pietra naturale Столешница из натурального камня.
	<input checked="" type="checkbox"/> Glass worktop Top in vetro Столешница из стекла	<input type="checkbox"/> Bath furniture finish worktop Top con la finitura del mobile Столешница с той же отделкой, что и консоль/тумба	
<b>BASIN FINISHES</b> FINITURE LAVABI ОТДЕЛКА УМЫВАЛЬНЫХ РАКОВИН	<input type="checkbox"/> Krion® basin Lavabo in Krion® Умывальная раковина из Krion®	<input type="checkbox"/> Gel Coat basin Lavabo Gelcoat Раковина Gelcoat	<input type="checkbox"/> Ceramic basin Lavabo in ceramica Керамическая умывальная раковина
	<input type="checkbox"/> Natural Stone basin Lavabo in pietra naturale Умывальная раковина из натурального камня.		
<b>ACCESSORIES</b> ACCESSORI АКСЕССУАРЫ	<input checked="" type="checkbox"/> Mirror Specchio Зеркало	<input type="checkbox"/> Wall-mounted module Modulo sospeso Подвесной модуль	<input type="checkbox"/> Tall cabinet Modulo colonna Высокий шкаф
	<input type="checkbox"/> Upper unit Modulo alto Верхний модуль	<input checked="" type="checkbox"/> Organizer Organizzatore Органайзер	<input type="checkbox"/> Shelves Mensola Полка
			<input type="checkbox"/> Accessories Accessori Аксессуары

# *bambu*



Wall suspended bathroom unit in a straight line design. Comes with two manual opening drawers and fits round the U-bend.

Mobile da bagno sospeso a parete dalle linee rette. Disponibile con due cassetti ad estrazione manuale e foro per sifone.

Подвесной блок для ванной комнаты, монтирующийся на стену, отличается четкостью прямых линий. Поставляется с двумя выдвижными ящиками, открываемыми вручную. Подходит для установки в место U-образного изгиба.



1852 Points  
**BAMBU blanco brillo**

+info p.463



bambu



+info p.463


1783 Points  
BAMBU gris sombra

## FINISHES

GLOSS LACQUER

LACCATO LUCIDO

ГЛЯНЦЕВЫЙ ЛАК



Blanco brillo

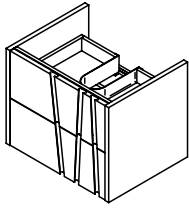


Gris sombra  
brillo



## WASH BASIN UNIT BPS 60

DEPTH 46CM / 18<sup>1</sup>/<sub>8</sub>"

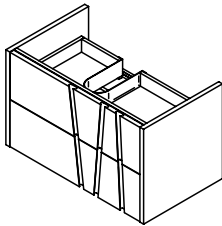


Wash basin unit.  
Basi portalavabo  
Тумбочка под умывальник.

MEASURES	(xx)	FINISHES	KEA	SAP	POINTS
60x48x46	/ 23 <sup>5</sup> / <sub>8</sub> x18 <sup>7</sup> / <sub>8</sub> x18 <sup>1</sup> / <sub>8</sub>	Blanco brillo	G105470044	100208438	1005
		Gris sombra brillo	G105470045	100208446	

## WASH BASIN UNIT BPS 80

DEPTH 46CM / 18<sup>1</sup>/<sub>8</sub>"

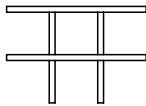


Wash basin unit.  
Basi portalavabo  
Тумбочка под умывальник.

MEASURES	(xx)	FINISHES	KEA	SAP	POINTS
80,5x48x46	/ 31 <sup>3</sup> / <sub>4</sub> x18 <sup>7</sup> / <sub>8</sub> x18 <sup>1</sup> / <sub>8</sub>	Blanco brillo	G105470047	100208467	1074
		Gris sombra brillo	G105470046	100208468	

## ORGANISER

DEPTH 25,9CM / 10<sup>1</sup>/<sub>4</sub>"

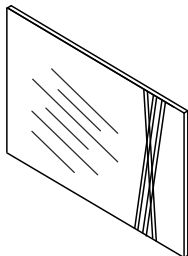


-Organiser. For inside drawer.  
-Organizer. Per interno cassetto.  
-Органайзер. Для внутреннего выдвижного ящика.

MEASURES	(xx)	KEA	SAP	POINTS
37,2x6x25,9	/ 140 <sup>5</sup> / <sub>8</sub> x2 <sup>3</sup> / <sub>8</sub> x10 <sup>1</sup> / <sub>4</sub>	G105490005	100126530	88

## MIRROR BAMBU

DEPTH 2,1CM / 0<sup>7</sup>/<sub>8</sub>"



Mirror.  
Specchio  
Зеркало.

MEASURES	(xx)	KEA	SAP	POINTS
55x60x2,1	/ 21 <sup>5</sup> / <sub>8</sub> x23 <sup>5</sup> / <sub>8</sub> x0 <sup>7</sup> / <sub>8</sub>	G105470004	100112922	143
75x60x2,1	/ 29 <sup>1</sup> / <sub>2</sub> x23 <sup>5</sup> / <sub>8</sub> x0 <sup>7</sup> / <sub>8</sub>	G105470006	100112923	187

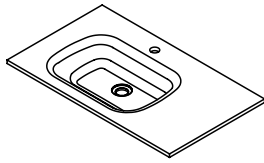
BP

bambu

ES

# bambu

## GLASS WORKTOP



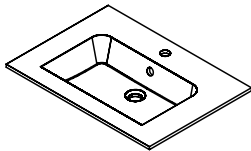
Glass worktop with incorporated basin.  
Requires for installation valve G619999423 SAP100200010.

Top in vetro.  
Richiede valvola G619999423 SAP100200010.

-Керамическая раковина.  
Требуется установка постоянного клапана G619999423 SAP100200010.

MEASURES	FINISHES	KEA	SAP	POINTS
60,5x12x47 / 23 <sup>7/8</sup> x4 <sup>3/4</sup> x18 <sup>1/2</sup>	Cristal blanco brillo	G105490011	100173921	704
	Cristal gris sombra brillo	G105490008	100173888	
	Cristal negro brillo	G105560002	100172879	
81x12x47 / 31 <sup>7/8</sup> x4 <sup>3/4</sup> x18 <sup>1/2</sup>	Cristal blanco brillo	G105490010	100173908	815
	Cristal gris sombra brillo	G105490009	100173922	
	Cristal negro brillo	G105560005	100172912	

## BASIN WAY 60



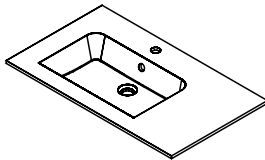
GELCOAT basin.  
Requires for installation valve G619999423 SAP100200010.

Lavabo GELCOAT  
Richiede valvola G619999423 SAP100200010.

Раковина GELCOAT.  
Требуется установка постоянного клапана G619999423 SAP100200010.

MEASURES	FINISHES	KEA	SAP	POINTS
60x12x46 / 23 <sup>5/8</sup> x4 <sup>3/4</sup> x18 <sup>1/8</sup>	GELCOAT	G105560006	100172893	491

## BASIN WAY 80



GELCOAT basin.  
Requires for installation valve G619999423 SAP100200010.

Lavabo GELCOAT  
Richiede valvola G619999423 SAP100200010.

Раковина GELCOAT.  
Требуется установка постоянного клапана G619999423 SAP100200010.

MEASURES	FINISHES	KEA	SAP	POINTS
80x12x46 / 31 <sup>1/2</sup> x4 <sup>3/4</sup> x18 <sup>1/8</sup>	GELCOAT	G105560001	100172916	522

# skyline

bambu



The interpretation made in inches for the dimensions of the different items shown in the price list has been rounded to 1/8, however for a more accurate measurement please use millimetres or centimetres.

## Urban

<b>EXTERIOR FINISHES</b> FINITURE ESTERNE ОТДЕЛКА ДЛЯ НАРУЖНОГО ИСПОЛЬЗОВАНИЯ	<input checked="" type="checkbox"/> Laminate Laminato ЛАМИНАТ	<input type="checkbox"/> Matt lacquer Laccato opaco МАТОВЫЙ ЛАК	<input type="checkbox"/> Wood veneer Legno ДЕРЕВО
	<input type="checkbox"/> HPL Stratificato СЛОИСТАЯ	<input type="checkbox"/> Gloss lacquer Laccato lucido ГЛЯНЦЕВЫЙ ЛАК	
<b>INTERIOR FINISHES</b> FINITURE INTERNE ОТДЕЛКА ДЛЯ ВНУТРЕННЕГО ИСПОЛЬЗОВАНИЯ	<input checked="" type="checkbox"/> Laminate Laminato ЛАМИНАТ	<input type="checkbox"/> Wood veneer Legno ДЕРЕВО	<input type="checkbox"/> Aluminium+laminated base Alluminio + base in laminato Алюминий + основа из ламината
<b>HANDLES</b> MANIGLIE РУЧКИ	<input checked="" type="checkbox"/> Front handle Maniglia frontale a vista Декоративная передняя ручка	<input type="checkbox"/> Integrated metal handle Maniglia metallica integrata Встроенная металлическая ручка	<input type="checkbox"/> Integrated mechanized h. Maniglia integrata ricavata sul bordo Встроенная ручка по краю
	<input type="checkbox"/> Push handle Maniglia Push РУЧКИ Push		
<b>TYPE OF UNITS</b> TIPI DI MODULI ТИПЫ МОДУЛЕЙ	<input checked="" type="checkbox"/> Compact Compatto Компактная	<input type="checkbox"/> Modular Modulare Модульная	
<b>POSITION</b> POSIZIONE ПОЗИЦИЯ	<input checked="" type="checkbox"/> Wall-mounted Sospeso Подвесная	<input type="checkbox"/> Floor-mounted A terra Напольная	
<b>MEASURES (CM)</b> DIMENSIONI РАЗМЕРЫ	◀ 60 / 80 / 120 23 <sup>5/8</sup> / 31 <sup>1/2</sup> / 47 <sup>1/4</sup>	▲ 48 18 <sup>7/8</sup>	◀ 48 18 <sup>7/8</sup>
<b>WORKTOP &amp; BASIN OPTIONS</b> OPZIONI TOP E LAVABI ВАРИАНТЫ СТОЛЕШНИЦ И УМЫВАЛЬНЫХ РАКОВИН	<input type="checkbox"/> Bath serie's worktop / basin Lavabo / top della serie Серийная умывальная раковина / столешница	<input type="checkbox"/> Standard worktops Top standard Стандартные столешницы	<input checked="" type="checkbox"/> Worktop + integrated basin Encimera + lavabo integrato Столешница + встроенная умывальная раковина
	<input type="checkbox"/> Over-mounted basin Lavabo da appoggio Настольная умывальная раковина	<input type="checkbox"/> Under-mounted basin Lavabo sottopiano Умывальная раковина, встраиваемая в столешницу снизу	<input checked="" type="checkbox"/> Double basin as option Opzione doppia vasca Вариант с двойной чашей
<b>WORKTOP FINISHES</b> FINITURE TOP ОТДЕЛКА СТОЛЕШНИЦ	<input checked="" type="checkbox"/> Krion® worktop Top in KRION® Столешница KRION®	<input checked="" type="checkbox"/> Gel Coat worktop Top in Gel Coat Столешница с покрытием гелькоут	<input type="checkbox"/> Natural Stone worktop Top in pietra naturale Столешница из натурального камня.
	<input type="checkbox"/> Glass worktop Top in vetro Столешница из стекла	<input type="checkbox"/> Bath furniture finish worktop Top con la finitura del mobile Столешница с той же отделкой, что и консоль/тумба	
<b>BASIN FINISHES</b> FINITURE LAVABI ОТДЕЛКА УМЫВАЛЬНЫХ РАКОВИН	<input type="checkbox"/> Krion® basin Lavabo in Krion® Умывальная раковина из Krion®	<input type="checkbox"/> Gel Coat basin Lavabo Gelcoat Раковина Gelcoat	<input type="checkbox"/> Ceramic basin Lavabo in ceramica Керамическая умывальная раковина
	<input type="checkbox"/> Natural Stone basin Lavabo in pietra naturale Умывальная раковина из натурального камня.		
<b>ACCESSORIES</b> ACCESSORI АКСЕССУАРЫ	<input checked="" type="checkbox"/> Mirror Specchio Зеркало	<input type="checkbox"/> Wall-mounted module Modulo sospeso Подвесной модуль	<input type="checkbox"/> Tall cabinet Modulo colonna Высокий шкаф
	<input type="checkbox"/> Upper unit Modulo alto Верхний модуль	<input type="checkbox"/> Organizer Organizzatore Органайзер	<input type="checkbox"/> Shelves Mensola Полка
			<input checked="" type="checkbox"/> Accessories Accessori Аксессуары

# urban



Wall-hung bathroom cabinet with straight-line design and available in gloss white laminate and oak rood laminate. Equipped with a drawer pulled-out by hand with recessed handle and a space to clear the trap. The series includes mirror, Gelcoat basin, and support leg.

Mobile da bagno sospeso, dalle linee rette disponibile in laminato bianco lucido e rovere rood. Dispone di un cassetto ad estrazione manuale con maniglia incassata e foro per sifone. La serie dispone di specchio, lavabo in Gelcoat e piedini di appoggio.

Настенный шкаф для ванной комнаты отличается четкостью прямых линий. Предлагается в двух вариантах отделки: белым глянцевым ламинатом и ламинатом из древесины дуба. Оборудован выдвигаемым ящиком с утепленной ручкой. Предусмотрено пространство, позволяющее осуществлять чистку сифона. В эту серию входят зеркало, раковина Gelcoat и опорная ножка.



+



+



+info p.464

1371 Points  
URBAN N laminado roble root





+info p.464

**2424 Points**  
**URBAN N laminado roble root**

urban




## FINISHES

LAMINATE

LAMINATO

ЛАМИНАТ



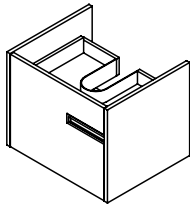
Blanco Brillo



Roble Root

## URBAN N WASH BASIN UNIT

DEPTH 48,2CM / 19"



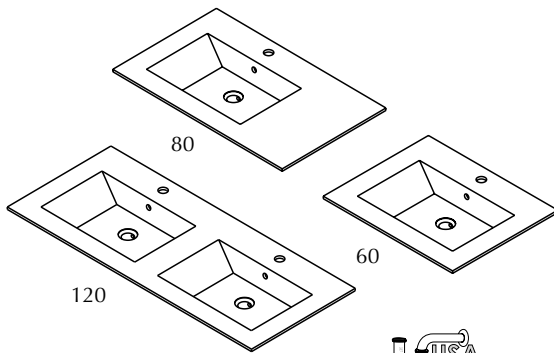
Wash basin unit.  
Basi portalavabo  
Тумбочка под умывальник.



MEASURES	(xx)	FINISHES	KEA	SAP	POINTS
60x48x48,2 / 23 <sup>5/8</sup> x18 <sup>7/8</sup> x19		Laminate Blanco Brillo	G105500061	100208464	0655
		Laminate Roble Root	G105500063	100208425	
80x48x48,2 / 31 <sup>1/2</sup> x18 <sup>7/8</sup> x19		Laminate Blanco Brillo	G105500065	100208465	0756
		Laminate Roble Root	G105500066	100208426	
120x48x48,2 / 47 <sup>1/4</sup> x18 <sup>7/8</sup> x19		Laminate Blanco Brillo	G105500062	100208463	1140
		Laminate Roble Root	G105500064	100208415	

BP

## BASIN



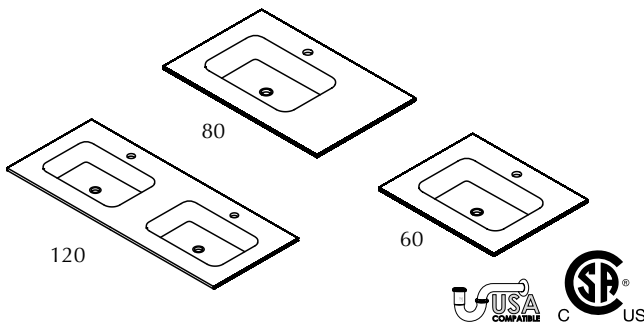
-GELCOAT basin with overflow.  
-Requires for installation valve G619999423 SAP100200010, 72 P.  
-Lavabo GELCOAT con troppopieno.  
-Richiede valvola G619999423 SAP100200010, 72 P.  
-Раковина GELCOAT с переливом.  
-Требуется установка клапана G619999423 SAP100200010, 72 P.



MEASURES	(xx)	FINISHES	KEA	SAP	POINTS
60,5x14,1x49,2 / 23 <sup>7/8</sup> x5 <sup>1/2</sup> x19 <sup>3/8</sup>		GELCOAT	G105500039	100160956	0560
80,5x14,1x49,2 / 31 <sup>3/4</sup> x5 <sup>1/2</sup> x19 <sup>3/8</sup>			G105500038	100160957	0582
120,5x14,1x49,2 / 47 <sup>1/2</sup> x5 <sup>1/2</sup> x19 <sup>3/8</sup>			G105500043	100171860	0981

## KRION STONE WORKTOP

DEPTH 49,2CM / 19<sup>3/8</sup>"



-KRION STONE Worktop with integrated basin.  
-Requires for installation permanent valve G619999024 SAP100036254.  
-Requires drainage G619999026 SAP100036255.  
-Top in KRION STONE con lavabo integrato.  
-Richiede valvola G619999024 SAP100036254.  
-Richiede scarico G619999026 SAP100036255.  
-Столешница KRION STONE со встроенной раковиной.  
-Требуется установка постоянного клапана G619999024 SAP100036254.  
-Требуется дренаж G619999026 SAP100036255.

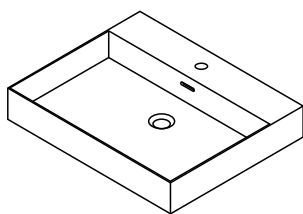


MEASURES	(xx)	FINISHES	KEA	SAP	POINTS
60,2x13x49,2 / 23 <sup>5/8</sup> x5 <sup>1/8</sup> x19 <sup>3/8</sup>		Krion STONE	G100350009	100091017	617
80,2x13x49,2 / 31 <sup>1/2</sup> x5 <sup>1/8</sup> x19 <sup>3/8</sup>			G100320004	100091018	660
120,2x13x49,2 / 47 <sup>3/8</sup> x5 <sup>1/8</sup> x19 <sup>3/8</sup>			G100320025	100110448	1356

LA

## BASIN SLIM

DEPTH 49CM / 19<sup>1</sup>/<sub>4</sub>"

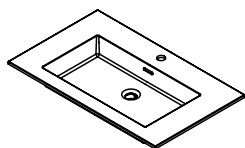


- GELCOAT basin with overflow.
- Requires for installation valve G619999423 SAP100200010, 72 P.
- Lavabo GELCOAT con troppopieno.
- Richiede valvola G619999423 SAP100200010, 72 P.
- Раковина GELCOAT с переливом.
- Требуется установка клапана G619999423 SAP100200010, 72 P.

MEASURES	FINISHES	KEA	SAP	POINTS
60x10x49 / 23 <sup>5</sup> / <sub>8</sub> x3 <sup>7</sup> / <sub>8</sub> x19 <sup>1</sup> / <sub>4</sub>	GELCOAT	G619000085	100221199	596

## BASIN FIT

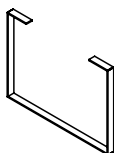
DEPTH 49CM / 19<sup>1</sup>/<sub>4</sub>"



- GELCOAT basin with overflow.
- Requires for installation valve G619999423 SAP100200010, 72 P.
- Lavabo GELCOAT con troppopieno.
- Richiede valvola G619999423 SAP100200010, 72 P.
- Раковина GELCOAT с переливом.
- Требуется установка клапана G619999423 SAP100200010, 72 P.

MEASURES	FINISHES	KEA	SAP	POINTS
60,5x13,5x49 / 23 <sup>7</sup> / <sub>8</sub> x5 <sup>3</sup> / <sub>8</sub> x19 <sup>1</sup> / <sub>4</sub>	GELCOAT	G100021416	100241712	427

## LEG

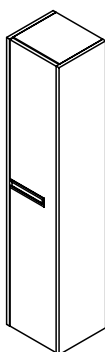


- Leg.
- Piedini
- Ножка.

MEASURES	FINISHES	KEA	SAP	POINTS
53x38,5x3 / 20 <sup>7</sup> / <sub>8</sub> x15 <sup>1</sup> / <sub>8</sub> x1 <sup>1</sup> / <sub>8</sub>	Blanco Brillo	G105500008	100124694	0147
73x38,5x3 / 28 <sup>3</sup> / <sub>4</sub> x15 <sup>1</sup> / <sub>8</sub> x1 <sup>1</sup> / <sub>8</sub>		G105500009	100125007	0173

## TALL CABINET

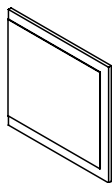
DEPTH 30CM / 11<sup>3</sup>/<sub>4</sub>"




- Tall cabinet. DX / SX
- Modulo colonna. DX / SX
- Высокий шкаф. DX / SX

MEASURES	FINISHES	KEA	SAP	POINTS
34x160x30 / 13 <sup>3</sup> / <sub>8</sub> x63x11 <sup>3</sup> / <sub>4</sub>	Laminate Blanco Brillo	G105500079	100221207	699
	Laminate Roble Root	G105500078	100221208	

## MIRROR



Mirror.  
Specchio  
Зеркало.

MEASURES	(  )	FINISHES	KEA	SAP	POINTS
60x60x2 / 23 <sup>5/8</sup> x23 <sup>5/8</sup> x0 <sup>3/4</sup>		Laminate Blanco Brillo	G105500005	100117617	156
		Laminate Roble Root	G105500003	100117618	
80x60x2 / 31 <sup>1/2</sup> x23 <sup>5/8</sup> x0 <sup>3/4</sup>		Laminate Blanco Brillo	G105500011	100126789	0203
		Laminate Roble Root	G105500010	100126790	
120x60x2 / 47 <sup>1/4</sup> x23 <sup>5/8</sup> x0 <sup>3/4</sup>		Laminate Blanco Brillo	G105500044	100171842	0303
		Laminate Roble Root	G105500045	100171836	



The interpretation made in inches for the dimensions of the different items shown in the price list has been rounded to 1/8, however for a more accurate measurement please use millimetres or centimetres.

## Folk

<b>EXTERIOR FINISHES</b> FINITURE ESTERNE ОТДЕЛКА ДЛЯ НАРУЖНОГО ИСПОЛЬЗОВАНИЯ	<input checked="" type="checkbox"/> Laminate Laminato ЛАМИНАТ	<input type="checkbox"/> Matt lacquer Laccato opaco МАТОВЫЙ ЛАК	<input type="checkbox"/> Wood veneer Legno ДЕРЕВО
	<input type="checkbox"/> HPL Stratificato СЛОИСТАЯ	<input type="checkbox"/> Gloss lacquer Laccato lucido ГЛЯНЦЕВЫЙ ЛАК	
<b>INTERIOR FINISHES</b> FINITURE INTERNE ОТДЕЛКА ДЛЯ ВНУТРЕННЕГО ИСПОЛЬЗОВАНИЯ	<input checked="" type="checkbox"/> Laminate Laminato ЛАМИНАТ	<input type="checkbox"/> Wood veneer Legno ДЕРЕВО	<input type="checkbox"/> Aluminium+laminated base Alluminio + base in laminato Алюминий + основа из ламината
<b>HANDLES</b> MANIGLIE РУЧКИ	<input checked="" type="checkbox"/> Front handle Maniglia frontale a vista Декоративная передняя ручка	<input type="checkbox"/> Integrated metal handle Maniglia metallica integrata Встроенная металлическая ручка	<input type="checkbox"/> Integrated mechanized h. Maniglia integrata ricavata sul bordo Встроенная ручка по краю
	<input type="checkbox"/> Push handle Maniglia Push РУЧКИ Push		
<b>TYPE OF UNITS</b> TIPI DI MODULI ТИПЫ МОДУЛЕЙ	<input checked="" type="checkbox"/> Compact Compatto Компактная	<input type="checkbox"/> Modular Modulare Модульная	
<b>POSITION</b> POSIZIONE ПОЗИЦИЯ	<input checked="" type="checkbox"/> Wall-mounted Sospeso Подвесная	<input type="checkbox"/> Floor-mounted A terra Напольная	
<b>MEASURES (CM)</b> DIMENSIONI РАЗМЕРЫ	◀ 60 / 80 / 120 23 <sup>5/8</sup> / 31 <sup>1/2</sup> / 47 <sup>1/4</sup>	▲ 48 18 <sup>7/8</sup>	↘ 49 19 <sup>1/4</sup>
<b>WORKTOP &amp; BASIN OPTIONS</b> OPZIONI TOP E LAVABI ВАРИАНТЫ СТОЛЕШНИЦ И УМЫВАЛЬНЫХ РАКОВИН	<input type="checkbox"/> Bath serie's worktop / basin Lavabo / top della serie Серийная умывальная раковина / столешница	<input type="checkbox"/> Standard worktops Top standard Стандартные столешницы	<input checked="" type="checkbox"/> Worktop + integrated basin Encimera + lavabo integrato Столешница + встроенная умывальная раковина
	<input type="checkbox"/> Over-mounted basin Lavabo da appoggio Настольная умывальная раковина	<input type="checkbox"/> Under-mounted basin Lavabo sottopiano Умывальная раковина, встраиваемая в столешницу снизу	<input checked="" type="checkbox"/> Double basin as option Opzione doppia vasca Вариант с двойной чашей
<b>WORKTOP FINISHES</b> FINITURE TOP ОТДЕЛКА СТОЛЕШНИЦ	<input checked="" type="checkbox"/> Krion® worktop Top in KRION® Столешница KRION®	<input checked="" type="checkbox"/> Gel Coat worktop Top in Gel Coat Столешница с покрытием гелькоут	<input type="checkbox"/> Natural Stone worktop Top in pietra naturale Столешница из натурального камня.
	<input type="checkbox"/> Glass worktop Top in vetro Столешница из стекла	<input type="checkbox"/> Bath furniture finish worktop Top con la finitura del mobile Столешница с той же отделкой, что и консоль/тумба	
<b>BASIN FINISHES</b> FINITURE LAVABI ОТДЕЛКА УМЫВАЛЬНЫХ РАКОВИН	<input type="checkbox"/> Krion® basin Lavabo in Krion® Умывальная раковина из Krion®	<input type="checkbox"/> Gel Coat basin Lavabo Gelcoat Раковина Gelcoat	<input type="checkbox"/> Ceramic basin Lavabo in ceramica Керамическая умывальная раковина
	<input type="checkbox"/> Natural Stone basin Lavabo in pietra naturale Умывальная раковина из натурального камня.		
<b>ACCESSORIES</b> ACCESSORI АКСЕССУАРЫ	<input checked="" type="checkbox"/> Mirror Specchio Зеркало	<input type="checkbox"/> Wall-mounted module Modulo sospeso Подвесной модуль	<input checked="" type="checkbox"/> Tall cabinet Modulo colonna Высокий шкаф
	<input checked="" type="checkbox"/> Upper unit Modulo alto Верхний модуль	<input checked="" type="checkbox"/> Organizer Organizzatore Органайзер	<input type="checkbox"/> Shelves Mensola Полка
			<input type="checkbox"/> Accessories Accessori Аксессуары

## folk



Series made up of a suspended washbasin unit with two drawers. The base, sides and handles come in a Lino laminate finish, whilst the interiors feature a Textil laminate finish. The drawer front panels are available in laminate Ice, Camel or Blanco Brillo finishes. The Krion vanity top comes with an integrated basin. This series also includes a mirror with a Lino laminate finish and a drawer organizer.

Serie composta da modulo portalavabo sospeso con due cassetti con base, fianchi e maniglia in finitura laminato Lino, interno in laminato Textil e frontali dei cassetti in finitura laminato Ice, Camel o Blanco lucido. Top in KRION con lavabo integrato.

La serie è completata da uno specchio in finitura laminato Lino e da un organizer per il cassetto.

В серию входит подвесная умывальная раковина с двумя выдвижными ящиками. Основание, боковые стороны и ручки отделаны ламинатом Lino, а внутренние поверхности — ламинатом Textil. Варианты отделки фасадов выдвижных ящиков: ламинат Ice, Camel, Blanco Brillo. Поверхность тумбы выполнена из материала Krion и оборудована встроенной раковиной.

В серию также входят зеркало с отделкой ламинатом Lino и органайзер с выдвижными ящиками.



1923 Points  
FOLK Lino / Ice

+info p.464





+info p.464

3698 Points  
FOLK Lino / Blanco brillo



+info p.465

1784 Points  
FOLK Lino / Blanco brillo

## FINISHES

<b>LAMINATE</b>	<b>LAMINATO</b>	<b>ЛАМИНАТ</b>
-----------------	-----------------	----------------


Fronts  
Frontali  
Фасады



Ice



Camel



Blanco brillo

Interior  
Interno  
Внутренняя




Textil

Carcass  
Scocca  
Каркас



Lino

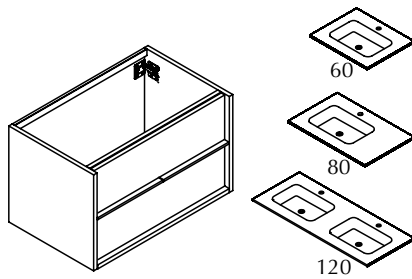
<b>WORKTOPS</b>	<b>TOP</b>	<b>СТОЛЕШНИЦЫ</b>
-----------------	------------	-------------------



Krion

## WASH BASIN UNIT BPS-1

DEPTH 49,2CM / 19<sup>3</sup>/<sub>8</sub>"

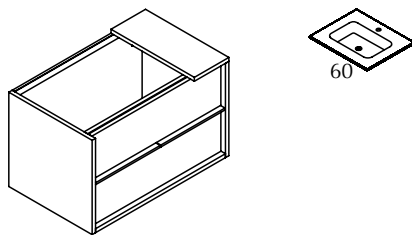


- Wash basin unit.
- Inside drawer organiser can be incorporated.
- Basi portalavabo
- Possibilità di incorporare organizer per il cassetto interno.
- Тумбочка под умывальник.
- Возможность встроить внутренний органайзер с выдвижными ящиками.

MEASURES	(x)x(x)x(x)	FINISHES	KEA	SAP	POINTS
60x48x49,2 / 23 <sup>5</sup> / <sub>8</sub> x18 <sup>7</sup> / <sub>8</sub> x19 <sup>3</sup> / <sub>8</sub>		Camel	G100350065	100210798	978
		Blanco brillo	G100350073	100210797	995
		Ice	G100350066	100210799	978
80x48x49,2 / 31 <sup>1</sup> / <sub>2</sub> x18 <sup>7</sup> / <sub>8</sub> x19 <sup>3</sup> / <sub>8</sub>		Camel	G100350076	100210804	1065
		Blanco brillo	G100350074	100210803	1090
		Ice	G100350067	100210805	1065
120x48x49,2 / 47 <sup>1</sup> / <sub>4</sub> x18 <sup>7</sup> / <sub>8</sub> x19 <sup>3</sup> / <sub>8</sub>		Camel	G100350072	100210795	1290
		Blanco brillo	G100350069	100210794	1315
		Ice	G100350070	100210796	1290

## WASH BASIN UNIT BPS-2

DEPTH 49,2CM / 19<sup>3</sup>/<sub>8</sub>"

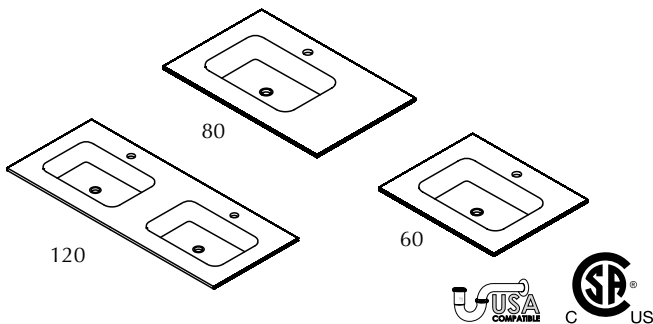


- Wash basin unit.
- Inside drawer organiser can be incorporated.
- Basi portalavabo
- Possibilità di incorporare organizer per il cassetto interno.
- Тумбочка под умывальник.
- Возможность встроить внутренний органайзер с выдвижными ящиками.

MEASURES	(x)x(x)x(x)	FINISHES	KEA	SAP	POINTS
80x50x49,2 / 31 <sup>1</sup> / <sub>2</sub> x19 <sup>5</sup> / <sub>8</sub> x19 <sup>3</sup> / <sub>8</sub>		Camel	G100350068	100210802	1075
		Blanco brillo	G100350071	100210801	1099
		Ice	G100350075	100210800	1075

## KRION STONE WORKTOP

DEPTH 49,2CM / 19<sup>3</sup>/<sub>8</sub>"



- KRION STONE worktop with integrated basin.
- Requires for installation permanent valve G619999024 SAP100036254.
- Requires drainage G619999026 SAP100036255.
- Top in KRION STONE con lavabo integrato.
- Richiede valvola G619999024 SAP100036254.
- Richiede scarico G619999026 SAP100036255.
- Столешница KRION STONE со встроенной раковиной.
- Требуется установка постоянного клапана G619999024 SAP100036254.
- Требуется дренаж G619999026 SAP100036255.

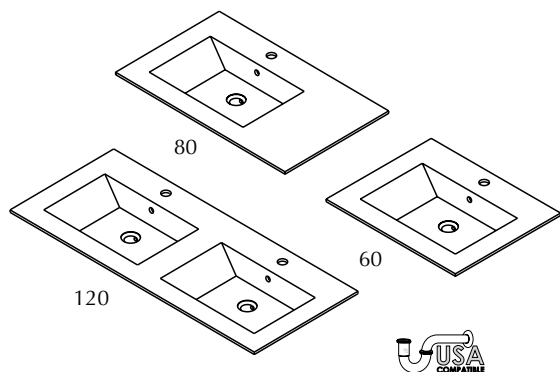
MEASURES	(x)x(x)x(x)	FINISHES	KEA	SAP	POINTS
60,2x13x49,2 / 23 <sup>5</sup> / <sub>8</sub> x5 <sup>1</sup> / <sub>8</sub> x19 <sup>3</sup> / <sub>8</sub>		Krion STONE	G100350009	100091017	617
80,2x13x49,2 / 31 <sup>1</sup> / <sub>2</sub> x5 <sup>1</sup> / <sub>8</sub> x19 <sup>3</sup> / <sub>8</sub>			G100320004	100091018	660
120,2x13x49,2 / 47 <sup>3</sup> / <sub>8</sub> x5 <sup>1</sup> / <sub>8</sub> x19 <sup>3</sup> / <sub>8</sub>			G100320025	100110448	1356

BP

folk

EN

## BASIN GELCOAT

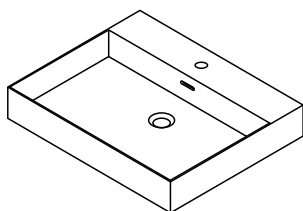


- GELCOAT basin with overflow.
- Requires for installation valve G619999423 SAP100200010, 72 P.
- Lavabo GELCOAT con troppopieno.
- Richiede valvola G619999423 SAP100200010, 72 P.
- Раковина GELCOAT с переливом.
- Требуется установка клапана G619999423 SAP100200010, 72 P.

EN	MEASURES	FINISHES	KEA	SAP	POINTS
	60,5x14,1x49,2 / 23 <sup>7/8</sup> x5 <sup>1/2</sup> x19 <sup>3/8</sup>	GELCOAT	G105500039	100160956	0560
	80,5x14,1x49,2 / 31 <sup>3/4</sup> x5 <sup>1/2</sup> x19 <sup>3/8</sup>		G105500038	100160957	0582
	120,5x14,1x49,2 / 47 <sup>1/2</sup> x5 <sup>1/2</sup> x19 <sup>3/8</sup>		G105500043	100171860	0981

## BASIN SLIM

DEPTH 49CM / 19<sup>1/4</sup>"




- GELCOAT basin with overflow.
- Requires for installation valve G619999423 SAP100200010, 72 P.
- Lavabo GELCOAT con troppopieno.
- Richiede valvola G619999423 SAP100200010, 72 P.
- Раковина GELCOAT с переливом.
- Требуется установка клапана G619999423 SAP100200010, 72 P.

LA	MEASURES	FINISHES	KEA	SAP	POINTS
	60x10x49 / 23 <sup>5/8</sup> x3 <sup>7/8</sup> x19 <sup>1/4</sup>	GELCOAT	G619000085	100221199	596

## ORGANISER MB (Travat / Folk)

DEPTH 37CM / 14<sup>5/8</sup>"



- Organiser. For inside drawer.
- Organizer. Per interno cassetto.
- Организер. Для внутреннего выдвижного ящика.

	MEASURES	FINISHES	KEA	SAP	POINTS
	27x10x37 / 10 <sup>5/8</sup> x3 <sup>7/8</sup> x14 <sup>5/8</sup>	Textil	G100350077	100215109	126

## TALL CABINET

DEPTH 30CM / 11<sup>3/4</sup>"

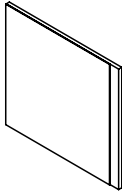


- Tall cabinet. DX / SX
- Modulo colonna. DX / SX
- Высокий шкаф. DX / SX


CM	MEASURES	FINISHES	KEA	SAP	POINTS
	30x156x30 / 11 <sup>3/4</sup> x61 <sup>3/8</sup> x11 <sup>3/4</sup>	Camel	G100350019	100095695	828
		Blanco brillo	G100350021	100095694	859
		Ice	G100350020	100095696	828

## MIRROR

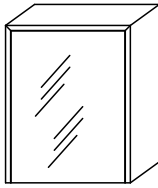
DEPTH 2,1CM / 0<sup>7</sup>/<sub>8</sub>"




-Mirror.  
-Specchio  
-Зеркало.

MEASURES	(  )	FINISHES	KEA	SAP	POINTS
50x60x2,1 / 19 <sup>5</sup> / <sub>8</sub> x23 <sup>5</sup> / <sub>8</sub> x0 <sup>7</sup> / <sub>8</sub>			G100350008	100091019	172
65x60x2,1 / 25 <sup>5</sup> / <sub>8</sub> x23 <sup>5</sup> / <sub>8</sub> x0 <sup>7</sup> / <sub>8</sub>		Lino	G100350004	100091020	198
116x60x2,1 / 45 <sup>5</sup> / <sub>8</sub> x23 <sup>5</sup> / <sub>8</sub> x0 <sup>7</sup> / <sub>8</sub>			G100350029	100110465	358

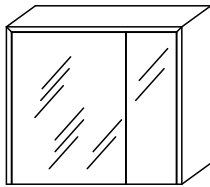
## MIRROR



-Upper unit with door and mirror front.  
-Pensile con anta e frontale a specchio.  
-Верхний блок с дверцей и зеркальным фасадом.

MEASURES	(  )	FINISHES	OPENS	KEA	SAP	POINTS
49x62x22 / 19 <sup>1</sup> / <sub>4</sub> x24 <sup>3</sup> / <sub>8</sub> x8 <sup>5</sup> / <sub>8</sub>		Lino	SX	G100350038	100115789	558
49x62x16 / 19 <sup>1</sup> / <sub>4</sub> x24 <sup>3</sup> / <sub>8</sub> x6 <sup>1</sup> / <sub>4</sub>				G100350048	100120938	

## MIRROR



-Upper unit with door and mirror front.  
-Pensile con anta e frontale a specchio.  
-Верхний блок с дверцей и зеркальным фасадом.

MEASURES	(  )	FINISHES	KEA	SAP	POINTS
69x62x22 / 27 <sup>1</sup> / <sub>8</sub> x24 <sup>3</sup> / <sub>8</sub> x8 <sup>5</sup> / <sub>8</sub>		Lino	G100350037	100115790	682
69x62x16 / 27 <sup>1</sup> / <sub>8</sub> x24 <sup>3</sup> / <sub>8</sub> x6 <sup>1</sup> / <sub>4</sub>			G100350049	100120939	



The interpretation made in inches for the dimensions of the different items shown in the price list has been rounded to 1/8, however for a more accurate measurement please use millimetres or centimetres.

## Travat

<b>EXTERIOR FINISHES</b> FINITURE ESTERNE ОТДЕЛКА ДЛЯ НАРУЖНОГО ИСПОЛЬЗОВАНИЯ	<input checked="" type="checkbox"/> Laminate Laminato ЛАМИНАТ	<input type="checkbox"/> Matt lacquer Laccato opaco МАТОВЫЙ ЛАК	<input type="checkbox"/> Wood veneer Legno ДЕРЕВО
	<input type="checkbox"/> HPL Stratificato СЛОИСТАЯ	<input type="checkbox"/> Gloss lacquer Laccato lucido ГЛЯНЦЕВЫЙ ЛАК	
<b>INTERIOR FINISHES</b> FINITURE INTERNE ОТДЕЛКА ДЛЯ ВНУТРЕННЕГО ИСПОЛЬЗОВАНИЯ	<input checked="" type="checkbox"/> Laminate Laminato ЛАМИНАТ	<input type="checkbox"/> Wood veneer Legno ДЕРЕВО	<input type="checkbox"/> Aluminium+laminated base Alluminio + base in laminato Алюминий + основа из ламината
	<input type="checkbox"/> Front handle Maniglia frontale a vista Декоративная передняя ручка	<input checked="" type="checkbox"/> Integrated metal handle Maniglia metallica integrata Встроенная металлическая ручка	<input type="checkbox"/> Integrated mechanized h. Maniglia integrata ricavata sul bordo Встроенная ручка по краю
<b>HANDLES</b> MANIGLIE РУЧКИ	<input type="checkbox"/> Push handle Maniglia Push РУЧКИ Push		
<b>TYPE OF UNITS</b> TIPI DI MODULI ТИПЫ МОДУЛЕЙ	<input checked="" type="checkbox"/> Compact Compatto Компактная	<input type="checkbox"/> Modular Modulare Модульная	
<b>POSITION</b> POSIZIONE ПОЗИЦИЯ	<input checked="" type="checkbox"/> Wall-mounted Sospeso Подвесная	<input checked="" type="checkbox"/> Floor-mounted A terra Напольная	
<b>MEASURES (CM)</b> DIMENSIONI РАЗМЕРЫ	◀ 60 / 80 / 120 23 <sup>5/8</sup> / 31 <sup>1/2</sup> / 47 <sup>1/4</sup>	▲ 53 / 87 20 <sup>7/8</sup> / 34 <sup>1/4</sup>	↘ 49 19 <sup>1/4</sup>
<b>WORKTOP &amp; BASIN OPTIONS</b> OPZIONI TOP E LAVABI ВАРИАНТЫ СТОЛЕШНИЦ И УМЫВАЛЬНЫХ РАКОВИН	<input type="checkbox"/> Bath serie's worktop / basin Lavabo / top della serie Серийная умывальная раковина / столешница	<input type="checkbox"/> Standard worktops Top standard Стандартные столешницы	<input checked="" type="checkbox"/> Worktop + integrated basin Encimera + lavabo integrato Столешница + встроенная умывальная раковина
	<input type="checkbox"/> Over-mounted basin Lavabo da appoggio Настольная умывальная раковина	<input type="checkbox"/> Under-mounted basin Lavabo sottopiano Умывальная раковина, встраиваемая в столешницу снизу	<input checked="" type="checkbox"/> Double basin as option Opzione doppia vasca Вариант с двойной чашей
<b>WORKTOP FINISHES</b> FINITURE TOP ОТДЕЛКА СТОЛЕШНИЦ	<input checked="" type="checkbox"/> Krion® worktop Top in KRION® Столешница KRION®	<input checked="" type="checkbox"/> Gel Coat worktop Top in Gel Coat Столешница с покрытием гелькоут	<input type="checkbox"/> Natural Stone worktop Top in pietra naturale Столешница из натурального камня.
	<input type="checkbox"/> Glass worktop Top in vetro Столешница из стекла	<input type="checkbox"/> Bath furniture finish worktop Top con la finitura del mobile Столешница с той же отделкой, что и консоль/тумба	
<b>BASIN FINISHES</b> FINITURE LAVABI ОТДЕЛКА УМЫВАЛЬНЫХ РАКОВИН	<input type="checkbox"/> Krion® basin Lavabo in Krion® Умывальная раковина из Krion®	<input type="checkbox"/> Gel Coat basin Lavabo Gelcoat Раковина Gelcoat	<input type="checkbox"/> Ceramic basin Lavabo in ceramica Керамическая умывальная раковина
	<input type="checkbox"/> Natural Stone basin Lavabo in pietra naturale Умывальная раковина из натурального камня.		
<b>ACCESSORIES</b> ACCESSORI АКСЕССУАРЫ	<input checked="" type="checkbox"/> Mirror Specchio Зеркало	<input type="checkbox"/> Wall-mounted module Modulo sospeso Подвесной модуль	<input checked="" type="checkbox"/> Tall cabinet Modulo colonna Высокий шкаф
	<input checked="" type="checkbox"/> Upper unit Modulo alto Верхний модуль	<input checked="" type="checkbox"/> Organizer Organizzatore Органайзер	<input type="checkbox"/> Shelves Mensola Полка
			<input type="checkbox"/> Accessories Accessori Аксессуары

*travat*

A bathroom series made up of a hung washbasin unit with two drawers and recessed handles, or alternatively a floor standing washbasin module with three drawers and recessed handles. The interiors come in a Textil laminate finish whilst the exteriors are available in a laminate Camel or Fume finish. The Krion vanity top comes with an integrated basin.

This series also includes a mirror in the same finish as the exterior furniture finish and a drawer organizer.

Serie da bagno composta da un modulo portalavabo sospeso con due cassetti e maniglia integrata o da un modulo portalavabo a terra con tre cassetti e maniglia integrata. Interno in finitura laminato

Textil ed esterno in finitura laminato Camel o Fume. Top in KRION con lavabo integrato.

La serie si compone anche di specchio nella stessa finitura dell'interno del mobile e di organizer per il cassetto.

Серия мебели для ванной комнаты, а которую входят подвесной тумбочка под умывальник с двумя выдвижными ящиками с утопленными ручками или напольный модуль, состоящий из умывальной раковины и трех выдвижных ящиков с утопленными ручками. Для внутренней отделки используется ламинат Textil, наружные поверхности могут быть отделаны ламинатом Camel или Fume. Поверхность тумбы выполнена из материала Krion и оборудована встроенной раковиной.

В серию входит зеркало с той же отделкой, что и наружные поверхности мебели, а также органайзер с выдвижным ящиком.





1951 Points  
TRAVAT Fume

+info p.465



+info p.465

**3090 Points**  
**TRAVAT Camel**

travat

## FINISHES

LAMINATE


LAMINATO

ЛАМИНАТ

Exterior

Esterno:

Наружная отделка



Fume



Camel



Blanco

Interior

Interno

Внутренняя отделка




Textil

WORKTOPS

TOP

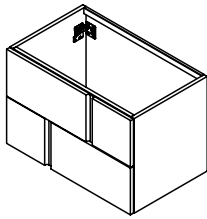
СТОЛЕШНИЦЫ



Krión

## WASH BASIN UNIT BPS

DEPTH 49,2CM / 19<sup>3/8</sup>"



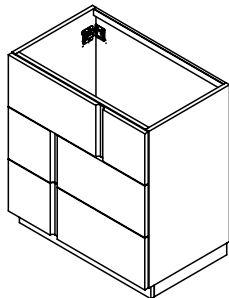
Wash basin unit.  
Basi portalavabo  
Тумбочка под умывальник.



MEASURES	(xx)	FINISHES	KEA	SAP	POINTS
60x52,8x49,2 / 23 <sup>5/8</sup> x20 <sup>3/4</sup> x19 <sup>3/8</sup>		Blanco	G100320058	100144935	962
		Camel	G100320057	100144936	
		Fume	G100320062	100144937	
80x52,8x49,2 / 31 <sup>1/2</sup> x20 <sup>3/4</sup> x19 <sup>3/8</sup>		Blanco	G100320067	100144946	1075
		Camel	G100320003	100091031	
		Fume	G100320007	100091032	
120x52,8x49,2 / 47 <sup>1/4</sup> x20 <sup>3/4</sup> x19 <sup>3/8</sup>		Blanco	G100320056	100144934	1337
		Camel	G100320027	100110453	
		Fume	G100320030	100110463	

## WASH BASIN UNIT BPT

DEPTH 49,2CM / 19<sup>3/8</sup>"



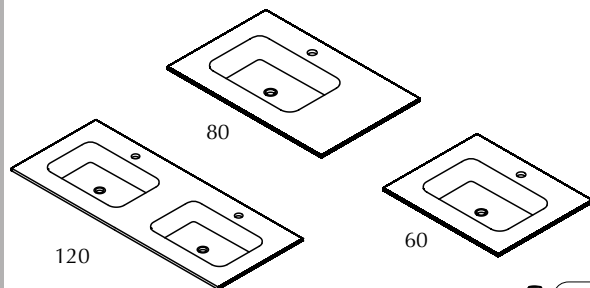
Wash basin unit.  
Basi portalavabo  
Тумбочка под умывальник.



MEASURES	(xx)	FINISHES	KEA	SAP	POINTS
60x87x49,2 / 23 <sup>5/8</sup> x34 <sup>1/4</sup> x19 <sup>3/8</sup>		Blanco	G100320066	100144939	1117
		Camel	G100320060	100144940	
		Fume	G100320063	100144941	
80x87x49,2 / 31 <sup>1/2</sup> x34 <sup>1/4</sup> x19 <sup>3/8</sup>		Blanco	G100320068	100144970	1290
		Camel	G100320001	100091033	
		Fume	G100320008	100091034	
120x87x49,2 / 47 <sup>1/4</sup> x34 <sup>1/4</sup> x19 <sup>3/8</sup>		Blanco	G100320065	100144938	1616
		Camel	G100320031	100110454	
		Fume	G100320028	100110455	

## KRION STONE WORKTOP

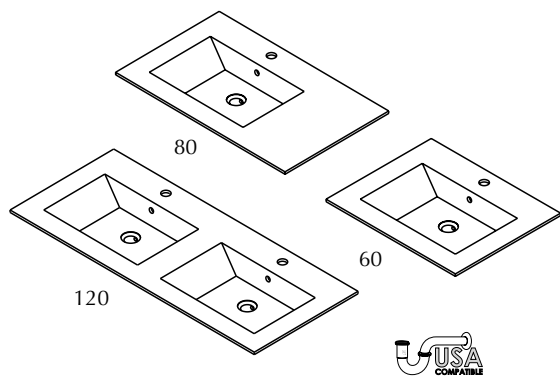
DEPTH 49,2CM / 19<sup>3</sup>/<sub>8</sub>"



- KRION STONE Worktop with integrated basin.
- Requires for installation permanent valve G619999024 SAP100036254.
- Top in KRION STONE con lavabo integrato.
- Richiede valvola G619999024 SAP100036254.
- Столешница KRION STONE со встроенной раковиной.
- Требуется установка постоянного клапана G619999024 SAP100036254.

MEASURES	FINISHES	KEA	SAP	POINTS
60,2x13x49,2 / 23 <sup>5</sup> / <sub>8</sub> x5 <sup>1</sup> / <sub>8</sub> x19 <sup>3</sup> / <sub>8</sub>	Krion STONE	G100350009	100091017	617
80,2x13x49,2 / 31 <sup>1</sup> / <sub>2</sub> x5 <sup>1</sup> / <sub>8</sub> x19 <sup>3</sup> / <sub>8</sub>		G100320004	100091018	660
120,2x13x49,2 / 47 <sup>3</sup> / <sub>8</sub> x5 <sup>1</sup> / <sub>8</sub> x19 <sup>3</sup> / <sub>8</sub>		G100320025	100110448	1356

## BASIN



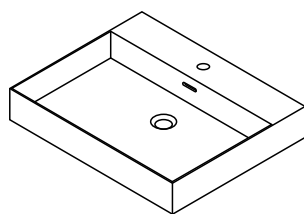
- GELCOAT basin with overflow.
- Requires for installation valve G619999423 SAP100200010, 72 P.
- Lavabo GELCOAT con troppopieno.
- Richiede valvola G619999423 SAP100200010, 72 P.
- Раковина GELCOAT с переливом.
- Требуется установка клапана G619999423 SAP100200010, 72 P.

EN

MEASURES	FINISHES	KEA	SAP	POINTS
60,5x14,1x49,2 / 23 <sup>7</sup> / <sub>8</sub> x5 <sup>1</sup> / <sub>2</sub> x19 <sup>3</sup> / <sub>8</sub>	GELCOAT	G105500039	100160956	0560
80,5x14,1x49,2 / 31 <sup>3</sup> / <sub>4</sub> x5 <sup>1</sup> / <sub>2</sub> x19 <sup>3</sup> / <sub>8</sub>		G105500038	100160957	0582
120,5x14,1x49,2 / 47 <sup>1</sup> / <sub>2</sub> x5 <sup>1</sup> / <sub>2</sub> x19 <sup>3</sup> / <sub>8</sub>		G105500043	100171860	0981

## BASIN SLIM

DEPTH 49CM / 19<sup>1</sup>/<sub>4</sub>"

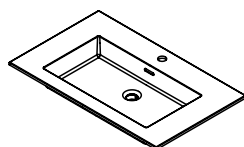


- GELCOAT basin with overflow.
- Requires for installation valve G619999423 SAP100200010, 72 P.
- Lavabo GELCOAT con troppopieno.
- Richiede valvola G619999423 SAP100200010, 72 P.
- Раковина GELCOAT с переливом.
- Требуется установка клапана G619999423 SAP100200010, 72 P.

MEASURES	FINISHES	KEA	SAP	POINTS
60x10x49 / 23 <sup>5</sup> / <sub>8</sub> x3 <sup>7</sup> / <sub>8</sub> x19 <sup>1</sup> / <sub>4</sub>	GELCOAT (BPS ONLY)	G619000085	100221199	596

## BASIN FIT

DEPTH 49CM / 19<sup>1</sup>/<sub>4</sub>"



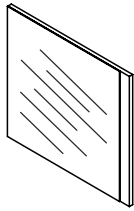
- GELCOAT basin with overflow.
- Requires for installation valve G619999423 SAP100200010, 72 P.
- Lavabo GELCOAT con troppopieno.
- Richiede valvola G619999423 SAP100200010, 72 P.
- Раковина GELCOAT с переливом.
- Требуется установка клапана G619999423 SAP100200010, 72 P.

LA

MEASURES	FINISHES	KEA	SAP	POINTS
60,5x13,5x49 / 23 <sup>7</sup> / <sub>8</sub> x5 <sup>3</sup> / <sub>8</sub> x19 <sup>1</sup> / <sub>4</sub>	GELCOAT	G100021416	100241712	427



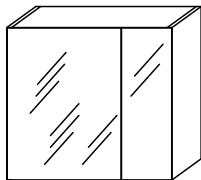
## MIRROR

DEPTH 2,1CM / 0<sup>7</sup>/<sub>8</sub>"

- Mirror.
- Specchio
- Зеркало.

MEASURES	(xx)	FINISHES	KEA	SAP	POINTS
65x60x2,1 / 25 <sup>5</sup> / <sub>8</sub> x23 <sup>5</sup> / <sub>8</sub> x0 <sup>7</sup> / <sub>8</sub>		Blanco	G100320054	100144917	216
		Camel	G100320002	100091021	
		Fume	G100320005	100091022	
116x60x2,1 / 45 <sup>5</sup> / <sub>8</sub> x23 <sup>5</sup> / <sub>8</sub> x0 <sup>7</sup> / <sub>8</sub>		Blanco	G100320055	100144916	358
		Camel	G100320026	100110458	
		Fume	G100320029	100110459	

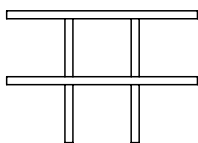
## MIRROR



- Upper unit with door and mirror front.
- Pensile con anta e frontale a specchio.
- Верхний блок с дверцей и зеркальным фасадом.

MEASURES	(xx)	FINISHES	KEA	SAP	POINTS
65x60x20 / 25 <sup>5</sup> / <sub>8</sub> x23 <sup>5</sup> / <sub>8</sub> x7 <sup>7</sup> / <sub>8</sub>		Camel	G100320034	100115791	664
		Fume	G100320035	100115792	
65x60x15 / 25 <sup>5</sup> / <sub>8</sub> x23 <sup>5</sup> / <sub>8</sub> x5 <sup>7</sup> / <sub>8</sub>		Blanco	G100320064	100144943	664
		Camel	G100320038	100120940	
		Fume	G100320039	100120941	

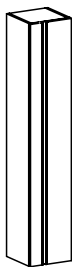
## ORGANISER MB (Travat / Folk)

DEPTH 37CM / 14<sup>5</sup>/<sub>8</sub>"

- Organiser. For inside drawer.
- Organizer. Per interno cassetto.
- Организер. Для внутреннего выдвижного ящика.

MEASURES	(xx)	FINISHES	KEA	SAP	POINTS
27x10x37 / 10 <sup>5</sup> / <sub>8</sub> x3 <sup>7</sup> / <sub>8</sub> x14 <sup>5</sup> / <sub>8</sub>		Textil	G100350077	100215109	126

## TALL CABINET

DEPTH 30CM / 11<sup>3</sup>/<sub>4</sub>"

- Tall cabinet. DX / SX.
- Modulo colonna. DX / SX.
- Высокий шкаф. DX / SX.

MEASURES	(xx)	FINISHES	KEA	SAP	POINTS
30x160x30 / 11 <sup>3</sup> / <sub>4</sub> x63x11 <sup>3</sup> / <sub>4</sub>		Blanco	G100320059	100144944	924
		Camel	G100320014	100095697	
		Fume	G100320015	100095698	



The interpretation made in inches for the dimensions of the different items shown in the price list has been rounded to 1/8, however for a more accurate measurement please use millimetres or centimetres.

## Dock

<b>EXTERIOR FINISHES</b> FINITURE ESTERNE ОТДЕЛКА ДЛЯ НАРУЖНОГО ИСПОЛЬЗОВАНИЯ	<input checked="" type="checkbox"/> Laminate Laminato ЛАМИНАТ	<input type="checkbox"/> Matt lacquer Laccato opaco МАТОВЫЙ ЛАК	<input type="checkbox"/> Wood veneer Legno ДЕРЕВО
	<input type="checkbox"/> HPL Stratificato СЛОИСТАЯ	<input type="checkbox"/> Gloss lacquer Laccato lucido ГЛЯНЦЕВЫЙ ЛАК	
<b>INTERIOR FINISHES</b> FINITURE INTERNE ОТДЕЛКА ДЛЯ ВНУТРЕННЕГО ИСПОЛЬЗОВАНИЯ	<input checked="" type="checkbox"/> Laminate Laminato ЛАМИНАТ	<input type="checkbox"/> Wood veneer Legno ДЕРЕВО	<input type="checkbox"/> Aluminium+laminated base Alluminio + base in laminato Алюминий + основа из ламината
<b>HANDLES</b> MANIGLIE РУЧКИ	<input checked="" type="checkbox"/> Front handle Maniglia frontale a vista Декоративная передняя ручка	<input type="checkbox"/> Integrated metal handle Maniglia metallica integrata Встроенная металлическая ручка	<input type="checkbox"/> Integrated mechanized h. Maniglia integrata ricavata sul bordo Встроенная ручка по краю
	<input type="checkbox"/> Push handle Maniglia Push РУЧКИ Push		
<b>TYPE OF UNITS</b> TIPI DI MODULI ТИПЫ МОДУЛЕЙ	<input checked="" type="checkbox"/> Compact Compatto Компактная	<input type="checkbox"/> Modular Modulare Модульная	
<b>POSITION</b> POSIZIONE ПОЗИЦИЯ	<input checked="" type="checkbox"/> Wall-mounted Sospeso Подвесная	<input type="checkbox"/> Floor-mounted A terra Напольная	
<b>MEASURES (CM)</b> DIMENSIONI РАЗМЕРЫ	◀ 60 / 80 23 <sup>5/8</sup> / 31 <sup>1/2</sup>	▲ 48 18 <sup>7/8</sup>	◀ 48 18 <sup>7/8</sup>
<b>WORKTOP &amp; BASIN OPTIONS</b> OPZIONI TOP E LAVABI ВАРИАНТЫ СТОЛЕШНИЦ И УМЫВАЛЬНЫХ РАКОВИН	<input type="checkbox"/> Bath serie's worktop / basin Lavabo / top della serie Серийная умывальная раковина / столешница	<input type="checkbox"/> Standard worktops Top standard Стандартные столешницы	<input checked="" type="checkbox"/> Worktop + integrated basin Encimera + lavabo integrato Столешница + встроенная умывальная раковина
	<input type="checkbox"/> Over-mounted basin Lavabo da appoggio Настольная умывальная раковина	<input type="checkbox"/> Under-mounted basin Lavabo sottopiano Умывальная раковина, встраиваемая в столешницу снизу	<input type="checkbox"/> Double basin as option Opzione doppia vasca Вариант с двойной чашей
<b>WORKTOP FINISHES</b> FINITURE TOP ОТДЕЛКА СТОЛЕШНИЦ	<input type="checkbox"/> Krion® worktop Top in KRION® Столешница KRION®	<input checked="" type="checkbox"/> Gel Coat worktop Top in Gel Coat Столешница с покрытием гелькоут	<input type="checkbox"/> Natural Stone worktop Top in pietra naturale Столешница из натурального камня.
	<input type="checkbox"/> Glass worktop Top in vetro Столешница из стекла	<input type="checkbox"/> Bath furniture finish worktop Top con la finitura del mobile Столешница с той же отделкой, что и консоль/тумба	
<b>BASIN FINISHES</b> FINITURE LAVABI ОТДЕЛКА УМЫВАЛЬНЫХ РАКОВИН	<input type="checkbox"/> Krion® basin Lavabo in Krion® Умывальная раковина из Krion®	<input type="checkbox"/> Gel Coat basin Lavabo Gelcoat Раковина Gelcoat	<input type="checkbox"/> Ceramic basin Lavabo in ceramica Керамическая умывальная раковина
	<input type="checkbox"/> Natural Stone basin Lavabo in pietra naturale Умывальная раковина из натурального камня.		
<b>ACCESSORIES</b> ACCESSORI АКСЕССУАРЫ	<input checked="" type="checkbox"/> Mirror Specchio Зеркало	<input type="checkbox"/> Wall-mounted module Modulo sospeso Подвесной модуль	<input type="checkbox"/> Tall cabinet Modulo colonna Высокий шкаф
	<input type="checkbox"/> Upper unit Modulo alto Верхний модуль	<input type="checkbox"/> Organizer Organizzatore Органайзер	<input type="checkbox"/> Shelves Mensola Полка
			<input type="checkbox"/> Accessories Accessori Аксессуары



# dock



Wall-hung bathroom cabinet. Equipped with a drawer pulled-out by hand and a space to clear the trap. The series includes mirror, Gelcoat basin.

Mobile da bagno sospeso. Dispone di un cassetto ad estrazione manuale e foro per sifone. La serie è completata da uno specchio.

Шкаф, монтирующийся на стену, для ванной комнаты. Оборудован выдвижным ящиком. Предусмотрено пространство, позволяющее осуществлять чистку сифона. В эту серию входят зеркало и раковина Gelcoat.



+info p.465




1226 Points  
DOCK roble negro

## FINISHES

LAMINATE

LAMINATO

ЛАМИНАТ



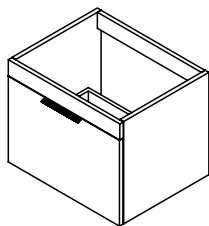
Blanco Brillo



Roble negro

## WASH BASIN UNIT

DEPTH 48CM / 18<sup>7</sup>/<sub>8</sub>"

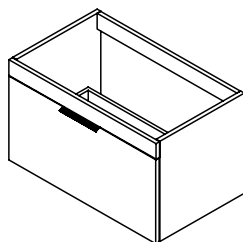


Wash basin unit.  
Basi portalavabo  
Тумбочка под умывальник.

MEASURES	(xx)	FINISHES	KEA	SAP	POINTS
60x48x48 / 23 <sup>5</sup> / <sub>8</sub> x18 <sup>7</sup> / <sub>8</sub> x18 <sup>7</sup> / <sub>8</sub>		Blanco brillo	G105580010	100210791	491
		Roble negro	G105580009	100210792	

## WASH BASIN UNIT

DEPTH 48CM / 18<sup>7</sup>/<sub>8</sub>"

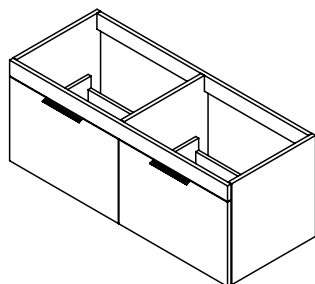


Wash basin unit.  
Basi portalavabo  
Тумбочка под умывальник.

MEASURES	(xx)	FINISHES	KEA	SAP	POINTS
80x48x48 / 31 <sup>1</sup> / <sub>2</sub> x18 <sup>7</sup> / <sub>8</sub> x18 <sup>7</sup> / <sub>8</sub>		Blanco brillo	G105580016	100219039	585
		Roble negro	G105580008	100210793	

## WASH BASIN UNIT

DEPTH 48CM / 18<sup>7</sup>/<sub>8</sub>"

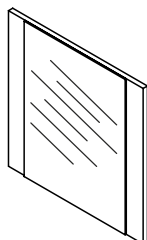


Wash basin unit.  
Basi portalavabo  
Тумбочка под умывальник.

MEASURES	(xx)	FINISHES	KEA	SAP	POINTS
120x48x48 / 47 <sup>1</sup> / <sub>4</sub> x18 <sup>7</sup> / <sub>8</sub> x18 <sup>7</sup> / <sub>8</sub>		Blanco brillo	G105580021	100241710	1109
		Roble negro	G105580022	100241711	

## MIRROR

DEPTH 3CM / 1<sup>1</sup>/<sub>8</sub>"

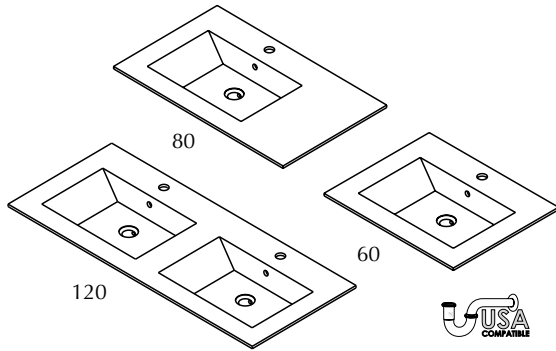


Mirror.  
Specchio  
Зеркало.

MEASURES	(xx)	FINISHES	KEA	SAP	POINTS
60x60x3 / 23 <sup>5</sup> / <sub>8</sub> x 23 <sup>5</sup> / <sub>8</sub> x1 <sup>1</sup> / <sub>8</sub>		Blanco brillo	G105580005	100203967	175
80x60x3 / 31 <sup>1</sup> / <sub>2</sub> x 23 <sup>5</sup> / <sub>8</sub> x1 <sup>1</sup> / <sub>8</sub>			G105580017	100219046	229
120x60x3 / 47 <sup>1</sup> / <sub>4</sub> x 23 <sup>5</sup> / <sub>8</sub> x1 <sup>1</sup> / <sub>8</sub>			G105580024	100241678	335
60x60x3 / 23 <sup>5</sup> / <sub>8</sub> x 23 <sup>5</sup> / <sub>8</sub> x1 <sup>1</sup> / <sub>8</sub>		Roble negro	G105580002	100178024	175
80x60x3 / 31 <sup>1</sup> / <sub>2</sub> x 23 <sup>5</sup> / <sub>8</sub> x1 <sup>1</sup> / <sub>8</sub>			G105580003	100179910	229
120x60x3 / 47 <sup>1</sup> / <sub>4</sub> x 23 <sup>5</sup> / <sub>8</sub> x1 <sup>1</sup> / <sub>8</sub>			G105580023	100241692	335



**BASIN GELCOAT**



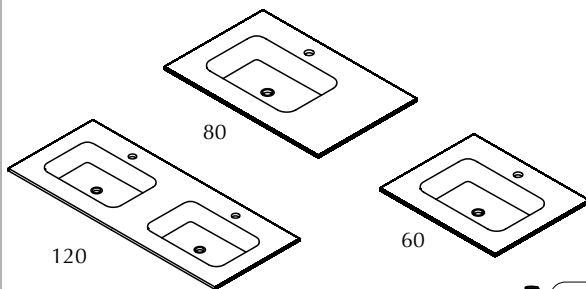
- GELCOAT basin with overflow.
- Requires for installation valve G619999423 SAP100200010, 72 P.
- Lavabo GELCOAT con troppopieno.
- Richiede valvola G619999423 SAP100200010, 72 P.
- Раковина GELCOAT с переливом.
- Требуется установка клапана G619999423 SAP100200010, 72 P.



MEASURES	FINISHES	KEA	SAP	POINTS
60,5x14,1x49,2 / 23 <sup>7/8</sup> x5 <sup>1/2</sup> x19 <sup>3/8</sup>	GELCOAT	G105500039	100160956	0560
80,5x14,1x49,2 / 31 <sup>3/4</sup> x5 <sup>1/2</sup> x19 <sup>3/8</sup>		G105500038	100160957	0582
120,5x14,1x49,2 / 47 <sup>1/2</sup> x5 <sup>1/2</sup> x19 <sup>3/8</sup>		G105500043	100171860	0981

**-KRION STONE Worktop**

**DEPTH 49,2CM / 19<sup>3/8</sup>"**



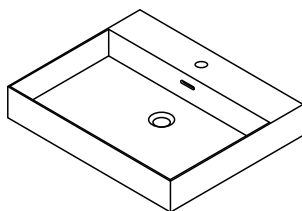
- KRION estone Worktop with integrated basin.
- Requires for installation permanent valve G619999024 SAP100036254.
- Top in KRION STONE con lavabo integrato.
- Richiede valvola G619999024 SAP100036254.
- Столешница KRION STONE со встроенной раковиной.
- Требуется установка постоянного клапана G619999024 SAP100036254.



MEASURES	FINISHES	KEA	SAP	POINTS
60,2x13x49,2 / 23 <sup>5/8</sup> x5 <sup>1/8</sup> x19 <sup>3/8</sup>	Kriion STON wor xE	G100350009	100091017	617
80,2x13x49,2 / 31 <sup>1/2</sup> x5 <sup>1/8</sup> x19 <sup>3/8</sup>		G100320004	100091018	660
120,2x13x49,2 / 47 <sup>3/8</sup> x5 <sup>1/8</sup> x19 <sup>3/8</sup>		G100320025	100110448	1356

**BASIN SLIM**

**DEPTH 49CM / 19<sup>1/4</sup>"**



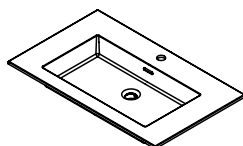
- GELCOAT basin with overflow.
- Requires for installation valve G619999423 SAP100200010, 72 P.
- Lavabo GELCOAT con troppopieno.
- Richiede valvola G619999423 SAP100200010, 72 P.
- Раковина GELCOAT с переливом.
- Требуется установка клапана G619999423 SAP100200010, 72 P.



MEASURES	FINISHES	KEA	SAP	POINTS
60x10x49 / 23 <sup>5/8</sup> x3 <sup>7/8</sup> x19 <sup>1/4</sup>	GELCOAT	G619000085	100221199	596
80x10x49 / 31 <sup>1/2</sup> x3 <sup>7/8</sup> x19 <sup>1/4</sup>		G619000084	100221201	682

**BASIN FIT**

**DEPTH 49CM / 19<sup>1/4</sup>"**



- GELCOAT basin with overflow.
- Requires for installation valve G619999423 SAP100200010, 72 P.
- Lavabo GELCOAT con troppopieno.
- Richiede valvola G619999423 SAP100200010, 72 P.
- Раковина GELCOAT с переливом.
- Требуется установка клапана G619999423 SAP100200010, 72 P.




MEASURES	FINISHES	KEA	SAP	POINTS
60,5x13,5x49 / 23 <sup>7/8</sup> x5 <sup>3/8</sup> x19 <sup>1/4</sup>	GELCOAT	G100021416	100241712	427
80,5x13,5x49 / 31 <sup>3/4</sup> x5 <sup>3/8</sup> x19 <sup>1/4</sup>		G100021414	100241723	532

LA









## sets

highline 450

skyline 460

## BLIND



ARTICLE	KEA	SAP	POINTS
Wash basin unit 120 DX Roble Noche	G100630006	700026300	3584
Leg BPS120 Metal	G100630001	100243178	429
Basin BLIND Amarula Vintage 120	G100630058	700026230	3073
Mirror BLIND 150x30 Metal	G100630032	700026256	836
Mirror BLIND 30x150 Metal	G100630053	700026227	836
Valve	G619999035	100104178	59
<b>BLIND Roble Noche</b>			<b>8817</b>

## BLIND



ARTICLE	KEA	SAP	POINTS
Wash basin unit 120 DX Roble Cobre x 2Unds.	G100630006	700026300	7168
Leg BPS120 Metal x 2Unds.	G100630001	100243178	858
Basin BLIND Barocco Vintage 120 x 2Unds.	G100630054	700026246	5686
Mirror BLIND 30x150 Metal x 2Unds.	G100630053	700026227	1672
Valve x 2Unds.	G619999035	100104178	118
<b>BLIND Roble Cobre</b>			<b>15502</b>

## SIDE



ARTICLE	KEA	SAP	POINTS
Wash basin unit SIDE 60X52X48 BPS 2005 LAC BR	G100640057	700027780	1479
Worktop FIT C/LAV 605X490 1G GEL COAT	G100021416	100241712	427
Mirror ESP-290/30 30X90 S/I	G101200182	100043788	260
Valve CLIC-CLAC C/TORNILLO FIJADOR	G619999423	100200010	72
<b>SIDE Blanco Emotions Brillo</b>			<b>2238</b>

## LAST



ARTICLE	KEA	SAP	POINTS
Wash basin unit LAST 100 Ocean Blue	G100620074	700026402	1701
Worktop 100 cm. Xtone Nuba White		700023414	1042
Basin SOTTO NOVA 62	G619000092	100241683	328
Mirror 90 Metal	G100500132	100138793	291
Accessory Metal 45 cm. x2 Unds.	G100510435	100176532	380
<b>LAST Ocean Blue</b>			<b>3742</b>

## SET 0477



ARTICLE	KEA	SAP	POINTS
M.B.LAST FSP 100X52X48 BPS 2005 WIND M-L	G100620556	100279110	1146
Worktop FIT C/LAV 1005X490 1G GEL COAT	G100021408	100241627	659
Drainage chrom	G619999026	100036255	103
Valve CLIC-CLAC C/TORNILLO FIJADOR	G619999423	100200010	72
<b>SET 0477      LAST Wind</b>	<b>G100620318</b>	<b>100254958</b>	<b>1980</b>

## MERTENS



ARTICLE	KEA	SAP	POINTS
Wash basin unit 132 cm. Roble Puro	G100600035	700023508	1534
Basin MERTENS 132 Cristal Taupe 1G	G100600014	100221189	1986
Mirror 120x60 cm. Roble Puro	G100600026	700023518	2881
Wallmounted unit 120 cm. Roble Puro	G100600030	700023515	3820
Accessory-holder shelf Roble Puro 60	G100540069	700018622	320
Flat Towel Rack Metal x 2	G100500027	100136308	202
Accessory-holder shelf Metal / Inox 60 x 2	G100510398	100160321	428
Pot x 6 unds.	G100510355	100157824	336
Drainage chrom	G100550011	100190984	210
<b>MERTENS Roble Puro</b>			<b>11717</b>

## DUNA



ARTICLE	KEA	SAP	POINTS
Wash basin unit 120 cm. Metal	G100550001	100190985	1376
Basin DUNA PORTOBELLO	G100550017	700019859	2600
Mirror 61x61 cm. Metal	G100550010	700019702	1098
Shelf	G100550004	700019703	154
Wallmounted unit 120 cm. Roble Noche	G100550005	700019706	2566
Drainage	G100550011	100190984	210
<b>DUNA Roble Noche</b>			<b>8004</b>

## CENTURY



ARTICLE	KEA	SAP	POINTS
Wash basin unit 94 cm. Roble Polvo	G100580005	700019860	2772
Worktop 94 cm. Mármol Carrara	G773904661	700002508	722
Basin sotto box	G610805000	100036217	260
Mirror 45x90	G100580001	100199610	863
<b>CENTURY Roble Polvo</b>			<b>4617</b>

## EDGE



ARTICLE	KEA	SAP	POINTS
Wash basin unit 90 cm. Roble Cuero	G100590015	700019845	3767
Basin EDGE 86 cm. CHEYENNE		700023594	2632
Mirror 90x48 Metal	G100590006	700019842	354
EDGE Roble Cuero			6753

## ICON



ARTICLE	KEA	SAP	POINTS
Wash basin unit 60 cm. Roble Carbón	G100540027	700018706	2376
Basin ICON 60 CHEYENNE	G100540042	700018750	2567
Mirror 90x36 cm. Metal	G100500140	100138792	260
Accessory-holder shelf 45	G100510435	100176532	190
Pot x 3 unds.	G100510355	100157824	168
ICON Roble Carbón			5561

## ICON



ARTICLE	KEA	SAP	POINTS
Wash basin unit 90 cm. Roble Carbón	G100540006	700018704	1385
Wallmounted unit 90 cm. Roble Carbón	G100540016	700018711	2773
Basin ICON 90 CHEYENNE	G100540138	700018741	2998
Mirror 90x36 cm. Metal	G100500140	100138792	260
Accessory-holder shelf 45	G100510435	100176532	190
Pot x 3 unds.	G100510355	100157824	168
ICON Roble Carbón			7774

## ICON



ARTICLE	KEA	SAP	POINTS
Wash basin unit 120 cm. Roble Polvo	G100540017	700018702	1997
Basin ICON 120 CHEYENNE	G100540040	700018739	3457
Mirror 120x48 cm. Metal	G100500133	100138775	344
Accessory-holder shelf 45	G100510435	100176532	190
Pot x 3 unds.	G100510355	100157824	168
ICON Roble Polvo			6156



## SET 0322



ARTICLE	KEA	SAP	POINTS	
Wash basin unit SX 90 cm. Blanco Snow Mate	G100530045	100176465	1488	
Worktop SX LEAF KRION 90 cm.	G100530041	100173957	1470	
Mirror 90x36 cm. Metal	G100510400	100160323	268	
Shelf 45 cm. Metal	G100510435	100176532	190	
Accessory Negro Metal x3 Unds.	G100510355	100157824	168	
Valve	G619999393	100174610	112	
<b>SET 0322</b>	<b>LEAF Blanco Snow Mate</b>	<b>G100530043</b>	<b>100176394</b>	<b>3696</b>

## SET 0417



ARTICLE	KEA	SAP	POINTS	
Wash basin unit 90 cm. Noche Ghost	G100520035	100210828	2134	
Mirror 90x48 cm. Metal	G100500132	100138793	291	
Shelf 45 cm. Metal	G100510435	100176532	190	
Accessory Negro Metal x3 Unds.	G100510355	100157824	168	
<b>SET 0417</b>	<b>SOFT Noche Ghost</b>	<b>G100520040</b>	<b>100222333</b>	<b>2783</b>

## SET 0426



ARTICLE	KEA	SAP	POINTS	
Wash basin unit 120 cm. Gris Carbono Ghost	G100520036	100210850	1926	
Mirror 120x36 cm. Inox	G100510403	100160314	385	
Basin ONES 115 cm.	G619000045	100100507	1202	
Shelf 45 cm. Inox	G100510401	100160320	218	
Accessory Negro Metal x3 Unds.	G100510355	100157824	168	
<b>SET 0426</b>	<b>SOFT Gris Carbono Ghost</b>	<b>G100520039</b>	<b>100222749</b>	<b>3899</b>

## SOFT



ARTICLE	KEA	SAP	POINTS
Wash basin unit 90 cm. Negro Ghost	G100520010	700015872	1740
Lower unit 90 cm. Negro Ghost	G100520014	700015848	1232
Mirror 90x36 cm. Inox	G100510259	700015308	330
Shelf 45 cm. Inox	G100510401	100160320	218
Accessory Negro Metal x3 Unds.	G100510355	100157824	168
<b>SOFT Negro Ghost</b>			<b>3688</b>

## DESS



ARTICLE	KEA	SAP	POINTS
Wash basin unit 60 cm. Borax B. DX 2U.	G100510104	700015124	3568
Lower unit 60 cm. Borax B. SX 2Unds.	G100510080	700015135	3896
Basin DESS 60 GEL COAT 2 Unds.	G619000079	100221191	938
Accessory 60 cm. 2 Unds.	G100510398	100160321	428
Accessory Bote 6 Unds.	G100510355	100157824	336
Accessory 120 cm. Roble Bronce	G100510295	700015385	444
Accessory 2 Unds.	G100500028	100136307	234
Mirror 120x36x9 cm. Metal 2 Unds.	G100510007	700015221	618
DESS Borax Brillo / Roble Bronce			10462

## DESS



ARTICLE	KEA	SAP	POINTS
Wash basin unit 60 cm. R. Torrefacto SX	G100510044	700015053	1904
Wash basin unit 60 cm. R. Torrefacto	G100510022	700015059	1846
Lower unit 60 cm. R. Torrefacto	G100510085	700015087	2134
Lower unit 60 cm. R. Torrefacto	G100510042	700015083	2195
Basin DESS 60 GEL COAT 2 Unds.	G619000079	100221191	938
Accessory 90 cm. 2 Unds.	G100510174	700015234	520
Accessory Bote 6 Unds.	G100510355	100157824	336
Mirror 90x36x9 cm. Inox. 2 Unds.	G100510259	700015308	660
DESS Roble Torrefacto			10533

## SET 0472



ARTICLE	KEA	SAP	POINTS	
Wash basin unit 90 cm. R. Torrefacto	G100510399	100160322	2245	
Basin DESS 90 cm.	G619000088	100221193	561	
Mirror 90x36 cm. Negro Metal	G100510400	100160323	268	
Shelf 60 cm. Negro Metal	G100510398	100160321	214	
Accessory Negro Metal x3 Unds.	G100510355	100157824	168	
Valve	G619999024	100036254	68	
Drainage	G619999041	100138072	40	
SET 0472	DESS Roble Torrefacto	G100510643	100243222	3564

## SET 0473



ARTICLE	KEA	SAP	POINTS	
Wash basin unit 90 cm. Roble Noche	G100510436	100176475	2245	
Mirror 90x36 cm. Metal	G100510400	100160323	268	
Basin DESS 90 cm.	G619000088	100221193	561	
SET 0473	DESS Roble Noche	G100510642	100243927	3074



## DESS



ARTICLE	KEA	SAP	POINTS
Wash basin unit 120 cm. Limo Brillo	G100510100	700015108	2271
Basin DESS 120 cm.	G619000074	100221195	675
Mirror 120x36 cm. Inox.	G100510403	100160314	385
Shelf 45 cm. Inox.	G100510401	100160320	218
Valve	G619999024	100036254	68
Drainage	G619999041	100138072	40
<b>DESS Limo Brillo</b>			<b>3657</b>

## CICLO



ARTICLE	KEA	SAP	POINTS
Wash basin unit 95 cm. Blanco Mate Emotions	G100500093	700011040	1623
Wash basin unit 90 cm. Blanco Mate Emotions	G100500117	700011028	1515
Lower unit 95 cm. Blanco Mate Emotions	G100500111	700011049	1560
Worktop KRION LUX 270 cm.		700009524	2607
Valve	G619999024	100036254	68
Mini drain	G619999026	100036255	103
Mirror 180x36 cm.	G100500134	100138778	407
Accessory-holder rod 180	G100500052	700010983	452
Accessory 2 Unds.	G100500002	100136305	362
Accessory	G100500001	100136306	379
<b>CICLO Blanco Mate Emotions</b>			<b>9076</b>

## SET 0350



ARTICLE	KEA	SAP	POINTS	
Wash basin unit 100 cm. Blanco Brillo EM	G100500246	100190258	2020	
Worktop Blanco Brillo EM	G100500245	100190248	485	
Mirror 90x48 cm.	G100500132	100138793	291	
Basin CICLO 70 GEL COAT	G619000053	100128501	736	
Drainage	G619999041	100138072	40	
<b>SET 0350</b>	<b>CICLO Blanco B. / Enc. B. Brillo / Lav.70</b>	<b>G100500248</b>	<b>100193158</b>	<b>3572</b>

## CICLO



ARTICLE	KEA	SAP	POINTS
Wash basin unit 95 cm. Pérgamon Mate DX	G100500093	700011040	1623
Wash basin unit 95 cm. Pérgamon Mate SX	G100500094	700011043	1623
Drawer 30 cm. Pérgamon Mate	G100500065	700010992	798
Worktop Pérgamon Mate 210 cm.		700011082	651
Basin CICLO 70 2 Unds.	G619000053	100128501	1472
Mirror 120x36 cm.	G100500137	100138774	305
Mirror 150x36 cm.	G100500136	100138776	356
Accessory-holder rod 120	G100500030	700010947	351
Accessory-holder rod 150	G100500081	700010980	399
Accessory	G100500002	100136305	181
Accessory	G100500001	100136306	379
Shelf DX 5 Unds.	G100500113	700011052	2260
Shelf SX 5 Unds.	G100500123	700011055	2260
<b>CICLO Pérgamon Mate</b>			<b>12658</b>

## CICLO



ARTICLE	KEA	SAP	POINTS
Wash basin unit 100 cm. Grafito Mate	G100500026	700010941	1751
Worktop CICLO 76'1-106x1'9x50 cm. Grafito Mate		700011085	337
Mirror 90x48 cm.	G100500132	100138793	291
Basin CICLO 70 GEL COAT	G619000053	100128501	736
Drainage	G619999041	100138072	40
<b>CICLO Grafito Mate</b>			<b>3155</b>

## IN



ARTICLE	KEA	SAP	POINTS
Wash basin unit M.B. IN 120 BPS-1 ROBLE	G100430039	700007232	2156
Lower unit M.B. IN 120 MS-1 ROBLE	G100430012	700007271	2119
Basin ONES 115 D/S GEL COAT	G619000045	100100507	1202
Mirror 120X63 S/ILU		700026273	347
Mirror 60X32 S/ILU		700026305	208
Accessory DESS 60 BARRA PORTA-ACC MADERA	G100510244	700015383	313
Accessory CICLO ESTANTE C/BOTES	G100500001	100136306	379
Tall cabinet M.B. IN 30X156 MA-H DX ROBLE 2 Unds.	G100430244	700013838	4218
Drainage TUBO CORRUGADO DIAM. 32	G619999033	100100505	281
<b>IN Roble Noche</b>			<b>11223</b>

## SET 0471



ARTICLE	KEA	SAP	POINTS	
Wash basin unit 120 cm. Blanco Brillo EM	G100430282	100241382	1858	
Basin ONES 115 cm.	G619000045	100100507	1202	
<b>SET 0471</b>	<b>IN Blanco Brillo EM + ONES 115</b>	<b>G100430283</b>	<b>100241551</b>	<b>3060</b>

## SET 0348



ARTICLE	KEA	SAP	POINTS	
Wash basin unit 90 cm. Blanco Brillo EM	G100430273	100190249	2101	
Basin ONES 71,5 cm.	G619000047	100100508	982	
Mirror 90x60 cm. S/I	G101200192	100043790	260	
<b>SET 0348</b>	<b>IN Blanco Brillo EM</b>	<b>G100430274</b>	<b>100193172</b>	<b>3343</b>

## IN



ARTICLE	KEA	SAP	POINTS
Wash basin unit 120 cm. Pizarra Mate	G100430036	700007235	1633
Lower unit 60 cm. Pizarra Mate	G100430069	700007272	1266
Mirror 36x90	G101209732	100274407	237
Basin ONES 115 cm.	G619000045	100100507	1202
IN Pizarra Mate			4338

## SET 0531



ARTICLE	KEA	SAP	POINTS
Wash basin unit 90X36X47 BPS1012 E. CANDY L	G100472128	100219152	695
Basin SLIM APOYO 905X490 1G GEL COAT	G619000080	100221203	765
Mirror ESP-310/90 90X60 S/I	G101200192	100043790	260
Valve CLIC-CLAC C/TORNILLO FIJADOR	G619999423	100200010	72
SET 0531 NEXT Eucalyptus Candy	G100472195	100278924	1792

## SET 0532



ARTICLE	KEA	SAP	POINTS
Wash basin unit 120X48X47 BPS1014 ET ICE L	G100472131	100219190	1157
Basin SLIM APOYO 1205X490 1G GEL COAT	G619000087	100221205	822
Mirror ESP-310/120 120X60 S/I	G101200193	100043791	350
Valve CLIC-CLAC C/TORNILLO FIJADOR	G619999423	100200010	72
SET 0532 NEXT Etimoe Ice	G100472194	100278875	2401

## SET 0533



ARTICLE	KEA	SAP	POINTS
Wash basin unit 45X48X35 BPS1003 BL BR EM L	G100472130	100219161	784
Basin NEXT 45X36 GEL COAT	G100472124	100213646	496
Mirror ESP-S/I 36 X 90	G101209732	100274407	237
Valve CLIC-CLAC C/TORNILLO FIJADOR	G619999423	100200010	72
SET 0533 NEXT Blanco Brillo	G100472196	100278905	1589

## NEXT



ARTICLE	KEA	SAP	POINTS
Wash basin unit 90x48 cm. Blanco Snow Mate	G100471152	700008344	934
Lower unit 60x48 cm. Blanco Snow Mate	G100471226	700008808	1124
Worktop KRION 180 cm.		700018412	2069
Shelf 45 cm. Metal x3 Unds.	G100510435	100176532	570
Accessory Negro Metal x3 Unds.	G100510355	100157824	168
Mirror 120x36 Metal	G100510007	700015221	309
Shelf 15-30x48x47 Roble Sil	G100472086	700016340	1093
Valve	G619999393	100174610	112
<b>NEXT Blanco Snow Mate / Roble Sil</b>			<b>6379</b>

## SET 0418



ARTICLE	KEA	SAP	POINTS	
M.B.NEXT FSP 60X48X35 BPS1003 BL BR EM L	G100472129	100219181	858	
LAV. NEXT 60X36 GEL COAT	G100472093	100176531	562	
ESP. CICLO 600X480X45 HORIZONTAL S/ILU	G100500139	100138791	241	
M.B. DESS FSP 60X9X12 PORTA-ACC Metal KR	G100510398	100160321	214	
M.B. DESS BOTE PORTAACESORIOS Metal x 3 Unds.	G100510355	100157824	168	
<b>SET 0418</b>	<b>NEXT Blanco Brillo EM</b>	<b>G100472140</b>	<b>100222428</b>	<b>2043</b>

## SET 0419



ARTICLE	KEA	SAP	POINTS	
M.B.NEXT FSP 60X48X47 BPS1013 ET NIGHT L	G100472132	100219151	643	
ENC. NEXT 602X480 KRION STONE	G100471893	100157505	593	
ESP. CICLO 600X480X45 HORIZONTAL S/ILU	G100500139	100138791	241	
M.B. DESS FSP 60X9X12 PORTA-ACC Metal KR	G100510398	100160321	214	
M.B. DESS BOTE PORTAACESORIOS Metal x 3 Unds.	G100510355	100157824	168	
<b>SET 0419</b>	<b>NEXT Etimoe Night</b>	<b>G100472141</b>	<b>100222472</b>	<b>1859</b>

## NEXT



ARTICLE	KEA	SAP	POINTS
Wash basin unit 60 cm. Alabastro Tirador "L"	G100470499	700008347	911
Worktop NEXT KRION STONE 60 cm.	G100471893	100157505	593
Valve	G619999024	100036254	68
Drainage	G619999026	100036255	103
<b>NEXT Alabastro Brillo</b>			<b>1675</b>

## SET 0353



ARTICLE	KEA	SAP	POINTS	
Wash basin unit 120 cm. Grafito Brillo "L"	G100472110	100199867	1725	
Worktop NEXT D/S KRION STONE 120 cm.	G100471892	100157504	1380	
Valve 2 Unds.	G619999024	100036254	136	
Drainage 2 Unds.	G619999026	100036255	206	
<b>SET 0353</b>	<b>NEXT Grafito Brillo</b>	<b>G100472111</b>	<b>100199900</b>	<b>3447</b>

## NEXT



ARTICLE	KEA	SAP	POINTS
Wash basin unit 90 cm. Ferreo Brillo	G100470511	700008364	1484
Worktop KRION 90 cm.		700018423	1322
Mirror S/I 90x60	G101200192	100043790	260
Valve	G619999393	100174610	112
<b>NEXT Ferreo Brillo</b>			<b>3178</b>

## TETRIS



ARTICLE	KEA	SAP	POINTS
Wash basin unit 90 BPS-2 Pérgamon Brillo	G100240047	700003497	1161
Lower unit 90 MS-3 Pérgamon Brillo	G100240026	700003476	987
Profile 180 Bajo Enc. Inox	G100240443	700025995	237
Worktop Granito STAR BOX CENTERED		700009511	1311
Basin sotto box	G610805000	100036217	260
Mirror Tetris 45x120 LINE Pérgamon Brillo	G100240075	700003515	380
Lower unit 90 MS-1 Pérgamon Brillo 3 Unds.	G100240010	700003460	2961
Upper unit NEXT 60 MA Pizarra Brillo 4 Unds.	G100470930	700009126	3008
Drainage MINI Crom.	G619999026	100036255	103
<b>TETRIS pizarra brillo / pérgamon brillo</b>			<b>10408</b>

## TETRIS



ARTICLE	KEA	SAP	POINTS
Basin 60x76 sx 1f krion	G100240002	700003452	4030
Lower unit TETRIS 45 MS-2 negro	G100240016	700003466	1095
Mirror 60x45 BALL negro	G100240097	700003529	278
<b>TETRIS negro emotions</b>			<b>5403</b>



## SET FASE



ARTICLE	KEA	SAP	POINTS
Wash basin unit FASE 80 BPS SUGI BLACK	G105690014	100278399	1022
Mirror ESP-290/30 30X90 S/I	G101200182	100043788	260
Basin FASE 80 CERAMICA	G105690009	100278366	228
SET FASE Sugi Black			1510

## SET RADIO



ARTICLE	KEA	SAP	POINTS
Wash basin unit RADIO 60 BPS OLMO LIGHT	G105680004	100278406	950
Mirror RADIO 55X55	G105680010	100278362	223
Worktop KRION RADIO 60	G105680008	100278353	904
SET RADIO Olmo Light			2077

## SET GAP



ARTICLE	KEA	SAP	POINTS
Wash basin unit GAP 90 BPS SABLE	G105670003	100278403	502
Mirror EDGE 90X48 HORIZONTAL	G100590006	700019842	359
Basin SLIM APOYO 905X490 1G GEL COAT	G619000080	100221203	765
Valve CLIC-CLAC C/TORNILLO FIJADOR	G619999423	100200010	72
Drainage SIFON MINI DUNA CROMO	G100550011	100190984	210
SET GAP			1908

## SET SKILL



ARTICLE	KEA	SAP	POINTS
Wash basin unit 90 Blanco Brillo	G105650010	100242180	1101
Basin DESS 1G GEL COAT 90	G619000088	100221193	561
Mirror SKILL 90 Blanco Brillo	G105650002	100242182	231
Valve	G619999035	100104178	59
Accessory Inox. 45 cm. x2 Unds.	G100510401	100160320	436
SET SKILL Blanco Brillo			2388

## SET HEM



ARTICLE	KEA	SAP	POINTS
Wash basin unit 120 cm. Sugi Black	G105660006	100243618	1220
Worktop FIT GELCOAT 120	G100021410	100241693	794
Mirror HEM 120x42 cm. Sugi Black	G105660014	100243577	385
<b>SET HEM Sugi Black</b>			<b>2399</b>

## SET HEM



ARTICLE	KEA	SAP	POINTS
Wash basin unit 60 cm. Sugi Black	G105660013	100243584	900
Worktop FIT GELCOAT 60	G100021416	100241712	427
Mirror HEM 80x42 cm. Sugi Black	G105660012	100243598	343
Tall cabinet 30x144 Sugi Black	G105660008	100243620	938
<b>SET HEM Sugi Black</b>			<b>2608</b>

## SET CORE



ARTICLE	KEA	SAP	POINTS
Wash basin unit 60 cm. Aura	G105630009	100222287	1031
Worktop GELCOAT 60	G105500039	100160956	560
Mirror Core 60x60 Aura	G105630011	100222323	677
<b>SET CORE Aura</b>			<b>2268</b>

## SET CORE



ARTICLE	KEA	SAP	POINTS
Wash basin unit 60 cm. Sahel	G105630002	100222306	1031
Worktop GELCOAT 60	G105500039	100160956	0560
Mirror Core 60x60 Sahel	G105630005	100222295	677
<b>SET CORE Sahel</b>			<b>2268</b>



## SET TUCK



ARTICLE	KEA	SAP	POINTS
Wash basin unit 120 cm. Fresno Cendra	G105640007	100222278	1516
Basin SLIM GELCOAT 120 1G	G619000087	100221205	822
Mirror Tuck 120x60 Fresno Cendra	G105640013	100222294	553
Valve	G619999423	100200010	72
SET TUCK Fresno Cendra			2963

## SET NUT



ARTICLE	KEA	SAP	POINTS
Wash basin unit 49x50 Roble Negro	G105620003	100221210	511
Worktop GELCOAT 50,4	G619000056	100144923	397
Mirror Nut 40x70 Roble Negro	G105620004	100221212	236
NUT Roble Negro			1144

## SET WAY



ARTICLE	KEA	SAP	POINTS
Wash basin unit 60 cm. Blanco Brillo	G105560026	100208448	1063
Worktop GELCOAT 60	G105560006	100172893	491
Mirror Blanco texturado 55x60 Blanco Brillo	G105560010	100172914	223
SET WAY Blanco Brillo			1777

## SET WAY



ARTICLE	KEA	SAP	POINTS
Wash basin unit 80 cm. Negro Brillo	G105560028	100208549	1165
Worktop GELCOAT 80	G105560001	100172916	522
Mirror Blanco texturado 75x60 Negro Brillo	G105560008	100172915	259
SET WAY Blanco Brillo			1946

## SET FLOW



ARTICLE	KEA	SAP	POINTS
Wash basin unit 80 BPS Tortola	G105540005	100157172	858
Lower unit 40 MS-TOA Tortola	G105540008	100157175	814
Lower unit 40 MS-CURVO SX Tortola	G105540015	100157185	973
Basin FLOW GEL COAT 80	G105540007	100157168	622
Upper unit MA-ESP 40x80	G105540004	100157174	571
Upper unit 40x40	G105540014	100157159	286
Upper unit MA-ESP 80x40	G105540009	100157158	590
Drainage	G619999041	100138072	40
Valve	G619999035	100104178	59
<b>SET FLOW tortola</b>			<b>4813</b>

## SET FLOW



ARTICLE	KEA	SAP	POINTS
Wash basin unit 60 BPS Blanco	G105540006	100157169	768
Lower unit 40 MS Blanco	G105540021	100157180	762
Basin FLOW GEL COAT 60	G105540002	100157167	568
Upper unit 40x40	G105540014	100157159	286
Mirror Blanco texturado 60x40	G105540001	100157165	156
Drainage	G619999041	100138072	40
Valve	G619999035	100104178	59
<b>SET FLOW blanco</b>			<b>2639</b>

## SET BAMBU



ARTICLE	KEA	SAP	POINTS
Wash basin unit 60 cm. Blanco Brillo	G105470044	100208438	1005
Worktop 60,5 cm. Cristal blanco	G105490011	100173921	704
Mirror 55x60	G105470004	100112922	143
<b>SET BAMBU Blanco brillo</b>			<b>1852</b>

## SET BAMBU



ARTICLE	KEA	SAP	POINTS
Wash basin unit 80,5 cm. Gris sombra	G105470046	100208468	1074
Basin 80 cm. Gelcoat	G105560001	100172916	522
Mirror 75x60	G105470006	100112923	187
<b>SET BAMBU Gris sombra</b>			<b>1783</b>

## SET URBAN



ARTICLE	KEA	SAP	POINTS
Wash basin unit 60 cm. L. Roble Root	G105500063	100208425	655
Basin 60,5 cm. Gelcoat	G105500039	100160956	560
Mirror 60x60 Laminado Roble Root	G105500003	100117618	156
SET URBAN N Laminado roble root			1371

## SET URBAN



ARTICLE	KEA	SAP	POINTS
Wash basin unit 120 cm. L. Roble Root	G105500064	100208415	1140
Basin 120,5 cm. Gelcoat	G105500043	100171860	981
Mirror 120x60 Laminado Roble Root	G105500045	100171836	303
SET URBAN N Laminado roble root			2424

## SET FOLK



ARTICLE	KEA	SAP	POINTS
Wash basin unit 80 cm. Lino / Ice	G100350067	100210805	1065
Worktop KRION STONE 80	G100320004	100091018	660
Mirror Lino 65x60	G100350004	100091020	198
SET FOLK Lino / Ice			1923

## SET FOLK



ARTICLE	KEA	SAP	POINTS
Wash basin unit 80 cm. blanco brillo	G100350071	100210801	1099
Wash basin unit 60 cm. blanco brillo	G100350073	100210797	995
Worktop krion STONE 60 cm. 2Unds.	G100350009	100091017	1234
Mirror 50x60 lino	G100350008	100091019	172
Mirror 65x60 lino	G100350004	100091020	198
SET FOLK Lino / Blanco brillo			3698

## SET FOLK



ARTICLE	KEA	SAP	POINTS
Wash basin unit 60 cm. blanco brillo	G100350073	100210797	995
Worktop krion STONE 60 cm.	G100350009	100091017	617
Mirror 50x60 lino	G100350008	100091019	172
<b>SET FOLK Lino / Blanco brillo</b>			<b>1784</b>

## SET TRAVAT



ARTICLE	KEA	SAP	POINTS
Wash basin unit 80 cm. Fume	G100320007	100091032	1075
Basin 80 krion STONE	G100320004	100091018	660
Mirror 65x60 Fume	G100320005	100091022	216
<b>SET TRAVAT Fume</b>			<b>1951</b>

## SET TRAVAT



ARTICLE	KEA	SAP	POINTS
Wash basin unit 80 cm. Camel	G100320001	100091033	1290
Basin 80 krion STONE	G100320004	100091018	660
Mirror 65x60 Camel	G100320002	100091021	216
Tall cabinet 30x160 Camel	G100320014	100095697	924
<b>SET TRAVAT Camel</b>			<b>3090</b>

## SET DOCK



ARTICLE	KEA	SAP	POINTS
Wash basin unit 60 cm. Roble Negro	G105580009	100210792	491
Basin 60,5 cm. GELCOAT	G105500039	100160956	560
Mirror 60x60 Roble Negro	G105580002	100178024	175
<b>SET DOCK Roble Negro</b>			<b>1226</b>





## accessories

Mirrors  
Specchi  
Зеркала 468

Lights  
Lampade  
Лампы 472

Accessories  
Accessori  
Аксессуары 474

Valves  
Valvole  
Клапаны 480


## ESP-MARCO



- Mirror with steel frame.
- Specchio con cornice in acciaio
- Зеркало в стальной раме.

MEASURES	(xx)	KEA	SAP	POINTS
45x90x3 / 17 <sup>3/4</sup> x35 <sup>3/8</sup> x1 <sup>1/8</sup>		G101200089	100035985	308
60x80x3 / 23 <sup>5/8</sup> x31 <sup>1/2</sup> x1 <sup>1/8</sup>		G101200092	100035988	317

## ESP-140/140 / ESP-140/120 / ESP-140/100 / ESP-140/70



- Mirror.
- Specchio
- Зеркало.

MEASURES	(xx)	KEA	SAP	POINTS
140x70x3 / 55 <sup>1/8</sup> x27 <sup>1/2</sup> x1 <sup>1/8</sup>		G101209726	100274386	425
120x70x3 / 47 <sup>1/4</sup> x27 <sup>1/2</sup> x1 <sup>1/8</sup>		G101209725	100274416	370
100x70x3 / 39 <sup>3/8</sup> x27 <sup>1/2</sup> x1 <sup>1/8</sup>		G101209733	100274377	318
70x70x3 / 27 <sup>1/2</sup> x27 <sup>1/2</sup> x1 <sup>1/8</sup>		G101200110	100035991	235

## ESP-290/30



- Mirror.
- Specchio
- Зеркало.

MEASURES	(xx)	KEA	SAP	POINTS
30x90x3 / 11 <sup>3/4</sup> x35 <sup>3/8</sup> x1 <sup>1/8</sup>		G101200182	100043788	260

## ESP-310/90 / ESP-310/110 / ESP-310/120



- Mirror.
- Specchio
- Зеркало.

MEASURES	(xx)	KEA	SAP	POINTS
90x60x3 / 35 <sup>3/8</sup> x23 <sup>5/8</sup> x1 <sup>1/8</sup>		G101200192	100043790	260
110x60x3 / 43 <sup>1/4</sup> x23 <sup>5/8</sup> x1 <sup>1/8</sup>		G101200183	100043789	318
120x60x3 / 47 <sup>1/4</sup> x23 <sup>5/8</sup> x1 <sup>1/8</sup>		G101200193	100043791	350





-Mirror.  
-Specchio  
-Зеркало.

MEASURES	(↔x↑□x↗)	KEA	SAP	POINTS
40x80x2 / 15 <sup>3/4</sup> x31 <sup>1/2</sup> x0 <sup>3/4</sup>		G300011504	100069508	190
36x90x2 / 14 <sup>1/8</sup> x35 <sup>3/8</sup> x0 <sup>3/4</sup>		G101209732	100274407	237
48x90x2 / 18 <sup>7/8</sup> x35 <sup>3/8</sup> x0 <sup>3/4</sup>		G101209728	100274378	262
36x80x2 / 14 <sup>1/8</sup> x31 <sup>1/2</sup> x0 <sup>3/4</sup>		G101209727	100274398	231
60x48x2 / 23 <sup>5/8</sup> x18 <sup>7/8</sup> x0 <sup>3/4</sup>		G101209731	100274421	221
90x48x2 / 35 <sup>3/8</sup> x18 <sup>7/8</sup> x0 <sup>3/4</sup>		G101209730	100274440	262
120x48x2 / 47 <sup>1/4</sup> x18 <sup>7/8</sup> x0 <sup>3/4</sup>		G101209729	100274397	318

**CUSTOM MIRROR**

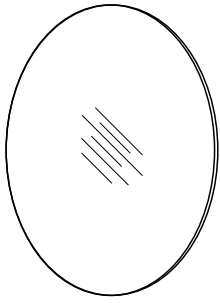
-Mirror.  
-Specchio  
-Зеркало.

ESP-RANGO		↔						
		15-30 cm. 5 <sup>7/8</sup> -11 <sup>3/4</sup>	30,1-60 cm. 11 <sup>7/8</sup> -23 <sup>5/8</sup>	60,1-90 cm. 23 <sup>5/8</sup> -35 <sup>3/8</sup>	90,1-120 cm. 35 <sup>1/2</sup> -47 <sup>1/4</sup>	120,1-150 cm. 47 <sup>1/4</sup> -59	150,1-180 cm. 59 <sup>1/8</sup> -70 <sup>7/8</sup>	180,1-210 cm. 70 <sup>7/8</sup> -82 <sup>5/8</sup>
↑□	15-30 cm. 5 <sup>7/8</sup> -11 <sup>3/4</sup>	SAP 700026272 164 P.	SAP 700026312 177 P.	SAP 700026275 189 P.	SAP 700026276 222 P.	SAP 700026293 251 P.	SAP 700026320 283 P.	SAP 700026315 310 P.
	30,1-60 cm. 11 <sup>7/8</sup> -23 <sup>5/8</sup>	SAP 700026304 182 P.	SAP 700026305 208 P.	SAP 700026303 241 P.	SAP 700026285 293 P.	SAP 700026294 340 P.	SAP 700026306 378 P.	SAP 700026277 422 P.
	60,1-90 cm. 23 <sup>5/8</sup> -35 <sup>3/8</sup>	SAP 700026307 195 P.	SAP 700026278 241 P.	SAP 700026279 285 P.	SAP 700026273 347 P.	SAP 700026237 414 P.	SAP 700026238 484 P.	SAP 700026282 539 P.
	90,1-120 cm. 35 <sup>1/2</sup> -47 <sup>1/4</sup>	SAP 700026313 218 P.	SAP 700026283 282 P.	SAP 700026314 337 P.	SAP 700026284 418 P.	SAP 700026302 514 P.	SAP 700026274 675 P.	SAP 700026239 754 P.

**CUSTOM BACK PANEL NADIR WOOD MIRROR**

-Custom back panel NADIR wood mirror. **Compatible with SIDE / LAST accessory bar.**  
-Specchio di legno NADIR. **Compatibile con la barra degli accessori SIDE / LAST.**  
-Зеркало на деревянной панели. **Совместима с полкой для аксессуаров SIDE/LAST.**

ESP-RANGO		↔						
		15-30 cm. 5 <sup>7/8</sup> -11 <sup>3/4</sup>	30,1-60 cm. 11 <sup>7/8</sup> -23 <sup>5/8</sup>	60,1-90 cm. 23 <sup>5/8</sup> -35 <sup>3/8</sup>	90,1-120 cm. 35 <sup>1/2</sup> -47 <sup>1/4</sup>	120,1-150 cm. 47 <sup>1/4</sup> -59	150,1-180 cm. 59 <sup>1/8</sup> -70 <sup>7/8</sup>	180,1-210 cm. 70 <sup>7/8</sup> -82 <sup>5/8</sup>
↑□	15-30 cm. 5 <sup>7/8</sup> -11 <sup>3/4</sup>	SAP 700028107 180 P.	SAP 700028118 199 P.	SAP 700028128 217 P.	SAP 700028129 260 P.	SAP 700028130 284 P.	SAP 700028131 323 P.	SAP 700028132 361 P.
	30,1-60 cm. 11 <sup>7/8</sup> -23 <sup>5/8</sup>	SAP 700028133 199 P.	SAP 700028134 237 P.	SAP 700028108 283 P.	SAP 700028109 348 P.	SAP 700028110 393 P.	SAP 700028111 444 P.	SAP 700028112 495 P.
	60,1-90 cm. 23 <sup>5/8</sup> -35 <sup>3/8</sup>	SAP 700028113 217 P.	SAP 700028114 283 P.	SAP 700028115 344 P.	SAP 700028116 420 P.	SAP 700028117 490 P.	SAP 700028119 578 P.	SAP 700028120 650 P.
	90,1-120 cm. 35 <sup>1/2</sup> -47 <sup>1/4</sup>	SAP 700028121 238 P.	SAP 700028122 327 P.	SAP 700028123 404 P.	SAP 700028124 500 P.	SAP 700028125 603 P.	SAP 700028126 786 P.	SAP 700028127 883 P.



- Mirror. **Compatible with SIDE / LAST accessory bar.**
- Specchio. **Compatibile con la barra degli accessori SIDE / LAST.**
- Зеркало на деревянной панелию. **Совместима с полкой для аксессуаров SIDE/LAST.**

MEASURES	(↔x↕x↗)	KEA	SAP	POINTS
90x90X2 / 35 <sup>3/8</sup> x35 <sup>3/8</sup> x0 <sup>3/4</sup>		G100440132	700028082	432





With transformer.  
Led circuit 1x6W  
IP-44

Con trasformador.  
Circuito led 1x6W.  
IP-44

С трансформатором.  
Светодиодная цепь 1x6 Вт  
IP-44



Limited stock, check availability.

Scorte limitate, si prega di verificare la disponibilità.

Ограниченный складской запас, запросите наличие.

MEASURES	()	FINISHES	KEA	SAP	POINTS
2,6x29x9,1 / 1x11 <sup>3/8</sup> x3 <sup>5/8</sup>		CROMADO	G101209696	100217594	125

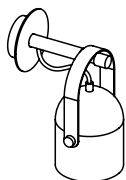
## NEW CHIC IP44



220-240V  
LED 6W  
IP-44

MEASURES	()	FINISHES	KEA	SAP	POINTS
23x6x9 / 9x2 <sup>3/8</sup> x3 <sup>1/2</sup>		CROMADO	G105420061	100229861	042

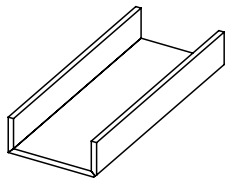
## LIGHT



MEASURES	()	FINISHES	KEA	SAP	POINTS
11,7x21,8x14,4 / 4 <sup>5/8</sup> x8 <sup>5/8</sup> x5 <sup>5/8</sup>		Metal. 220V. E27 <b>no incluida.</b>	G100620506	100278351	0175
		<b>USA Metal. 110V. E26 not included.</b>	G100620544	100278572	0180



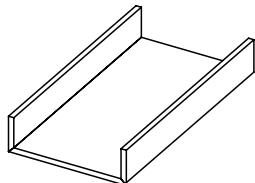
## ACCESSORY A



-Divider base.  
-Base organizer  
Основа-разделитель.

MEASURES		FINISHES	KEA	SAP	POINTS
A	15x6x37,5 / 5 <sup>7/8</sup> x2 <sup>3/8</sup> x14 <sup>3/4</sup>	ROBLE	G100440117	100278349	0065

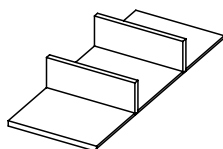
## ACCESSORY B



-Divider base.  
-Base organizer  
Основа-разделитель.

MEASURES		FINISHES	KEA	SAP	POINTS
B	20x6x37,5 / 7 <sup>7/8</sup> x2 <sup>3/8</sup> x14 <sup>3/4</sup>	ROBLE	G100440119	100278350	0069

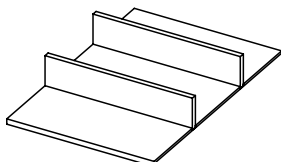
## ACCESSORY C



-Divider base.  
-Base organizer  
Основа-разделитель.

MEASURES		FINISHES	KEA	SAP	POINTS
C	15x6x37,5 / 5 <sup>7/8</sup> x2 <sup>3/8</sup> x14 <sup>3/4</sup>	ROBLE	G100440118	100278307	0048

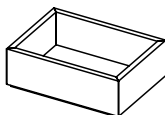
## ACCESSORY D



-Divider base.  
-Base organizer  
Основа-разделитель.

MEASURES		FINISHES	KEA	SAP	POINTS
D	25x6x37,5 / 9 <sup>7/8</sup> x2 <sup>3/8</sup> x14 <sup>3/4</sup>	ROBLE	G100440116	100278308	0057

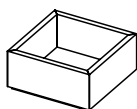
## ACCESSORY E



-Container compatible with A, B and D.  
-Contentitore compatibile con A, B e D.  
-Контейнер совместим с А, В и D.

MEASURES		FINISHES	KEA	SAP	POINTS
E	19x6x13,9 / 7 <sup>1/2</sup> x2 <sup>3/8</sup> x5 <sup>1/2</sup>	ROBLE	G100440115	100278305	0090

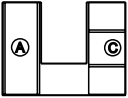
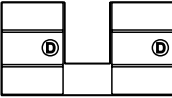
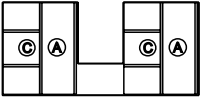
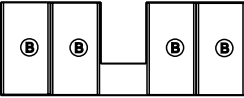
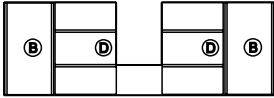
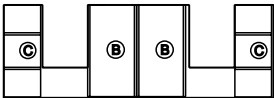
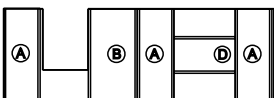
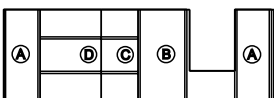
## ACCESSORY F



-Container compatible with A, C and D.  
-Contentitore compatibile con A, C e D.  
-Контейнер совместим с А, С и D.


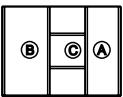
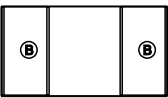
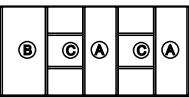
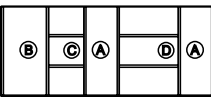
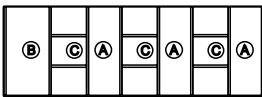
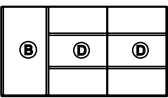
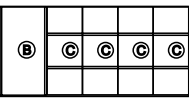
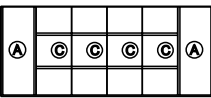
MEASURES		FINISHES	KEA	SAP	POINTS
F	13,9x6x13,9 / 5 <sup>1/2</sup> x2 <sup>3/8</sup> x5 <sup>1/2</sup>	ROBLE	G100440114	100278306	0086

**SET OF ACCESSORIES FOR BPS.  
LAST / SIDE**

DRAW. 600	DRAW. 800	DRAW. 900	DRAW. 1100	DRAW. 1200
 SET. 512	 SET. 513	 SET. 514	 SET. 515	 SET. 516
				 SET. 517
				 SET. 518
				 SET. 519

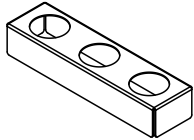
SET	FINISHES	KEA	SAP	POINTS
512		G100440109	100278236	0113
513		G100440123	100278271	0114
514		G100440122	100278248	0226
515		G100440112	100278227	0276
516	ROBLE	G100440124	100278272	0252
517		G100440126	100278238	0234
518		G100440131	100278284	0321
519		G100440113	100278300	0304

**SET OF ACCESSORIES FOR MS.  
LAST / SIDE**

DRAW. 450	DRAW. 600	DRAW. 800	DRAW. 900	DRAW. 1000	DRAW. 1200
 SET. 520	 SET. 521	 SET. 522	 SET. 524	 SET. 526	 SET. 528
		 SET. 523	 SET. 525	 SET. 527	

SET	FINISHES	KEA	SAP	POINTS
520		G100440130	100278276	0117
521		G100440129	100278256	0182
522		G100440111	100278246	0138
523		G100440110	100278261	0183
524	ROBLE	G100440127	100278257	0295
525		G100440120	100278258	0261
526		G100440125	100278262	0304
527		G100440121	100278270	0322
528		G100440128	100278263	0408



**ACCESSORY A**

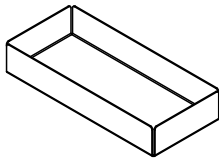
- Container for 3 toothbrush holder.
- Contenitore per tre vasetti portaspazzolini.
- Контейнер-держатель для 3 зубных щеток.

MEASURES	FINISHES	KEA	SAP	POINTS
6,5x10x37,8 / 2 <sup>1/2</sup> x3 <sup>7/8</sup> x14 <sup>7/8</sup>	ALUMINIO BLANCO	G100440063	100115483	067

**ACCESSORY B**

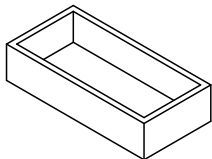
- Pot toothbrush holder.
- Vasetto portaspazzolini
- Стакан-держатель зубных щеток.

MEASURES	FINISHES	KEA	SAP	POINTS
8x10,3x8 / 3 <sup>1/8</sup> x4x3 <sup>1/8</sup>	ALUMINIO / KRION	G100440061	100115484	106

**ACCESSORY C/D/E**

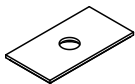
- Container.
- Contenitore.
- Контейнер.

MEASURES	FINISHES	KEA	SAP	POINTS
<b>C</b> 17x6,5x9 / 6 <sup>3/4</sup> x2 <sup>1/2</sup> x3 <sup>1/2</sup>	ALUMINIO BLANCO	G100440065	100115480	050
<b>D</b> 17x6,5x17 / 6 <sup>3/4</sup> x2 <sup>1/2</sup> x6 <sup>3/4</sup>		G100440058	100115478	057
<b>E</b> 17x6,5x37,8 / 6 <sup>3/4</sup> x2 <sup>1/2</sup> x14 <sup>7/8</sup>		G100440064	100115479	076

**ACCESSORY F/G/H**

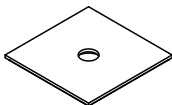
- Container.
- Contenitore.
- Контейнер.

MEASURES	FINISHES	KEA	SAP	POINTS
<b>F</b> 10x8x35 / 3 <sup>7/8</sup> x3 <sup>1/8</sup> x13 <sup>3/4</sup>	ROBLE	G100430180	100100503	0049
<b>G</b> 17x8x17 / 6 <sup>3/4</sup> x3 <sup>1/8</sup> x6 <sup>3/4</sup>		G100430181	100100502	0043
<b>H</b> 17x8x35 / 6 <sup>3/4</sup> x3 <sup>1/8</sup> x13 <sup>3/4</sup>		G100430179	100100501	0055

**ACCESSORY I**

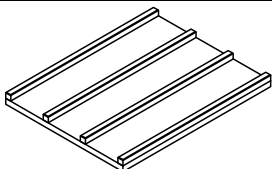
- Container pan.
- Coperchio contenitore.
- Поддон контейнера.

MEASURES	FINISHES	KEA	SAP	POINTS
17x1,3x9 / 6 <sup>3/4</sup> x0 <sup>1/2</sup> x3 <sup>1/2</sup>	ROBLE	G100440062	100115486	017

**ACCESSORY J**

- Container pan.
- Coperchio contenitore.
- Поддон контейнера.

MEASURES	FINISHES	KEA	SAP	POINTS
17x1,3x17 / 6 <sup>3/4</sup> x0 <sup>1/2</sup> x6 <sup>3/4</sup>	ROBLE	G100440059	100115485	023

**ACCESSORY K/L**

- Divider base.
- Base organizer
- Основа-разделитель.

MEASURES	FINISHES	KEA	SAP	POINTS
<b>K</b> 30x2,6x37,8 / 11 <sup>3/4</sup> x1x14 <sup>7/8</sup>	ROBLE	G100440066	100115482	072
<b>L</b> 14,2x2,6x37,8 / 5 <sup>5/8</sup> x1x14 <sup>7/8</sup>		G100440060	100115481	058

**SET OF ACCESSORIES FOR DRAWER.  
NEXT/ TETRIS**



DRAW.	45 cm.	60 cm.	90 cm.	120 cm.
A	 D+G+J+L	 D+G+J+K	 C+C+D+H+I+K+L	 A+B+C+C+C+C+H+I+K+K
B	 G+J	 C+C+C+C+E+I+L	 A+B+G+J+K	 A+B+C+C+C+C+C+F+H+I+K+L
C		 A+B+C+C+D+F+G+J		 A+B+D+H+J+K+L

SET	FINISHES	KEA	SAP	POINTS
A-45	ROBLE / BLANCO	G100440068	100115500	181
A-60		G100440069	100115502	195
A-90		G100440074	100115506	359
A-120		G100440077	100115508	589
B-45		G100440075	100115501	066
B-60		G100440072	100115503	351
B-90		G100440070	100115507	311
B-120		G100440067	100115509	724
C-60		G100440071	100115504	445
C-120		G100440076	100115510	438

**SET OF ACCESSORIES FOR DRAWER.  
LEAF / CICLO / DESS / ICON / EDGE / CENTURY / DUNA / MERTENS**

DRAWER	60 cm.	90 cm.	120 cm.
D	 H+D+D	 D+D+H+H	 D+D+H+H+H+H+G+G+J+J
E	 H+H+C+C+D	 F+G+G+G+J+J+D	 D+D+H+H
F	 G+G+J+J+C+C+C+C+H	 H+H+F+G+G+J+J+C+C+D	 D+D+D+D+H+H+H+H

SET	FINISHES	KEA	SAP	POINTS
D-60	ROBLE / BLANCO	G100440087	100138794	169
D-90		G100440088	100138795	224
D-120		G100440089	100138743	466
E-60		G100440090	100138744	267
E-90		G100440095	100138745	304
E-120		G100440093	100138746	224
F-60		G100440091	100138747	387
F-90		G100440092	100138748	448
F-120		G100440094	100138749	448

## ACCESSORY



- Towel rail.
- Portasciugamani.
- Перекладина для полотенец.

MEASURES	(  )	FINISHES	KEA	SAP	POINTS
90x1x12,5 / 35 <sup>3/8</sup> x0 <sup>3/8</sup> x4 <sup>7/8</sup>		INOX.	G300013022	100036081	196
120x1x12,5 / 47 <sup>1/4</sup> x0 <sup>3/8</sup> x4 <sup>7/8</sup>			G300013023	100036082	216
150x1x12,5 / 59x0 <sup>3/8</sup> x4 <sup>7/8</sup>			G300013024	100036083	237
180x1x12,5 / 70 <sup>7/8</sup> x0 <sup>3/8</sup> x4 <sup>7/8</sup>			G300013025	100036084	258

## ACCESSORY



- Towel rail.
- Portasciugamani.
- Перекладина для полотенец.

MEASURES	(  )	FINISHES	KEA	SAP	POINTS
30x1x11,5 / 11 <sup>3/4</sup> x0 <sup>3/8</sup> x4 <sup>1/2</sup>		INOX.	G300013027	100036085	139
35x1x11,5 / 13 <sup>3/4</sup> x0 <sup>3/8</sup> x4 <sup>1/2</sup>			G300013028	100036086	144
45x1x11,5 / 17 <sup>3/4</sup> x0 <sup>3/8</sup> x4 <sup>1/2</sup>			G300013029	100036087	152
60x1x11,5 / 23 <sup>5/4</sup> x0 <sup>3/8</sup> x4 <sup>1/2</sup>			G300013030	100036088	165

## ACCESSORY



- Metal accessory rail.
- Barra metallica portaccessori.
- Металлическая перекладина для принадлежностей.

MEASURES	(  )	FINISHES	KEA	SAP	POINTS
40x5x12,5 / 15 <sup>3/4</sup> x2x4 <sup>7/8</sup>		INOX.	G100201735	100035921	201
55x5x12,5 / 21 <sup>5/8</sup> x2x4 <sup>7/8</sup>			G100201736	100035922	228

## ACCESSORY



- Buton for plasterboard walls.
- Tassello per cartongesso

MEASURES	(  )	FINISHES	KEA	SAP	POINTS
M5 x 50 mm.		50 UNDS.	G100040239	700002564	199



**NOTE:** Only orientative chart for recommended plumbing pieces. These pieces depend on the combination of furniture unit, worktop, basin and selected faucet, which could already incorporate same or similar components.

**NOTA:** Tabella esclusivamente orientativa dei componenti di scarico consigliati. Dipendono dall'abbinamento del mobile, del top, del lavabo e dalla rubinetteria prescelta nella quale potrebbero essere già inseriti gli stessi componenti o altri simili.

**ПРИМЕЧАНИЕ:** Размер рекомендуемых компонентов слива является ориентировочным. Они зависят от выбранной комбинации мебели, столешницы, умывальной раковины и смесителя. Эта комбинация может включать те же компоненты или аналогичные.

	Valves / Valvole / Клапаны						Overflow Troppopieno Перелив	Drains / Scarichi / Сливы				
												
Basins/ worktops Lavabi/top Умывальные раковины / столешницы	G619000009 100036229 93 p	G619999024 100036254 68 p	G619000008 100036228 96 p	G619999035 100104178 59 p	G619999423 100200010 72 p	G619999393 100174610 112 p	G105490007 100126944 32 p	G619999026 100036255 103 p	G619999033 100100505 281 p	G619999041 100138072 40 p	G619999184 100150474 30 p	G100550011 100190984 210 p
Duna				✓								✓
Bevel		✓						✓				
Icon		✓						✓				
Wood		✓						✓				
Leaf						✓		✓				
Dess				✓						✓		
Soft (undermount)				✓						✓		
Ones		included / incluso / ВКЛЮЧЕНО						3		✓		
Ciclo				✓				3		✓		
Bol					✓			✓				
Dylan	✓							✓				
Sotto Box					✓			1				
Integ. Krion®		✓						1			2	
Integ. Krion® + overflow						✓	✓	1				
Krion® thermoformed						✓		1				
Gelcoat worktop					✓			1				
Krion® worktop		✓						✓				
Krion® worktop + overflow						✓		1				
Magma		included / incluso / ВКЛЮЧЕНО										✓
Way					✓			✓				
Flow		✓								✓		
Penrose								✓				
Spoon					✓			✓				
Yester		✓						✓				
Mertens / Edge		✓										✓
Slim / Glass worktop					✓			✓				
Slim (overmount)		✓						✓				
Sotto Nova					✓			1				
Fit					✓			✓				
Blind				✓				✓				

- Recommended pieces (some of these pieces can be supplied with the faucet).
- ✓ - Componenti consigliati (alcuni di questi componenti possono essere forniti con il rubinetto).
- Рекомендуемые компоненты (некоторые из них могут поставляться со смесителем).

- Recommended pieces when sink unit height is more than 24 cm.
- 1 - Componenti consigliati quando l'altezza del portalavabo è superiore a 24 cm.
- Компоненты, рекомендуемые в том случае, когда высота консоли/тумбы для умывальной раковины превышает 24 см.

- Recommended pieces when sink unit height is less than 24 cm.
- 2 - Componenti consigliati quando l'altezza del portalavabo è inferiore a 24 cm.
- Компоненты, рекомендуемые в том случае, когда высота консоли/тумбы для умывальной раковины не превышает 24 см.

- Recommended pieces when the basin is used with IN sink units.
- 3 - Componenti consigliati quando il lavabo si utilizza con portalavabo IN.
- Компоненты, рекомендуемые в том случае, когда умывальная раковина используется с консолью/тумбой IN.

## CLIK CLACK POP UP WASTE WITH OVERFLOW



- Clik clack pop up waste with overflow H.75 mm.
- Valvola click-clack con troppopieno H.75 mm.
- Защелкивающийся донный клапан без перелива H.75 мм.

KEA	SAP	POINTS
G619000008	100036228	96

## POP UP WASTE



- Pop up waste without overflow permanent evacuation H.75 mm.
- Valvola senza troppopieno ad evacuazione permanente H.75 mm.
- Донный клапан без перелива для постоянного отвода H.75 мм.

KEA	SAP	POINTS
G619000009	100036229	93

## VALVE



- Click-clack drain for sinks/basins with and without overflow.
- Valvola clik-clack per lavabi con et senza troppopieno.
- Донный клапан clik-clack для раковин с/без сливом-переливом.

KEA	SAP	POINTS
G619999423	100200010	72

## CLIK CLACK POP UP WASTE KRION



- Click-clack drain for sinks/basins with and without overflow. KRION.
- Valvola clik-clack per lavabi con et senza troppopieno. KRION.
- Донный клапан clik-clack для раковин с/без сливом-переливом. KRION.

KEA	SAP	POINTS
G619999393	100174610	112

## OVERFLOW



- Automatic waste with overflow H.75 mm.
- Boccola di scarico con troppopieno H.75 mm.
- Автоматический клапан с переливом H.75 мм.

KEA	SAP	POINTS
G619000010	100036230	21

## SPACER



- Spacer top ring with gaskets.
- Rondella superiore boccola con guarnizione.
- Верхнее кольцо распорной детали с уплотнениями.

KEA	SAP	POINTS
G619000011	100036231	60

## PERMANENT VALVE EVACUATION



- Permanent valve evacuation with cover.
- Valvola semplice a caduta libera con tappo.
- Постоянный перелив с крышкой.

FINISHES	KEA	SAP	POINTS
Chrom	G619999024	100036254	68
Black matt lacquer	G619999474	100242351	106

## PERMANENT VALVE EVACUATION



- Permanent valve evacuation.
- Valvola semplice a caduta libera.
- Постоянный перелив.

KEA	SAP	POINTS
G619999035	100104178	59

## CLIK CLACK POP UP WASTE WITH OVERFLOW



- Válvula A:**
- Clik clack pop up waste with overflow H.75 mm.
  - Valvola click-clack con troppopieno H.75 mm.
  - Защелкивающийся донный клапан без перелива H.75 мм.

- Válvula B:**
- Pop up waste without overflow permanent evacuation H.75 mm.
  - Valvola senza troppopieno ad evacuazione permanente H.75 mm.
  - Донный клапан без перелива для постоянного отвода H.75 мм.

	KEA	SAP	POINTS
VÁLVULA A	G619999030	100036259	56
VÁLVULA B	G619999031	100036260	

## OVERFLOW



- Overflow.
- Troppopieno.
- Перелив.

KEA	SAP	POINTS
G105490007	100126944	32



## DESG. CUADRADO



- Drainage chrom.
- Scarico cromato.
- Дренаж хромированный.

FINISHES	KEA	SAP	POINTS
Chrom	G619999032	100036261	98

## DESG.300



- Drainage chrom.
- Scarico cromato.
- Дренаж хромированный.

FINISHES	KEA	SAP	POINTS
Chrom	G619999012	100036251	28

## DESG.300 LINEA



- Drainage.
- Scarico.
- Дренаж.

FINISHES	KEA	SAP	POINTS
Chrom	G619999019	100036252	113

## DESG.300 MINI



- Drainage chrom.
- Scarico cromato.
- Дренаж хромированный.

FINISHES	KEA	SAP	POINTS
Chrom	G619999026	100036255	103

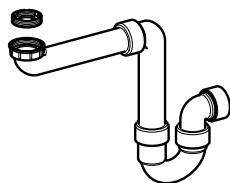
## DRAINAGE CHROM



- Drainage chrom.
- Scarico cromato.
- Дренаж хромированный.

FINISHES	KEA	SAP	POINTS
Chrom	G619999033	100100505	281

## DRAINAGE



- Drainage.
- Scarico.
- Дренаж.

FINISHES	KEA	SAP	POINTS
Polipropilene	G619999041	100138072	40

## DRAINAGE



- Drainage.
- Scarico.
- Дренаж.

FINISHES	KEA	SAP	POINTS
Polipropilene	G619999184	100150474	30

## DRAINAGE



- Drainage.
- Scarico.
- Дренаж.

FINISHES	KEA	SAP	POINTS
Chrom	G100550011	100190984	210
Black matt lacquer	G100550021	100242315	255



# Warranty

## GAMA-DECOR BATHROOM FURNITURE GUARANTEE (V. 01/2012)

### Scope of the Guarantee:

This Manufacturer's Guarantee covers any claims for manufacturing defects affecting Gama-Decor brand furniture that are not visible during installation and which may appear with use or over time, for a period of TWO YEARS from the date of delivery to the first user, except in the case of consumable elements such as light bulbs, pistons, etc., for which Gama-Decor provides a guarantee of ONE YEAR. In the case of bathroom furnitures supplied for developments and building projects, the guarantee period will be calculated from the date on which the furnitures are supplied/certified.

This Guarantee does not cover the normal changes that affect wood, like any natural product, with the passing of time, as well as differences in its tone or grain.

During the period covered by this Guarantee, Gama-Decor reserves the right to modify the technical and design specifications of its products without prior notice. This Guarantee replaces any previous versions of the same.

### Guarantee Conditions:

-That the Gama-Decor bathroom furniture has been acquired from a certified distributor.

-That it has not undergone any alterations since it left the factory, and that all of its component features are respected.

-That any claims are not a result of causes beyond the control of Gama-Decor, such as leaks, overly high temperatures, abnormal humidity conditions, incorrect assembly, impacts, abusive or unsuitable use, unsuitable cleaning products, changes in tone due to exposure to sunlight, etc.

-That all recommendations regarding use and maintenance have been respected.

-That the products have not been use, nor displayed for an undefined period in any showrooms, trade fairs or exhibitions, in which case the guarantee period for these articles is 30 DAYS.

### Presentation of Claims:

Any fault identified in our products must be notified to the Certified Distributor who supplied or sold our products, or to a certified technical service provider. Any such notification must be made within a reasonable period of time from discovering the fault, in order to avoid any worsening of the situation. In any event, the execution and effective coverage of the guarantee offered for our products will be subject to an inspection carried out by the certified distributor who sold or supplied the products, or the certified provider of the supposedly faulty products.

In the event of Gama-Decor recognising that the affected element is faulty and within the limits of the Guarantee, it will propose either repairing or replacing the same, as applicable.

In these cases, Gama-Decor will provide the Distributor or technical service provider with:

-The materials that have had the original faults or defects repaired.

-New materials with identical characteristics, if Gama-Decor has opted to replace the faulty material, or if the repair is not satisfactory.

-In situations when the material in question is no longer available, it cannot be provided by our supplier, or the supplier has changed its activity, etc, Gama-Decor will offer an alternative solution.

NOTE: The Guarantee document will be applicable without prejudice to the rights of the consumer established by law in each country, as well as the Europe Community regulations.

# USA - Warranty

## GAMA-DECOR BATHROOM FURNITURE GUARANTEE (V. 01/2016)

### Scope of the Warranty:

This Manufacturer's Warranty covers any claims for manufacturing defects affecting GAMADECOR brand furniture that are not visible during installation and which may appear with use or over time, for a period of TWO YEARS from the date of delivery to the first user, except in the case of consumable elements such as light bulbs, pistons, etc., for which GAMADECOR provides a warranty of ONE YEAR. In the case of bathroom furniture supplied for developments and building projects, the warranty period will be calculated from the date on which the furniture are supplied/certified.

This Warranty does not cover the normal changes that affect wood, like any natural product, with the passing of time, as well as differences in its tone or grain.

During the period covered by this Warranty, GAMADECOR reserves the right to modify the technical and design specifications of its products without prior notice. This Warranty replaces any previous versions of the same.

### Warranty Conditions:

- That the GAMADECOR bathroom furniture has been acquired from a certified distributor.
- That it has not undergone any alterations since it left the factory, and that all of its component features are respected.
- That any claims are not a result of causes beyond the control of GAMADECOR, such as leaks, overly high temperatures, abnormal humidity conditions, incorrect assembly, impacts, abusive or unsuitable use, unsuitable cleaning products, changes in tone due to exposure to sunlight, etc.
- That all recommendations regarding use and maintenance have been respected.
- That the products have not been used, nor displayed for an undefined period in any showrooms, trade fairs or exhibitions, in which case the warranty period for these articles is 30 DAYS.

### Presentation of Claims:

Any fault identified in our products must be notified to the Certified Distributor who supplied or sold our products, or to a certified technical service provider. Any such notification must be made within a reasonable period of time from discovering the fault, in order to avoid any worsening of the situation. In any event, the execution and effective coverage of the warranty offered for our products will be subject to an inspection carried out by the certified distributor who sold or supplied the products, or the certified provider of the supposedly faulty products.

In the event GAMADECOR recognizes that the affected element is faulty and within the limits of the Warranty, it will propose either repairing or replacing the same, as applicable.

In these cases, GAMADECOR will provide the Distributor or technical service provider with:

- The materials that have had the original faults or defects repaired.
- New materials with identical characteristics, if GAMADECOR has opted to replace the faulty material, or if the repair is not satisfactory.
- In situations when the material in question is no longer available, it cannot be provided by our supplier, or the supplier has changed its activity, etc.

GAMADECOR will offer an alternative solution.

EXCEPT AS EXPRESSLY SET FORTH ABOVE, GAMADECOR MAKES NO WARRANTIES, EXPRESS OR IMPLIED, REGARDING ITS PRODUCTS, AND HEREBY DISCLAIMS ANY AND ALL IMPLIED WARRANTIES, INCLUDING WITHOUT LIMITATION ANY IMPLIED WARRANTIES OF MERCHANTABILITY OR FITNESS FOR A PARTICULAR PURPOSE.

To the maximum extent permitted by applicable law, GAMADECOR expressly excludes from this warranty, and will not pay for, any damages, including without limitation direct or indirect, consequential, special or punitive damages. This warranty extends only to the end user and is not transferable.

This warranty gives the end user specific legal rights, and he or she may also have other rights that vary from state to state. GAMADECOR will not be responsible for any statements or representations made in any form that go beyond, are broader than, or are inconsistent with any authorized literature or written specifications furnished by GAMADECOR. Some states do not allow limitations on how long an implied warranty lasts, or on special, incidental, or consequential damages. As a result, some of these limitations may not apply to the end user.

# Garanzia

## **GARANZIA MOBILI DA BAGNO GAMA-DECOR (V. 01/2012)**

### **Validità della Garanzia:**

Questa Garanzia del fabbricante copre qualsiasi possibile reclamo in caso di difetti di fabbricazione dei mobili a marchio Gama-Decor, non visibili durante l'installazione e che possano comparire con l'uso e con il passare del tempo per un periodo di DUE ANNI contato a partire dalla data di consegna al primo utente ad eccezione dei beni consumabili quali lampadine, pistoni, ecc... per i quali Gama-Decor offre una garanzia di UN ANNO. Nel caso di mobili forniti in promozione, cantiere, ecc... il periodo di garanzia si conterà a partire dalla data di fornitura/ certificazione degli stessi.

Sono esclusi dalla presente Garanzia i cambiamenti normali che il legno, come qualsiasi altro prodotto naturale, può subire con il passare del tempo quali le differenze di sfumature o venature dello stesso.

Durante la vigenza della presente garanzia, Gama-Decor si riserva la possibilità di modificare, senza previo avviso, le specifiche tecniche e riguardanti il design dei propri prodotti. La presente Garanzia annulla le precedenti versioni della stessa.

### **Clausole della Garanzia:**

-I mobili bagno Gama-Decor devono essere stati acquistati da un Distributore Ufficiale.

-Non devono essere state apportate modifiche una volta usciti i mobili di fabbrica. In ogni caso devono essere rispettate tutte le caratteristiche della composizione.

-Il reclamo non deve essere conseguenza di cause estranee a Gama-Decor, quali ad esempio infiltrazioni di acqua, temperature troppo elevate, condizioni di umidità anormali, difetti nel montaggio, colpi, uso improprio o non previsto, prodotti di pulizia non adeguati, cambi di tonalità dovuti a luce solare, ecc.

-Devono essere rispettate tutte le istruzioni riguardanti l'uso e la manutenzione

-I prodotti non devono essere stati usati o esposti durante un periodo indefinito in qualsiasi tipo di esposizione, dato che il periodo di garanzia di questi articoli è di 30 GIORNI.

### **Formalizzazione di un reclamo:**

Qualsiasi difetto incontrato nei nostri prodotti deve essere notificato al Distributore Ufficiale che ha fornito o venduto gli stessi o a un Centro Assistenza Tecnica Autorizzato. Tale comunicazione deve avvenire entro un periodo di tempo ragionevole dal momento in cui si rileva il difetto per evitare il possibile aggravarsi delle conseguenze dello stesso. In ogni caso, l'esecuzione e l'effettiva copertura della garanzia offerta ai nostri prodotti, è soggetta all'ispezione obbligatoria che il Distributore Ufficiale che ha eseguito la vendita o fornitura, o il Centro di assistenza tecnica devono effettuare sui prodotti indicati come difettosi.

Se Gama-Decor riconosce difettosa la parte interessata ed entro i termini di Garanzia proporrà la riparazione o sostituzione della stessa. In questi casi, Gama-Decor fornirà al Distributore o Centro di assistenza tecnica:

-I materiali riparati dai vizi o difetti originali

-Materiali nuovi con caratteristiche identiche, nel caso in cui Gama-Decor abbia ritenuto di sostituire il materiale difettoso o nel caso in cui la riparazione non fosse soddisfacente.

-Nei casi in cui, per mancanza dei materiali, impossibilità di fornitura da parte del nostro fornitore, cambio di attività del fornitore, ecc., Gama-Decor offrirà una soluzione alternativa.

NOTA: Il documento di garanzia si applica, fatti salvi i diritti dei consumatori ai sensi della legge vigente in ciascun paese, nonché secondo le disposizioni della normativa comunitaria europea.

# Гарантия

## GARANTIE MEUBLE DE SALLE DE BAINS GAMA-DECOR (V. 01/2012)

### Границы обязательств

Данная гарантия производителя распространяется на любые претензии, возникшие в связи с производственными дефектами, обнаруженными в мебели марки Gama-Decor, которые не были видны во время установки и которые, возможно, проявились в ходе использования или со временем, и действует в течение ДВУХ ЛЕТ с даты поставки первому пользователю, за исключением расходных элементов, таких как лампочки, поршни и пр., на которые компания Gama-Decor дает гарантию сроком ОДИН ГОД. Если мебель для ванных комнат поставляется для девелоперских проектов или на стадии строительства здания, гарантийный период рассчитывается с даты поставки / сертификации предметов мебели.

Гарантийные обязательства не возникают в случае нормальных изменений, которым древесина как натуральный материал подвержена с течением времени, а также в случае несовпадений в ее оттенках или узоре.

В период действия данной гарантии компания Gama-Decor оставляет за собой право на внесение изменений в технические характеристики и дизайн своей продукции без предварительного уведомления. Данная редакция гарантийных обязательств заменяет все прежде действовавшие редакции.

### Условия гарантии

-Мебель Gama-Decor для ванной комнаты должна быть приобретена у сертифицированного дистрибьютора.

-Изделия не подвергались никаким изменениям, с тех пор как покинули завод-изготовитель, все характеристики компонентов мебели учтены.

-Предъявленные претензии не являются результатом причин, находящихся вне сферы контроля Gama-Decor, таких как протечки, сверхвысокие температуры, аномальная влажность, неправильная установка, удары, ненадлежащая эксплуатация, использование неподходящих моющих средств, изменения тона вследствие воздействия солнечных лучей и т. д.

-Все рекомендации по эксплуатации и обслуживанию соблюдены.

-Изделия не использовались и не демонстрировались в течение неопределенного периода времени в демонстрационных залах, на промышленных ярмарках или выставках. В противном случае гарантийный период на такие изделия составляет 30 (тридцать) ДНЕЙ.

### Подача претензий

О любом дефекте, обнаруженном в наших изделиях, необходимо уведомить сертифицированного дистрибьютора, который занимается поставками или продажами наших товаров, или сертифицированную службу технической поддержки. Такое уведомление должно быть оформлено в течение разумного периода с момента обнаружения дефекта, чтобы избежать ухудшения ситуации. В любом случае условием выполнения и эффективного покрытия гарантийных обязательств в отношении нашей продукции является проверка, которую проводит сертифицированный дистрибьютор, осуществивший продажу или поставку этой продукции, или сертифицированный поставщик продукции, предположительно имеющей дефекты.

Если компания Gama-Decor подтвердит, что рассматриваемый элемент содержит дефект, на который распространяются гарантийные обязательства, клиенту, в зависимости от обстоятельств, будет предложен ремонт или замена этого элемента.

В этих случаях компания Gama-Decor предоставит дистрибьютору или службе технической поддержки

-материалы с устраненными или исправленными дефектами;

-новые материалы, идентичные по своим характеристикам, если компания Gama-Decor приняла решение заменить дефектный материал или если ремонт является неудовлетворительной мерой;

-если рассматриваемый материал отсутствует и более не может быть предоставлен поставщиком или если поставщик сменил сферу деятельности и пр., компания Gama-Decor предложит альтернативное решение.

**ПРИМЕЧАНИЕ** Данный гарантийный документ применяется без ограничения прав потребителей, установленных действующим законом каждой страны, а также законодательством Европейского союза.

**GAMADecor**  
PORCELANOSA Grupo



The mark of  
responsible forestry  
FSC® C115388







**GAMADecOR**  
PORCELANOSA Grupo



The mark of  
responsible forestry  
FSC® C115389



2020-TARIFA BAÑO-02/20

© Copyright GAMA-DECOR, S.A. All rights reserved.

GAMADecOR reserves the right to modify or cancel the information that appears in this catalogue concerning all aesthetic and technical aspects as well as pricing. GAMADecOR reserves the right to modify the characteristics of its products without prior notice. The finishes shown are only for informative purposes; all rights are reserved due to the possible differences resulting from printing. For that reason, the photos displayed of de products are not to be deemed contractually binding. All rights are reserved for possible errors within the texts which appear in the catalogue due to the compotition or insertion of the pages. This catalogue is informative only.

© Copyright GAMA-DECOR, S.A. Tutti i diritti riservati.

GAMADecOR si riserva il diritto di modificare, alterare, eliminare o aggiungere informazioni a questo catalogo a livello estetico, tecnico ed economico. GAMADecOR si riserva il diritto di modificare le caratteristiche dei prodotti senza preavviso di alcun tipo. Le finiture sono espresse a titolo indicativo, essendo possibili variazioni di colore dovute alla tecnica di stampa. Per questo, le foto dei prodotti esposti non sono oggetto di contratto. I testi che compaiono nel catalogo potrebbero presentare errori di composizione o inserimento nella pagina. Tale catalogo è puramente informativo.

© Copyright GAMA-DECOR, S.A. Все права сохранены.

Компания GAMADecOR оставляет за собой право на внесение изменений или изъятие информации, содержащейся в данном каталоге и относящейся к эстетическим и техническим аспектам продукции, а также к ценам. Компания GAMADecOR оставляет за собой право на внесение изменений в характеристики продукции без предварительного уведомления. Варианты отделки приведены только для информирования; за компанией сохраняются все права в сфере возможных споров, связанных с различиями в цветопередаче при печати. По этой причине фотоизображения изделий не могут иметь обязательную силу в рамках контракта. Сохраняются все права, связанные с возможными ошибками в тексте каталога или компоновке страниц. Данный каталог предназначен только для информирования.

[www.gama-decor.com](http://www.gama-decor.com)

**GAMADecor**  
PORCELANOSA Grupo

GAMA-DECOR, S.A. Ctra. Vila-real - Puebla de Arenoso (CV-20) Km. 1,7.  
12540 Vila-real, Castellón, España. Apdo. Correos 179.  
Teléfono (+34) 964 506 850 Fax nacional: (+34) 964 506 596 Fax exportación: (+34) 964 506 597  
e-mail: [gama-decor@gama-decor.com](mailto:gama-decor@gama-decor.com) · [www.gama-decor.com](http://www.gama-decor.com)